

Riyad Capital Company

Future Equitiy Fund

Fund Report Q1 - Mar 2017

Price	16.1819	YTD	13.50 %	NAV	21,079,999.00
-------	---------	-----	---------	-----	---------------

Investment Strategy

The fund invests its assets mainly in a group of funds distributed among China, India, Latin America, Eastern Europe, Africa and the Middle East

Fund Objective

The fund aims to achieve long term capital growth within a high-risk environment

Asset Class: Open

Inception Date: 2-6-2006

Fund Manager: Riyad Capital Company

Fund Classification: Growth

Fund Benchmark Composite Index

Fund Category: Equity

Fund Currency: USD

Price Since Inception: 10

Fund SubCategory : Non-Shariah compliant

Geographic Focus : Emerging Markets

RISK CATEGORY : High

Statistics Analysis

Annualized Performance	1 Y	3 Y	5 Y	S I
Return	18.72%	2.68%	0.67%	4.47%
Standard Deviation	15.19%	16.37%	16.39%	24.18%
Average Return	0.13%	0.03%	0.03%	0.19%

Min. Subscription	2,500.00	Min. Redemption	1,000.00
Subscription Fee	2.00%	Redemption Fee	-
Management Fee	1.75%	Performance Fee	-
Management Fee Type	Per annum	Custodian Fee	0.10%

Comment

Future Equitiy Fund , achieved accumulated return of 13.5% at the end of Q1 - 2017 .

The Fund that invests its assets mainly in a group of funds distributed among China, India, Latin America, Eastern Europe, Africa and the Middle East , has achieved Average Return during the Q1 - 2017 of 0.36%

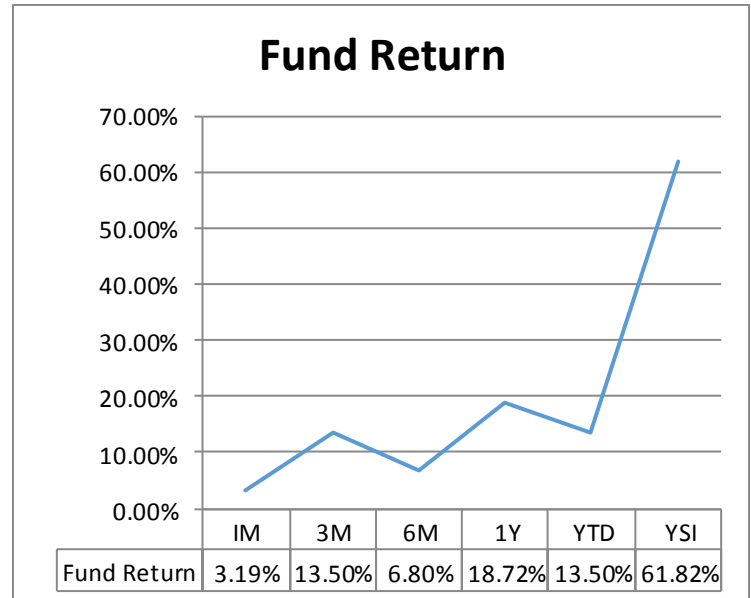
The fund's Standard Deviation reached 4.5% compared to 8.17% at the Annual return - 2016 which indicates a decrease in the risk level.

Cumulative Performance	1 Y	3 Y	5 Y	S I
End of Mar-2017	18.72%	8.27%	3.39%	61.82%

Fund Return

Period	Fund Return
IM	3.19%
3M	13.50%
6M	6.80%
1Y	18.72%
YTD	13.50%
YSI	61.82%

Fund Return



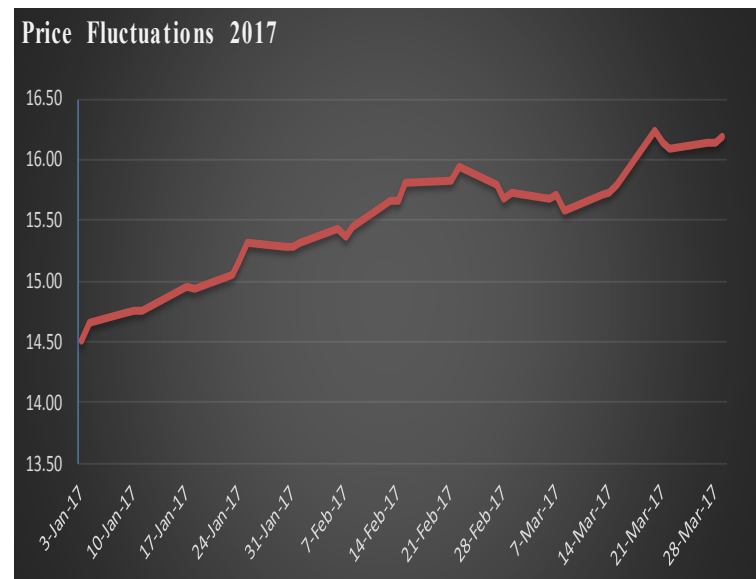
Performance

The Fund's YTD reached 13.5% on 31-03-2017 compared to YTD 8.72% on 31-12-2016 which indicates increase in Q1 - 2017 return by 4.78%

Assets & Liabilities

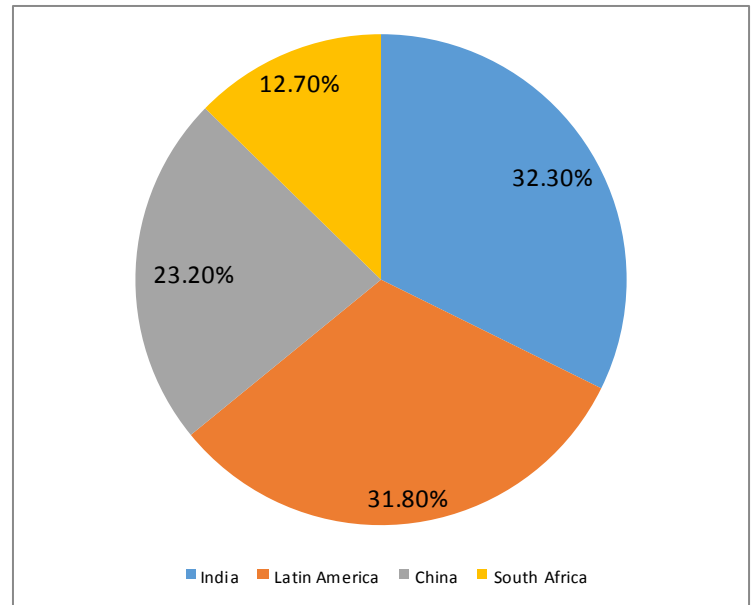
	Dec-15	Dec-16
Total Assets	22,277,606	0
Total Liabilities	49,853	0
Total Equity	22,227,753	0
Net Income	(3,423,209)	0

Price Fluctuations



Asset Allocation as of 28-Feb-2017

Country	Asset Allocation as of
India	32.30%
Latin America	31.80%
China	23.20%
South Africa	12.70%



Top Holdings as of 28-Feb-2017

Fund	Percentage
Latin America Fund	
China Focus Fund	
India Focus Fund	
Equities South Africa	