

**FILLING AND PACKING MATERIALS
MANUFACTURING COMPANY**
(A Saudi Joint Stock Company)

**INTERIM FINANCIAL STATEMENTS
FOR THE THREE AND NINE MONTHS ENDED
SEPTEMBER 30, 2012
AND LIMITED REVIEW REPORT**

**FILLING AND PACKING MATERIALS
MANUFACTURING COMPANY**
(A Saudi Joint Stock Company)

**INTERIM FINANCIAL STATEMENTS
FOR THE THREE AND NINE MONTHS ENDED
SEPTEMBER 30, 2012
AND LIMITED REVIEW REPORT**



FILLING AND PACKING MATERIALS MANUFACTURING COMPANY
(A Saudi Joint Stock Company)

INDEX TO THE INTERIM FINANCIAL STATEMENTS
FOR THE THREE AND NINE MONTHS ENDED SEPTEMBER 30, 2012 AND LIMITED REVIEW
REPORT

	<u>Pages</u>
Limited Review Report	1
Balance Sheet	2
Statement of Income	3
Statement of Cash Flows	4
Notes to the Financial Statements	5 - 9



LIMITED REVIEW REPORT

To: **THE SHAREHOLDERS OF**
Filling and Packing Materials Manufacturing Company
(A Saudi Joint Stock Company)

We have reviewed the accompanying interim balance sheet of Filling and Packing Materials Manufacturing Company (A Saudi Joint Stock Company) ("the Company") as of September 30, 2012, the related interim statement of income for the three and nine month periods then ended, the related interim statement of cash flows for the nine months period ended September 30, 2012, and the notes relating thereto. These interim financial statements are the responsibility of the Company's management and have been prepared by them and presented to us together with all the information and explanations which we required.

We conducted our limited review in accordance with the Interim Financial Information Review Standard issued by the Saudi Organization for Certified Public Accountants. A limited review consists principally of applying analytical procedures to financial data and making inquiries of persons responsible for financial and accounting matters. It is substantially less in scope than an audit conducted in accordance with generally accepted auditing standards, the objective of which is the expression of an opinion regarding the financial statements taken as a whole. Accordingly, we do not express such an opinion.

Based on our limited review, we are not aware of any material modifications that should be made to the accompanying interim financial statements for them to be in conformity with generally accepted accounting principles in the Kingdom of Saudi Arabia.

For Dr. Mohamed Al-Amri & Co.




Gihad Al-Amri
Certified Public Accountant
Registration No. 362



October 13, 2012 (G)
Dhul Qa'adah 27, 1433 (H)

FILLING AND PACKING MATERIALS MANUFACTURING COMPANY
(A Saudi Joint Stock Company)
BALANCE SHEET (unaudited)

<u>ASSETS</u>	<u>Note</u>	<u>As of September 30,</u>	
		<u>2012</u>	<u>2011</u>
		<u>SR</u>	<u>SR</u>
Current assets			
Cash and cash equivalents		28,706,911	15,758,250
Investments - Murabaha		5,853,933	5,807,302
Accounts receivable	4	38,671,402	33,564,438
Inventories and work in progress	5	28,424,351	32,767,262
Prepayments and other receivables		8,164,287	11,290,198
Total current assets		109,820,884	99,187,450
Non-current assets			
Property, plant and equipment	6	82,768,390	75,335,290
Spare parts for plant and equipment		6,795,916	6,437,953
Projects in progress		4,026,700	9,203,631
Intangible assets		1,353,815	957,038
Total non-current assets		94,944,821	91,933,912
TOTAL ASSETS		204,765,705	191,121,362
<u>LIABILITIES AND SHAREHOLDERS' EQUITY</u>			
Current liabilities			
Current portion of long-term loan	7	3,500,000	2,400,000
Accounts payable		7,614,534	5,938,797
Accruals and other payables		8,322,602	12,922,098
Dividends unpaid	8	5,190,125	5,334,926
Provision for zakat		1,681,575	1,877,959
Total current liabilities		26,308,836	28,473,780
Non-current liabilities			
Long-term loan	7	16,228,000	13,008,000
Employees end of service benefits		5,497,049	4,410,909
Total non-current liabilities		21,725,049	17,418,909
Total liabilities		48,033,885	45,892,689
Shareholders' equity			
Share capital	1	115,000,000	115,000,000
Statutory reserve		7,687,929	4,142,600
Retained earnings		34,043,891	26,086,073
Total shareholders' equity		156,731,820	145,228,673
TOTAL LIABILITIES AND SHAREHOLDERS' EQUITY		204,765,705	191,121,362



The accompanying notes 1 through 9 form an integral part of these interim financial statements.

FILLING AND PACKING MATERIALS MANUFACTURING COMPANY
(A Saudi Joint Stock Company)
STATEMENT OF INCOME
For the three and nine months ended September 30, 2012 (Unaudited)

	For the three months ended September 30,		For the nine months ended September 30,	
	2012 <u>SR</u>	2011 <u>SR</u>	2012 <u>SR</u>	2011 <u>SR</u>
Net sales	51,688,898	48,580,469	159,069,684	146,574,091
Cost of sales	<u>(42,041,903)</u>	<u>(43,957,524)</u>	<u>(126,185,156)</u>	<u>(124,303,545)</u>
Gross profit	9,646,995	4,622,945	32,884,528	22,270,546
Selling and distribution expenses	(1,596,032)	(1,408,008)	(4,744,843)	(4,426,252)
General and administrative expenses	<u>(2,060,397)</u>	<u>(1,761,332)</u>	<u>(6,552,995)</u>	<u>(5,438,260)</u>
Operating income	5,990,566	1,453,605	21,586,690	12,406,034
Other income/(expenses)	71,020	(319,659)	306,976	459,997
Finance charges	<u>(205,977)</u>	<u>(173,238)</u>	<u>(493,831)</u>	<u>(395,886)</u>
Net income before zakat	5,855,609	960,708	21,399,835	12,470,145
Provision for zakat	<u>(570,000)</u>	<u>(540,000)</u>	<u>(1,670,000)</u>	<u>(1,620,000)</u>
Net income	<u>5,285,609</u>	<u>420,708</u>	<u>19,729,835</u>	<u>10,850,145</u>
Earnings (loss) per share in Saudi Riyals from:				
Continuing main operations	<u>0.52</u>	<u>0.13</u>	<u>1.88</u>	<u>1.08</u>
Continuing other operations	<u>(0.06)</u>	<u>(0.09)</u>	<u>(0.16)</u>	<u>(0.14)</u>
Earnings per share	<u>0.46</u>	<u>0.04</u>	<u>1.72</u>	<u>0.94</u>

The accompanying notes 1 through 9 form an integral part of these interim financial statements.

FILLING AND PACKING MATERIALS MANUFACTURING COMPANY

(A Saudi Joint Stock Company)

STATEMENT OF CASH FLOWS

For the nine months ended September 30, 2012 (Unaudited)

	For the nine months ended September 30,	
	2012	2011
	SR	SR
<u>CASH FLOWS FROM OPERATING ACTIVITIES:</u>		
Net income before zakat	21,399,835	12,470,145
<i>Adjustments to reconcile net income before zakat to net cash provided by operating activities:</i>		
Provision for doubtful debts	400,000	220,000
Provision for slow moving and defective inventories	690,000	-
Depreciation and amortization	5,766,375	5,314,709
Loss / (gain) on sale of property, plant and equipment	21,608	(109,914)
Investment income	(36,493)	-
Employees end of service benefits	970,378	875,235
(Increase) decrease in operating assets:		
Accounts receivable	(132,807)	(12,486,938)
Inventories and work in progress, & spare parts for plant & equipment	(3,660,334)	(10,695,343)
Prepayments and other receivables	2,699,776	(3,231,894)
Increase (decrease) in operating liabilities:		
Accounts payable	1,995,503	(354,570)
Accruals and other payables	88,264	5,080,848
Cash from/(used in) operations	30,202,105	(2,917,722)
Zakat paid	(2,296,328)	(2,187,081)
Net cash provided by/(used in) operating activities	27,905,777	(5,104,803)
<u>CASH FLOWS FROM INVESTING ACTIVITIES:</u>		
Proceeds from disposal of investments	-	23,391,782
Purchase of property, plant and equipment, & projects in progress	(6,129,122)	(3,947,891)
Proceeds from sale of property, plant and equipment	8,393	110,178
Net cash (used in)/provided by investing activities	(6,120,729)	19,554,069
<u>CASH FLOWS FROM FINANCING ACTIVITIES:</u>		
Net repayment of loans	(2,400,000)	(511,000)
Payments to the Board of Directors	(1,550,000)	(1,350,000)
Dividends paid	(11,643,041)	(11,525,495)
Net cash used in financing activities	(15,593,041)	(13,386,495)
Net increase in cash and cash equivalents	6,192,007	1,062,771
Cash and cash equivalents at the beginning of the period	22,514,904	14,695,479
Cash and cash equivalents at the end of the period	28,706,911	15,758,250

The accompanying notes 1 through 9 form an integral part of these interim financial statements.

FILLING AND PACKING MATERIALS MANUFACTURING COMPANY
(A Saudi Joint Stock Company)

NOTES TO THE INTERIM FINANCIAL STATEMENTS
For the nine months ended September 30, 2012 (Unaudited)

1. ORGANIZATION AND ACTIVITIES

Filling and Packing Materials Manufacturing Company ("the Company") is a Saudi Joint Stock Company, registered in Riyadh on Dhul Hijjah 4, 1411 under Commercial Registration number 1010084155. The Company was formed in accordance with Ministerial Resolution No. 851 dated Shawal 17, 1411 and No. 935 dated Dhul Qa'adah 29, 1411. The Company's factory operates as per Ministerial License No. 585 dated Dhul Qa'adah 13, 1410, as amended by Ministerial Resolution No. 955 dated Dhul Qa'adah 6, 1414.

The Company is engaged in the production of polypropylene bags with coated and uncoated low-density polyethylene for heavy-duty purposes, and filling and packing materials used for local industrial and agricultural products, and marketing them inside and outside the Kingdom of Saudi Arabia.

The share capital of the Company is SR 115,000,000, divided into 11,500,000 shares of SR 10 each.

The financial year of the Company commences on 1 January of each year and ends on 31 December of the same year.

2. SUMMARY OF SIGNIFICANT ACCOUNTING POLICIES

The accompanying interim financial statements have been prepared under the historical cost convention on the accruals basis of accounting in accordance with generally accepted accounting principles applicable in the Kingdom of Saudi Arabia. The accounting policies used in the preparation of these interim financial statements are consistent with those used in the preparation of the annual financial statements. Significant accounting policies are summarized below:

Accounting Estimates

The preparation of interim financial statements in accordance with generally accepted accounting principles requires the use of estimates and judgments which might affect the valuation of recorded assets, liabilities and the disclosure of contingencies in the notes to the financial statements at the balance sheet date. Although these estimates are based on the best information and events available to management at the date of issuing the financial statements, the actual end results may differ from those estimates.

The estimates and underlying assumptions are reviewed on an ongoing basis. Revisions to accounting estimates are recognized in the year in which the estimate is revised if the revision affects only that year or in the year of revision and future years if the revision affects both current and future years. The significant areas of estimation uncertainty and critical adjustments in applying accounting policies that have the most significant effect on the amounts recognized in the financial statements are as follows:

- estimated useful economic lives and residual values of property, plant and equipment
- provisions

Cash and Cash Equivalents

Cash and cash equivalents include cash on hand, balances and deposits with banks, and all highly liquid investments with maturity of 3 months or less from their acquisition date.



FILLING AND PACKING MATERIALS MANUFACTURING COMPANY
(A Saudi Joint Stock Company)

NOTES TO THE INTERIM FINANCIAL STATEMENTS
For the nine months ended September 30, 2012 (Unaudited)

Accounts Receivable

Accounts receivable is stated net of provisions. Provision is made for accounts receivable where recovery is considered doubtful by the management.

Inventories and Work in Progress

Inventories are stated at the lower of cost or net realizable value. Cost is determined on the weighted average cost basis. Net realizable value is selling price less costs to sell. Cost of finished goods and work in process includes cost of materials, labor and an appropriate proportion of indirect overheads. Cost of finished goods also includes goods purchased for resale.

Slow-moving and obsolete inventories are provided for based on management assessment.

Strategic spare parts for plant and equipment are recognized as noncurrent assets when purchased and are expensed when used.

Property, Plant and Equipment

Property, plant and equipment are stated at cost less accumulated depreciation. Assets sold or otherwise disposed of and the related accumulated depreciation are removed from the accounts at the time of disposal and the related gain or loss is recognized in the statement of income. Expenditure on maintenance and repairs is expensed, while expenditure for betterment is capitalized. Leasehold improvements are amortized over the shorter of the estimated useful life or the remaining term of the lease. The plastic cement bags line is depreciated using the units of production method. Depreciation of other property, plant and equipment is provided over the estimated useful lives of the applicable assets using the straight line method. The depreciation rates are as follows:

	%
Buildings	3.33
Plant and equipment	8.5
Motor vehicles	25
Furniture, fixtures and office equipment	10 - 25

Impairment of Non-Current Assets

At each balance sheet date, management assess whether indication of impairment exist. If any such indication exists, the recoverable amount of the assets is estimated in order to determine the extent of the impairment loss. Where it is not possible to estimate the recoverable amount of an individual asset, the Company estimates the recoverable amount of the cash generating unit to which the asset belongs. If the recoverable amount of an asset or cash-generating unit is estimated to be less than its carrying amount, the carrying amount of the asset or cash-generating unit is reduced to its recoverable amount. Impairment loss is recognized as an expense in the statement of income immediately.

Where an impairment loss subsequently reverses, the carrying amount of the asset or cash-generating unit is increased to the revised estimate of its recoverable amount, but the increased carrying amount does not exceed the carrying amount that would have been determined, had no impairment loss been recognized for the asset or cash-generating unit in prior years. A reversal of an impairment loss is recognized as income immediately in the statement of income.



FILLING AND PACKING MATERIALS MANUFACTURING COMPANY
(A Saudi Joint Stock Company)

NOTES TO THE INTERIM FINANCIAL STATEMENTS
For the nine months ended September 30, 2012 (Unaudited)

Borrowings

Borrowings are initially recognized based on gross proceeds received. In subsequent periods, borrowings are stated at amortized cost using the effective yield method; any difference between proceeds and the redemption value is recognized in the statement of income over the period of borrowings.

Borrowings costs incurred to finance the construction of property, plant and equipment are capitalized as part of the cost of the asset during the period of the time that is required to complete and prepare the asset for its intended use. Commission relating to borrowings which is not capitalized is reported within finance charges in the statement of income.

Borrowings are classified as current liabilities unless the Company has an unconditional right to defer settlement of the liability for at least 12 months after the balance sheet date.

Employees End of Service Benefits

Employees end of service benefits, required by Saudi Arabian Labor Law, are provided in the financial statements based on the employees' length of service.

Zakat

Zakat is accrued for in accordance with the regulations of the Department of Zakat and Income Tax in the Kingdom of Saudi Arabia. Adjustments arising from final zakat assessments, if any, are recorded in the year in which such assessments are made.

Statutory Reserve

In accordance with the Regulations for Companies in the Kingdom of Saudi Arabia and the Company's Articles of Association, the Company has established a statutory reserve by the appropriation of 10% of annual net income, which appropriation continues until the reserve equals 50% of the share capital. This reserve cannot be distributed as dividends.

Revenue Recognition

Sales are recognized upon delivery of goods to customers and issuance of the invoice.

Expenses

Selling and distribution expenses include salaries and related costs of the selling and distribution department and all transportation related costs.


General and administrative expenses include all costs not included as cost of sales or selling and distribution.

Foreign Currency

The Company maintains its accounts in Saudi Riyals. Transactions denominated in foreign currencies are translated into Saudi Riyals at rates prevailing at the dates of such transactions. Monetary assets and liabilities recorded in foreign currencies are translated into Saudi Riyals at rates prevailing on the balance sheet date. Exchange gains or losses are taken to the statement of income.

Earnings Per Share

Earnings per share is calculated using the weighted average number of shares outstanding during the period. The Company's share capital consists of common shares only.



FILLING AND PACKING MATERIALS MANUFACTURING COMPANY

(A Saudi Joint Stock Company)

NOTES TO THE INTERIM FINANCIAL STATEMENTS

For the nine months ended September 30, 2012 (Unaudited)

3. ADJUSTMENTS FOR THE PERIOD

All necessary adjustments have been made in the interim financial statements to present fairly the financial position and results of operations of the Company. The results of operations for the interim period may not be an accurate indication of the actual results for the full year.

	As of September 30,	
	2012	2011
	SR	SR
4. <u>ACCOUNTS RECEIVABLE</u>		
Trade balances	40,796,903	35,289,939
Provision for doubtful debts	(2,125,501)	(1,725,501)
	<u>38,671,402</u>	<u>33,564,438</u>
5. <u>INVENTORIES AND WORK IN PROGRESS</u>		
Raw materials	10,032,968	8,321,783
Work in progress	9,584,920	11,057,343
Finished goods	4,701,626	11,316,924
Other inventories	4,994,837	2,271,212
	<u>29,314,351</u>	<u>32,967,262</u>
Provision for slow moving/defective inventories	(890,000)	(200,000)
	<u>28,424,351</u>	<u>32,767,262</u>
6. <u>PROPERTY, PLANT AND EQUIPMENT</u>		
Buildings	16,501,707	17,383,772
Plant and equipment	65,254,916	56,618,232
Motor vehicles	268,483	583,960
Furniture, fixtures and office equipment	743,284	749,326
	<u>82,768,390</u>	<u>75,335,290</u>
7. <u>LOAN</u>		
Balance brought forward	22,128,000	15,919,000
Draw-downs	-	339,000
Repayments made	(2,400,000)	(850,000)
Total loan outstanding	<u>19,728,000</u>	<u>15,408,000</u>
Current portion	<u>(3,500,000)</u>	<u>(2,400,000)</u>
Long term portion	<u>16,228,000</u>	<u>13,008,000</u>



FILLING AND PACKING MATERIALS MANUFACTURING COMPANY

(A Saudi Joint Stock Company)

NOTES TO THE INTERIM FINANCIAL STATEMENTS

For the nine months ended September 30, 2012 (Unaudited)

8. DIVIDENDS AND APPROPRIATIONS

During the nine months ended September 30, 2012, the Company paid dividends totaling SR 11.5 million in respect of the year 2011 (2011: SR 11.5 million in respect of the year 2010).

During the nine months ended September 30, 2012 the Company paid fees to the Board of Directors totaling SR 1,550,000 in respect of the year 2011 (2011: SR 1,350,000 in respect of the year 2010).

The Company has unpaid dividends totaling SR 5,190,125 in respect of dividends declared between 2003 and 2007 for which the shareholders have not been located and payment not made. During the nine months ended September 30, 2012, payments in respect of outstanding dividends totaled SR 143,041 (2011: SR 25,495).

9. COMPARATIVE FIGURES

Certain comparatives have been reclassified to conform with the current period presentation.






Jeddah Office
P.O. Box 784, Jeddah 21421
www.alamri.com
info@alamri.com
Tel.: +966 2 639 4477
Fax: +966 2 639 4058

Riyadh Office
P.O. Box 8736, Riyadh 11492
www.alamri.com
info@alamri.com
Tel.: +966 1 278 0608
Fax: +966 1 278 2883

Dammam Office
P.O. Box 2590, Dammam 31461
www.alamri.com
info@alamri.com
Tel.: +966 3 834 4311
Fax: +966 3 833 8553

BDO International member firm, Dr. Mohamed Al-Amri & Co., offers a full range of high quality professional services to its clients. In addition to assurance, accounting, zakat and taxation services the firm's advisory team work closely with clients to assist them in improving productivity. Our experts in risk management, IT, HR, management and financial consulting will help you in achieving your goal.



BDO International is a world wide network of public accounting firms, called BDO Member Firms. Each BDO Member Firm is an independent legal entity in its own country. The network is coordinated by BDO Global Coordination B. V., Incorporated in the Netherlands with its statutory seat in Eindhoven (trade registration number 33205251) and with an office at Boulevard de la Woluwe 60, 1200 Brussels, Belgium, where the International Executive Office is located.

Dr. Mohamed Al-Amri & Co. is the Saudi Member Firm of BDO.

BDO is the brand name for the BDO International network and for each of the BDO Member Firms.