

Al Bilad Capital

Kuwaiti Equity Fund (Alseef)

Fund report H1- 2016

Price	0.3492	YTD	-11.79%	NAV	1,702,336.18
-------	--------	-----	---------	-----	--------------

Investment Strategy

The fund seeks to achieve its objective of growing the value of invested capital in the long term through investment in shares of high potential Shariah-compliant companies that are compatible with Kuwaiti Islamic Shares

Fund Objective

The Fund aims to achieve capital growth through long-term investment in the shares of Kuwaiti companies compatible with the Kuwaiti Islamic equity index

Asset Class:	Open
Inception Date:	1-1-2006
Fund Manager:	Al Bilad Capital
Fund Classification:	Growth
Fund Benchmark	Kuwaiti Islamic shares Performance
Fund Category:	Equity
Fund Currency:	Dinar -K
Price Since Inception:	1

Statistics Analysis

S I	Y 5	Y 3	Y 1	Performance
-9.99%	-8.27%	-11.02%	-22.21%	Fund Annual Return
0.24%	0.06%	0.05%	0.03%	Fund Standard Deviation
-0.27%	-0.14%	-0.12%	-0.14%	Fund Average Return

Cumulative Performance	Fund Average	Fund Cumulative	Fund Cumulative
H1—2016	-0.034%	-11.79%	0.02%

Min. Subscription	800.00	Min. Redemption	200.00
Subscription Fee	3.00%	Redemption Fee	-
Management Fee	1.75%	Performance Fee	-
Management Fee Type	Per annum	Custodian Fee	-

Comment

Kuwaiti Equity Fund (Alseef) , achieved accumulated return of -11.79% through H1 of the current year March 2016

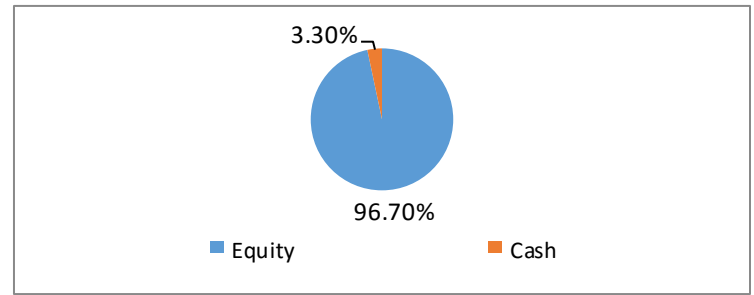
The Fund investing in invested capital in the long term through investment in shares of high potential Shariah-compliant companies achieved Average Return during H1 of -0.03%

While the Standard Deviation of the fund increase to 0.02% compared to 0.02% during the H2 - 2015. Which indicates the increase of the risk level.

Sector Breakdown

Country	Country Allocation
Equity	96.70%
Cash	3.30%

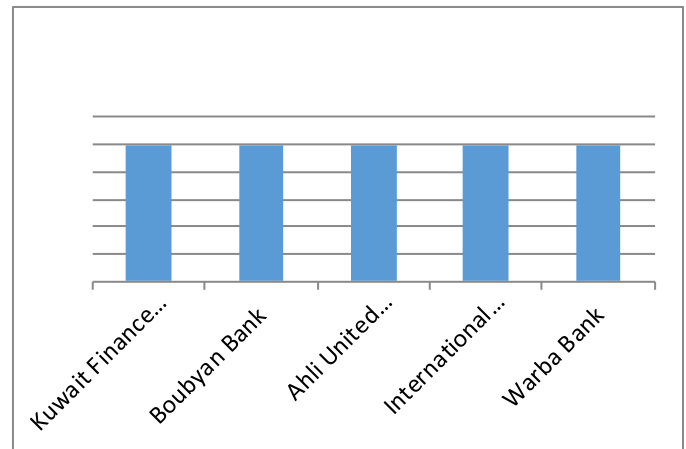
Sector Breakdown



Top investment

Company	Percentage
Kuwait Finance House	
Boubyan Bank	
Ahli United Bank/Kuwait (AlMutahed)	
International Bank of Kuwait	
Warba Bank	

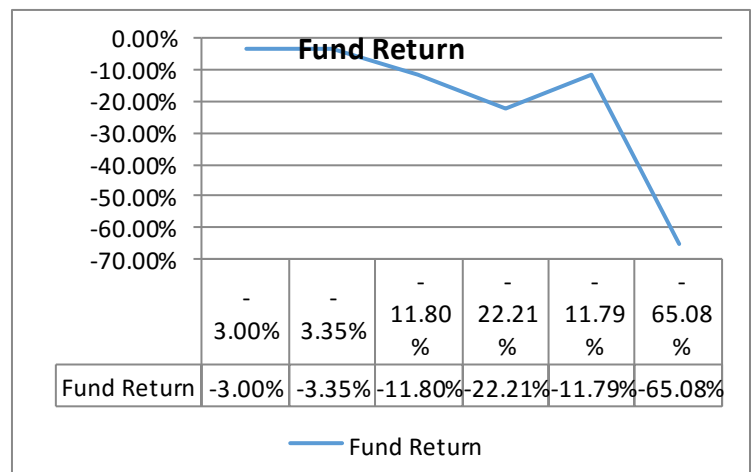
Top investment



Fund Return

Period	Fund Return
IM	-3.00%
3M	-3.35%
6M	-11.80%
1Y	-22.21%
YTD	-11.79%
YSI	-65.08%

Fund Return



Assets & Liabilities

	Jun-15	Dec-15
Total Assets	2,208,842	1,948,914
Total Liabilities	8,301	19,863
Total Equity	2,200,541	1,929,051
Net Income	(37,832)	(305,865)

Performance

The Fund's YTD reached -11.79% on 30-06-2016 compared to YTD -12.63% on 31-12-2015 which indicates an increase in H1 by 0.84%

The Risk Level in this fund is high

Price Fluctuations

