

The Investor for Securities

The Investor Al-Hurr Saudi Equ

Fund Report Q1 - Mar 2017

Price	7.0804	YTD	73.89 %	NAV	33,881.00
-------	--------	-----	---------	-----	-----------

Investment Strategy

The fund invests in Shariah-compliant companies listed on the Saudi stock market. It pursues an active investment strategy, thereby seeking to build concentrations into the best performing stocks in terms of growth and other long-term financial indicators

Fund Objective

The fund aims to achieve long-term capital growth by investing in Shariah-compliant Saudi-listed shares

Asset Class: Open

Inception Date: 6-6-2009

Fund Manager: The Investor for Securities

Fund Classification: Growth

Fund Benchmark Falcom Shariah Index

Fund Category: Equity

Fund Currency: Riyal

Price Since Inception: 10

Fund SubCategory : Shariah compliant

Geographic Focus : Saudi Arabia

RISK CATEGORY : High

Statistics Analysis

Annualized Performance	1 Y	3 Y	5 Y	S I
Return	-50.95%	-28.02%	-11.59%	-4.22%
Standard Deviation	43.99%	59.58%	46.96%	38.46%
Average Return	-0.50%	-0.10%	-0.03%	0.02%

Min. Subscription	10,000.00	Min. Redemption	2,000.00
Subscription Fee	2.00%	Redemption Fee	-
Management Fee	1.75%	Performance Fee	-
Management Fee Type	Per annum	Custodian Fee	0.15%

Comment

The Investor Al-Hurr Saudi Equ , achieved accumulated return of 73.89% at the end of Q1 - 2017 .

The Fund that invests in Shariah-compliant companies listed on the Saudi stock market , has achieved Average Return during the Q1 - 2017 of - 0.11%

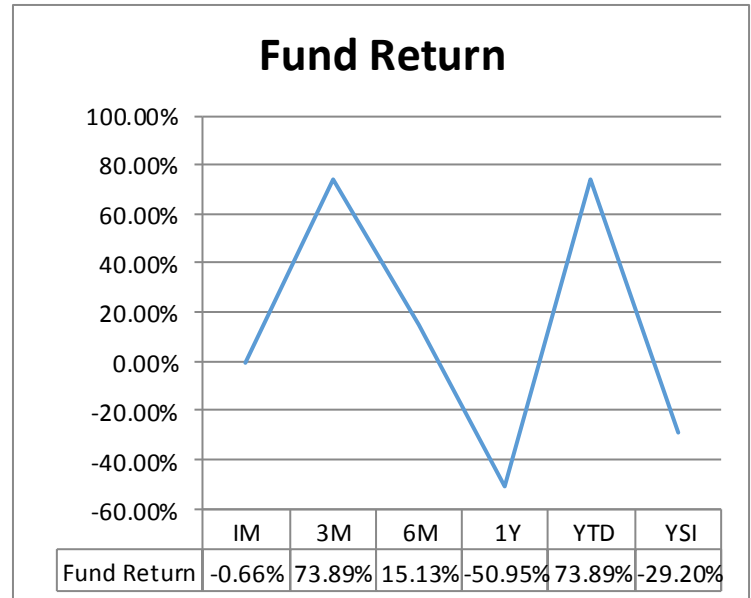
The fund's Standard Deviation reached 4.95% compared to 35.19% at the Annual return - 2016 which indicates a decrease in the risk level.

Cumulative Performance	1 Y	3 Y	5 Y	S I
End of Mar-2017	-50.95%	-62.70%	-45.99%	-29.20%

Fund Return

Period	Fund Return
IM	-0.66%
3M	73.89%
6M	15.13%
1Y	-50.95%
YTD	73.89%
YSI	-29.20%

Fund Return



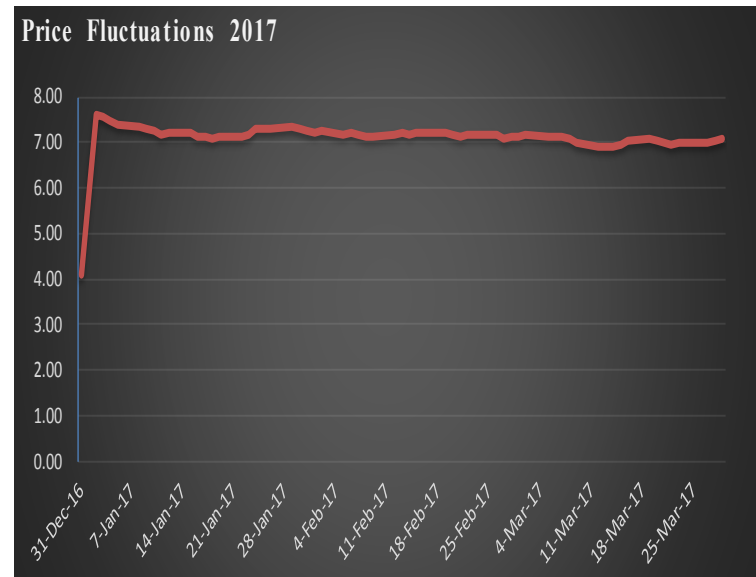
Performance

The Fund's YTD reached 73.89% on 31-03-2017 compared to YTD -73.45% on 31-12-2016 which indicates increase in Q1 - 2017 return by 147.34%

Assets & Liabilities

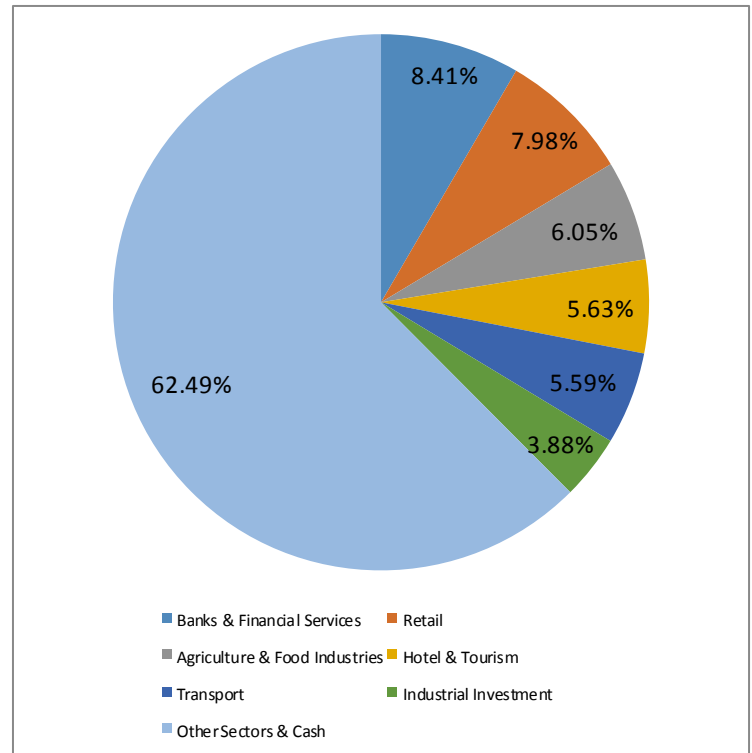
	Dec-15	Dec-16
Total Assets	669,983	93,627
Total Liabilities	83,125	74,111
Total Equity	586,858	19,516
Net Income	(378,056)	155,563

Price Fluctuations



Sector Allocation as of 31-Dec-2016

Sector	Sector Allocation as of
Banks & Financial Services	8.41%
Retail	7.98%
Agriculture & Food Industries	6.05%
Hotel & Tourism	5.63%
Transport	5.59%
Industrial Investment	3.88%
Other Sectors & Cash	62.49%



Top Holdings as of 31-Dec-2016

Company	Percentage
Al RAJHI	5.08%
Bahri	3.86%
JARIR	3.59%
Alinma	3.33%
AlTayyar	3.04%

