

HSBC SAUDI ARABIA LIMITED

HSBC Saudi Construction and Cement Companies Equity Fund | Argaam Annual Fund Report - Dec 2016

Price	6.2600	YTD	(3.54)%	NAV	20,114,164.00
--------------	---------------	------------	----------------	------------	----------------------

Investment Strategy

The fund will follow a balanced investment strategy by investing in portfolio of selected Saudi construction and cement equities in companies listed on the Saudi Equity Market

Fund Objective

The fund aims to achieve capital growth, over the medium to long term, by investing in a portfolio of selected Saudi construction and cement equities in companies listed on the Saudi Equity Market

Asset Class: Open

Inception Date: 24-5-2008

Fund Manager: HSBC SAUDI ARABIA LIMITED

Fund Classification: Income & Growth

Fund Benchmark HSBC Saudi Construction and Cement Equity Index

Fund Category: Equity

Fund Currency: Riyal

Price Since Inception: 10

Fund SubCategory : Shariah compliant

Geographic Focus : Saudi Arabia

Statistics Analysis

S I	5 Y	3 Y	1 Y	Performance
-5.69%	-0.81%	-11.38%	-3.54%	Fund Annual Return
1.88%	1.85%	1.88%	0.57%	Fund Standard Deviation
-0.03%	0.02%	-0.05%	0.00%	Fund Average Return

Min. Subscription	5,000.00	Min. Redemption	2,500.00
Subscription Fee	2.00%	Redemption Fee	-
Management Fee	1.70%	Performance Fee	-
Management Fee Type	Per annum	Custodian Fee	-

Comment

HSBC Saudi Construction and Cement Companies Equity Fund , achieved accumulated return of -3.54% at the end of year 2016

The Fund that invests in portfolio of selected Saudi construction and cement equities in companies listed on the Saudi Equity Market , has achieved Average Return during the Annual Report of 0%

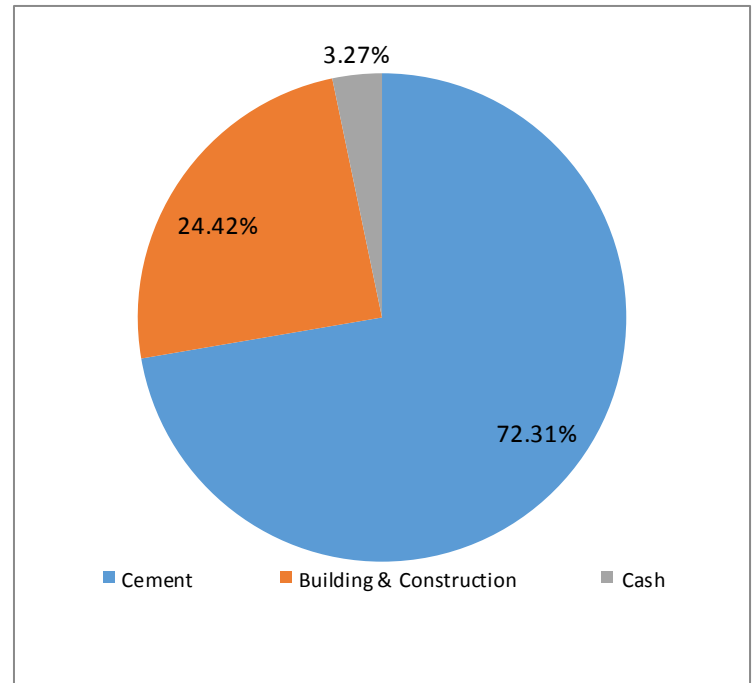
The fund's Standard Deviation reached 0.57% compared to 1.35% at the Annual return - 2015. which indicates a decrease in the risk level.

Cumulative Performance	Fund Average Return	Fund Cumulative return	Fund Cumulative Standard deviation
End of Dec-2016	0.00%	-3.54%	0.57%

Sector Allocation

Sector	Sector Allocation
Cement	72.31%
Building & Construction	24.42%
Cash	3.27%

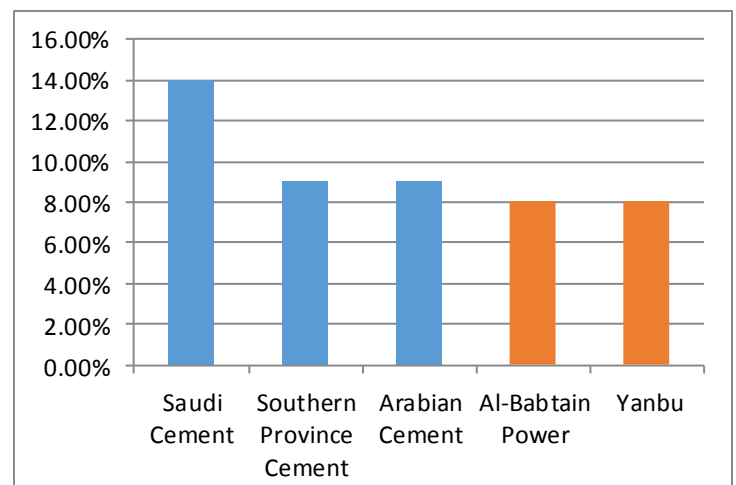
Sector Allocation



Top Holdings

Company	Percentage
Saudi Cement Co.	14.00%
Southern Province Cement Co	9.00%
Arabian Cement Co.	9.00%
Al-Babtain Power & Tel Co	8.00%
Yanbu Cement Co.	8.00%

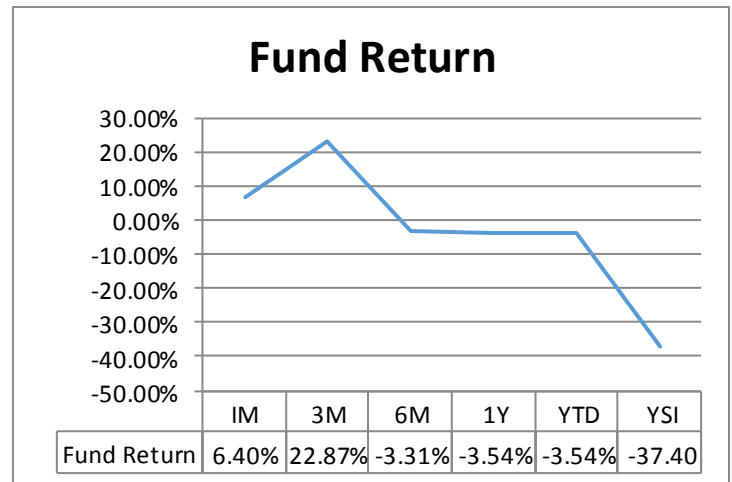
Top Holdings



Fund Return

Period	Fund Return
IM	6.40%
3M	22.87%
6M	-3.31%
1Y	-3.54%
YTD	-3.54%
YSI	-37.40%

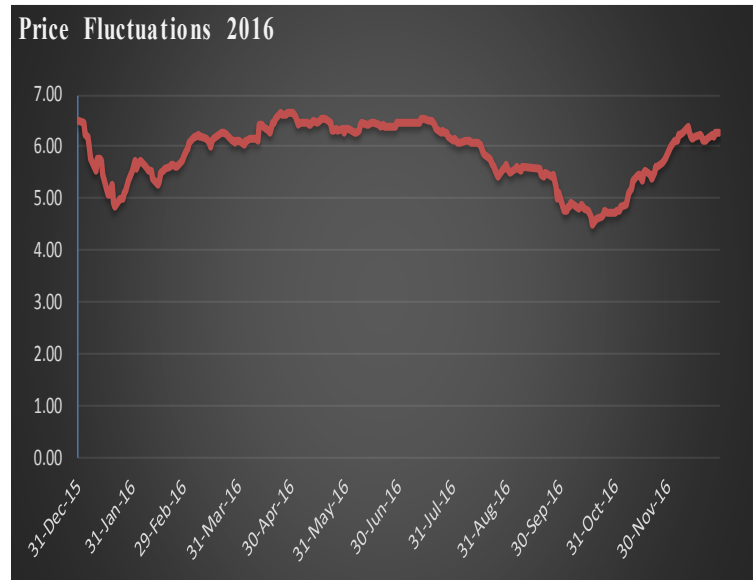
Fund Return



Assets & Liabilities (Compared to 6 months)

	Dec-15	Jun-16
Total Assets	23,350,693	21,166,198
Total Liabilities	2,182	2,934
Total Equity	23,348,511	21,163,264
Net Income	(10,302,770)	(330,726)

Price Fluctuations



Performance

The Fund's YTD reached -3.54% on 31-12-2016 compared to YTD -30.42% on 31-12-2015 which indicates increase in Annual return - 2016 by 26.88%

The Risk Level in this fund is High