

## Saudi Kuwaiti Finance House

### Baitk IPO Fund

Fund Report Q1 - Mar 2017

Price	7.0314	YTD	(6.50)%	NAV	57,906,397.00
-------	--------	-----	---------	-----	---------------

#### Investment Strategy

The fund invests mainly in initial public offerings (IPOs) and priority rights issues on the Saudi stock market. It may also invest in newly listed companies on the Saudi market during the first five years of listing

#### Fund Objective

The fund seeks long-term capital growth by investing in Shariah-compliant Saudi IPOs, rights issues and newly listed stocks during the first five years of listing

**Asset Class:** Open

**Inception Date:** 15-6-2014

**Fund Manager:** Saudi Kuwaiti Finance House

**Fund Classification:** Growth

**Fund Benchmark** SKFH S&P IPO INDEX

**Fund Category:** Equity

**Fund Currency:** Riyal

**Price Since Inception:** 10

**Fund SubCategory :** Shariah compliant

**Geographic Focus :** Saudi Arabia

**RISK CATEGORY :** High

#### Statistics Analysis

Annualized Performance	1 Y	3 Y	5 Y	S I
Return	-8.66%			-11.08%
Standard Deviation	20.56%			26.44%
Average Return	-0.07%			-0.09%

Min. Subscription	10,000.00	Min. Redemption	10,000.00
Subscription Fee	2.00%	Redemption Fee	-
Management Fee	1.75%	Performance Fee	-
Management Fee Type	Per annum	Custodian Fee	0.20%

#### Comment

Baitk IPO Fund , achieved accumulated return of -6.5% at the end of Q1 - 2017 .

The Fund that invests mainly in initial public offerings (IPOs) and priority rights issues on the Saudi stock market , has achieved Average Return during the Q1 - 2017 of -0.22%

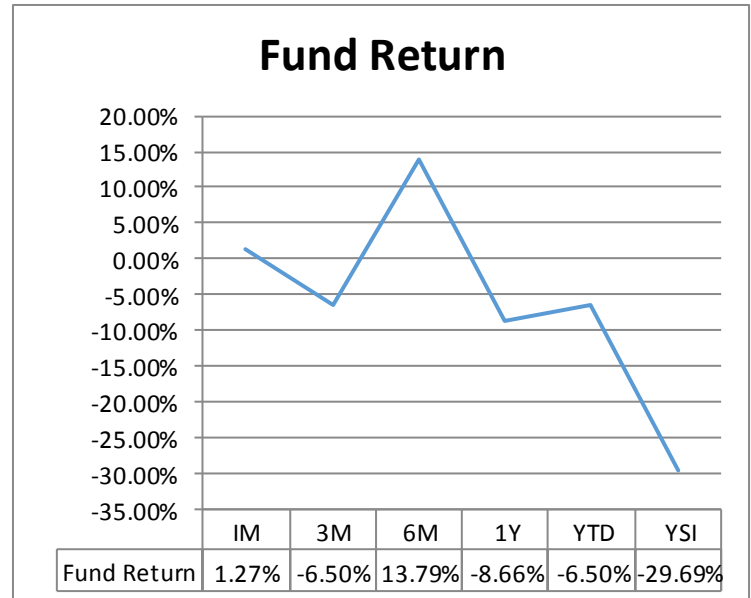
The fund's Standard Deviation reached 6.18% compared to 11.31% at the Q4 - 2016 which indicates a decrease in the risk level.

Cumulative Performance	1 Y	3 Y	5 Y	S I
End of Mar-2017	-8.66%			-29.69%

## Fund Return

Period	Fund Return
IM	1.27%
3M	-6.50%
6M	13.79%
1Y	-8.66%
YTD	-6.50%
YSI	-29.69%

## Fund Return



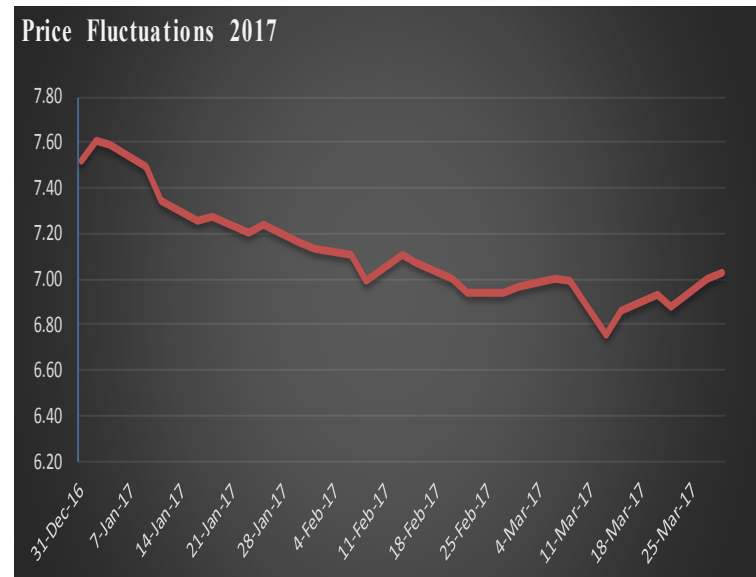
## Performance

The Fund's YTD reached -6.5% on 31-03-2017 compared to YTD -17.49% on 31-12-2016 which indicates increase in Q1 - 2017 return by 10.99%

## Assets & Liabilities

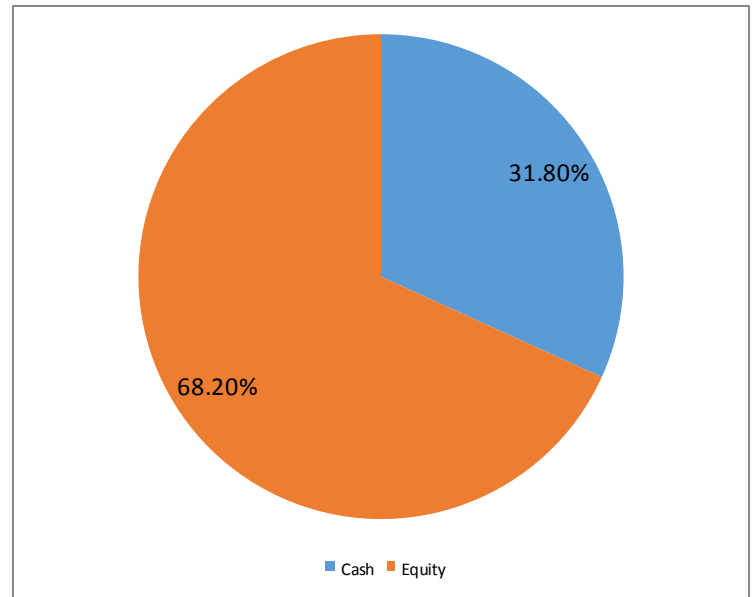
	Dec-15	Dec-16
Total Assets	207,565,861	65,417,327
Total Liabilities	1,299,713	732,048
Total Equity	206,266,148	64,685,279
Net Income	(23,447,017)	(40,147,009)

## Price Fluctuations



**Asset Allocation as of 31-Mar-2017**

Sector	Asset Allocation as of
Cash	31.80%
Equity	68.20%



**Top Holdings as of 31-Mar-2017**

Company	Percentage
AlTayyar Travel Group	
Middle East Health Care Company	
Saudi Airlines Catering	