

# 2015 in numbers

## Crude oil and condensate reserves


(billions of barrels)



## Gas reserves


(associated and nonassociated)

(trillions of scf)



## Crude oil production

(annual/billions of barrels)




(daily/millions of barrels)

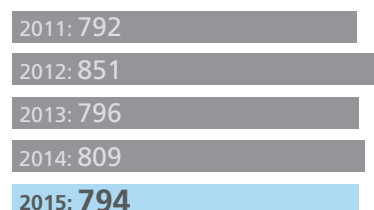


## Sales gas and ethane produced

Sales Gas (millions of scfd)




Ethane (millions of scfd)




## Raw gas processed

(billions of scfd)



## NGL from hydrocarbon gases

(millions of barrels)



scf = standard cubic feet

scfd = standard cubic feet per day

NGL = natural gas liquids

## Crude oil and refined products: production and exports *(millions of barrels)*

	2014	2015
Crude oil production, excluding condensate blended	3,480	3,708
Crude oil exports	2,544	2,603
Refined products production	566*	641
Refined products exports	168	232

## NGL — production from hydrocarbon gases *(millions of barrels)*

	2014	2015
Propane	181.0	181.3
Butane	119.8	119.5
Condensate	83.5	83.1
Natural gasoline	86.9	90.5
<b>Total NGL production</b>	<b>471.3</b>	<b>474.4</b>

## NGL — produced for sale *(millions of barrels)*

	2014	2015
Propane	167.5	165.5
Butane	97.8	96.9
Condensate	1.8	1.3
Natural gasoline	62.9	67.5
<b>Total NGL sales</b>	<b>329.9</b>	<b>331.2</b>

## Sulfur recovery

*(millions of metric tons)*

<b>2015</b>	<b>4.9</b>
2014	4.4

## Sulfur exports

*(millions of metric tons)*

<b>2015</b>	<b>3.8</b>
2014	3.6*

\*Due to further data reconciliation, these figures have been revised.

## Refining capacity *(thousands of bpd)*

FACILITY	Total Capacity	Saudi Aramco or Affiliate Ownership	Saudi Aramco Share of Capacity
Ras Tanura	550	100%	550
Riyadh	126	100%	126
Jiddah	78	100%	78
Yanbu'	245	100%	245
Petro Rabigh	400	37.5%	150
SAMREF — Yanbu'	400	50%	200
YASREF — Yanbu'	400	62.5%	250
SASREF — Jubail	300	50%	150
SATORP — Jubail	400	62.5%	250
<b>Total domestic</b>	<b>2,899</b>		<b>1,999</b>
Motiva — USA	1,070	50%	535
S-OIL — South Korea	669	63.4%	424
Showa Shell — Japan	445	14.96%	66.65
FREP — China	280	25%	70
<b>Total</b>	<b>5,363</b>		<b>3,094.65</b>

## Chemicals production capacity *(kilotons per annum)*

PRODUCT GROUPINGS	In-Kingdom	Out-of- Kingdom	Total Capacity	Saudi Aramco Share*
Ethylene	1,300	1,100	2,400	763
Propylene	1,100	1,823	2,923	1,162
Paraxylene (Including Xylenes)	700	3,551	4,251	2,081
Benzene	600	1,268	1,868	912
Polyolefins	1,614	1,503	3,117	981
Others	1,316	1,775	3,091	1,117
<b>Total</b>	<b>6,630</b>	<b>11,020</b>	<b>17,650</b>	<b>7,016</b>

\*Saudi Aramco's share of capacity is based on the percentage allocation of the capacity volumes based on the ownership structure in the respective entities. Saudi Aramco's share of Sadara is not included. Sadara was commissioned on December 5, 2015, but did not produce commercial volumes of chemicals by year-end.

Principal products manufactured at in-Kingdom refineries *(millions of barrels)*

2015	LPG	Naphtha	Gasoline	Jet Fuel/ Kerosene	Diesel	Fuel Oil	Asphalt & Misc.	Total
Ras Tanura	5.487	19.227	42.304	8.495	71.828	34.385	8.029	189.755
Yanbu'	3.461	3.8	10.485	(0.457)	34.037	35.110	—	86.436
Riyadh	2.11	—	11.379	3.95	21.249	0.026	7.184	45.898
Jiddah	0.714	2.54	3.738	(0.047)	2.922	7.790	6.383	24.040
<b>Total domestic</b>	<b>11.772</b>	<b>25.567</b>	<b>67.906</b>	<b>11.941</b>	<b>130.036</b>	<b>77.311</b>	<b>21.596</b>	<b>346.129</b>

Saudi Aramco Share *(millions of barrels)*

2015	LPG	Naphtha	Gasoline	Jet Fuel/ Kerosene	Diesel	Fuel Oil	Asphalt & Misc.	Total
SAMREF	(0.571)	—	23.766	9.882	21.147	14.310	—	68.534
SASREF	1.269	10.540	2.255	8.963	14.112	12.678	—	49.817
Petro Rabigh	0.969	6.181	4.566	4.204	9.051	11.565	—	36.536
SATORP	0.629	3.525	15.639	10.070	43.732	0.643	12.079	86.317
YASREF	—	—	14.222	—	35.505	—	4.684	54.411
<b>Total share</b>	<b>2.296</b>	<b>20.246</b>	<b>60.448</b>	<b>33.119</b>	<b>123.547</b>	<b>39.196</b>	<b>16.763</b>	<b>295.615</b>
<b>Grand total</b>	<b>14.068</b>	<b>45.813</b>	<b>128.354</b>	<b>45.060</b>	<b>253.583</b>	<b>116.507</b>	<b>38.359</b>	<b>641.744</b>

Negative figures primarily indicate products that were reprocessed into other refined products.

Principal products manufactured at in-Kingdom refineries *(millions of barrels)*

2014	LPG	Naphtha	Gasoline	Jet Fuel/ Kerosene	Diesel	Fuel Oil	Asphalt & Misc.	Total
Ras Tanura	4.993	14.967	43.884	7.753	76.135	32.486	7.155	187.373
Yanbu'	2.374	3.246	11.537	(0.354)	29.343	30.873	—	77.018
Riyadh	1.784	—	10.926	2.682	19.213	0.032	6.521	41.157
Jiddah	0.940	2.892	3.983	(0.039)	2.398	9.217	6.388	25.780
<b>Total domestic</b>	<b>10.091</b>	<b>21.105</b>	<b>70.329</b>	<b>10.042</b>	<b>127.089</b>	<b>72.608</b>	<b>20.064</b>	<b>331.328</b>

Saudi Aramco Share *(millions of barrels)*

2014	LPG	Naphtha	Gasoline	Jet Fuel/ Kerosene	Diesel	Fuel Oil	Asphalt & Misc.	Total
SAMREF	(1.091)	—	25.027	11.109	18.782	14.380	—	68.207
SASREF	1.330	11.693	2.216	9.411	14.221	13.280	—	52.151
Petro Rabigh	1.319	7.303	6.868	4.894	11.709	13.414	—	45.507
SATORP	1.303	3.941	11.130	8.238	31.576	7.485	—	69.027*
<b>Total share</b>	<b>2.861</b>	<b>22.937</b>	<b>45.241</b>	<b>33.652</b>	<b>76.288</b>	<b>48.559</b>	<b>—</b>	<b>234.892*</b>
<b>Grand total</b>	<b>12.952</b>	<b>44.042</b>	<b>115.570</b>	<b>43.694</b>	<b>203.377</b>	<b>121.167</b>	<b>20.064</b>	<b>566.220*</b>

Negative figures primarily indicate products that were reprocessed into other refined products.

\*Due to further data reconciliation, these figures have been revised.

## Domestic product sales by region *(millions of barrels)*

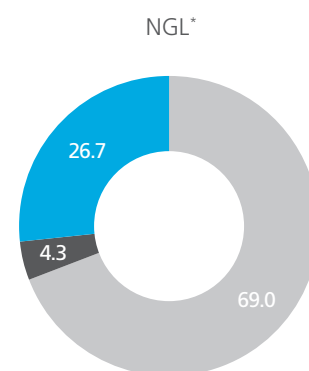
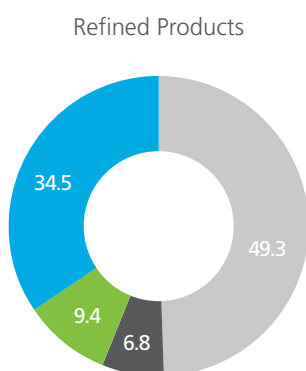
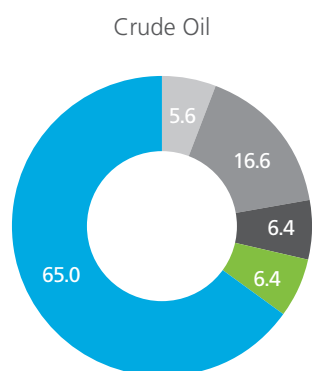
2015	Central	Eastern	Western	Total
LPG	2.095	7.513	5.806	15.414
Gasoline	71.873	41.014	93.511	206.398
Jet Fuel/ Kerosene	9.632	3.011	18.723	31.366
Diesel	81.248	64.540	130.756	276.544
Fuel Oil	0.32	2.273	132.879	135.472
Asphalt & Misc.	7.59	12.401	11.126	31.117
<b>Total</b>	<b>172.759</b>	<b>130.753</b>	<b>392.801</b>	<b>696.313</b>

2014	Central	Eastern	Western	Total
LPG	1.785	7.377	5.346	14.509
Gasoline	70.359	38.919	83.018	192.296
Jet Fuel/ Kerosene	8.820	3.141	15.837	27.798
Diesel	83.416	61.588	121.111	266.115
Fuel Oil	0.393	1.614	127.899	129.906
Asphalt & Misc.	6.810	10.422	11.359	28.591
<b>Total</b>	<b>171.584</b>	<b>123.061</b>	<b>364.570</b>	<b>659.215</b>

## 2015 exports by region

*(percent)*

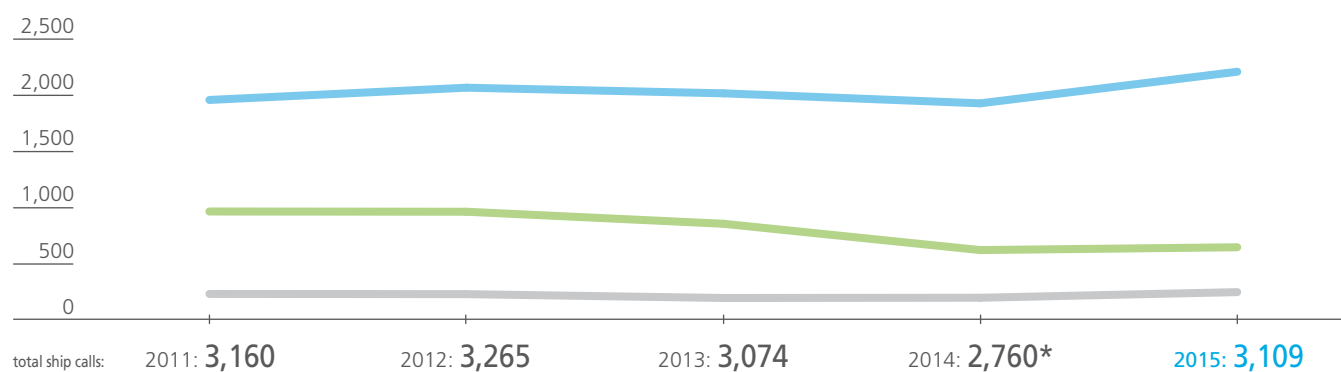
■ Far East ■ Northwest Europe ■ Mediterranean ■ U.S. ■ Other



\*includes sales on behalf of SAMREF and SASREF

## Ship calls by product type

■ Crude oil ■ Products ■ LPG



\*Due to further data reconciliation, this figure has been revised.

## Human Resources

employees

65,266

Saudi 54,666

expatriate 10,600

---

### Saudi development programs

*Participants enrolled at year-end 2015*

Regular Development programs

704

GenY turnover

1.5%

College Degree Program for  
Non-Employees (CDPNE)

1,407

top performer retention

98%

College Degree programs

2,000

Apprentice Program

7,818

CDPNE graduates joining  
the company

383

Apprentice graduates joining  
the company

3,774

## awards

EXPEC ARC received two honors at the *World Oil Awards*. The **Best Exploration Technology** award recognized our collaborative efforts with a leading industrial partner for the successful field deployment of 3-D reservoir saturation mapping from crosswell electromagnetic surveys in horizontal wells. Our Production Technology Team received the **Best Production Chemicals** award for chemically induced pulse fracturing for unconventional reservoirs.

Our YASREF joint venture refinery won the **Construction Project of the Year** accolade at the 2015 Platts Global Energy Awards.

The production and processing teams at our Khurais and Abqaiq facilities earned awards from Frost and Sullivan's Manufacturing Leadership Council. Khurais collected two awards: The **Sustainability Leadership** award recognized our resource and energy optimization efforts, and the **Engineering and Production Technology Leadership** award recognized our innovative integrated analytical engineering performance monitoring tool. Abqaiq earned an award in the **Big Data and Advanced Analytics Leadership** category for an innovative system to improve energy performance, marking the third time Abqaiq has won this award.

At the 2015 Oil & Gas Middle East and Refining & Petrochemicals Middle East Awards, our Enhanced Oil Recovery Focus Area team, part of EXPEC ARC's Reservoir Engineering Technology organization, won the **Enhanced Oil Recovery Project of the Year** award for the Kingdom's first carbon capture, sequestration, and CO<sub>2</sub> enhanced oil recovery project.

We received a safety award in the International Facilities category at the 94<sup>th</sup> Annual Gas Processors Association Convention and eight separate gas and NGL facilities were recognized with **Facility Safety Awards**.

Our Ras Tanura Refinery won the Emerson Global Reliability Award for **Reliability Program of the Year**, the first time a company in the Middle East had received the honor.

At the Annual Technical Conference and Exhibition, the flagship event of the **Society of Petroleum Engineers (SPE)**, a number of company personnel received awards of distinction and a **President's Award for Section Excellence** was conferred on the SPE Saudi Arabia Section, which held 160 events attended by some 20,000 participants in a single year.

Our **Traffic Safety Signature Program** was awarded the Public Awareness Campaign Award by the Intelligent Transport Systems and Road Safety Forum for the second consecutive time.

Our Saudi Aramco **Environmental Education Program** received an award for the Best Oil/Gas CSR/HSE Initiative at the Abu Dhabi International Petroleum Exhibition and Conference Awards.

The International Federation of Training and Development Organizations recognized our Communities of Commitment and Practice knowledge-sharing initiative with a **Global HR Certificate of Merit** award. We were honored with the **Best Employee Value Proposition** award by LinkedIn Talent MENA. Aramco's office in The Hague was named the **Best Employer in South Holland** by Europe's leading survey company.

Saudi Aramco's publication, *AramcoWorld*, was honored in October in New York with 10 **magazine industry awards** from the international juried competition sponsored by *Folio* magazine.

### Ethics and integrity

Our behavior is what defines us — as a company, as employees, and as people. As we continue to strive to be the world's leading integrated energy and chemicals company, everything we do

is anchored by our Corporate Values: Integrity, Safety, Accountability, Excellence, and Citizenship. Through the application of our values, we achieve the highest business and ethical standards, with ongoing dedication to building and maintaining trusted relationships.

Our comprehensive Corporate Governance structure is the mechanism that helps us define our strategic direction and ensures our industry leadership. It also shapes how we are seen by the world — including our customers, suppliers, and new and existing business partners. Our standards and integrity flow from our Board of Directors, which encompasses a wealth of diverse experience and a future-oriented mindset. The Board demands that management adhere to the highest personal and professional ethical standards, and ensures regular reporting and best-in-class independent auditing practices. The independent audit process, endorsed and monitored by the Board, ensures an independent, confidential, and robust review of company operations and provides a clear and transparent reporting channel from the independent auditors to the Board.

We employ a suite of policies, codes, and guidelines to support and guide our employees as they navigate the complexities of our global operations. These policies are our compass, and the benchmark against which we measure our performance and that of our partners — contractors, consultants, suppliers, affiliates, and joint ventures within the Kingdom of Saudi Arabia and abroad.

Our Supplier Code of Conduct and In-Kingdom Total Value Add program ensure our values and ethical standards are extended to, and maintained across, our supplier network, enabling long-term mutually beneficial partnerships that support the delivery of our commitments to our stakeholders.