

## HSBC SAUDI ARABIA LIMITED

HSBC Saudi Construction and Cement Companies Equity Fund

Fund Report Q3- 2017

Price	4.7344	YTD	(24.37)%	NAV	16,153,789.00
-------	--------	-----	----------	-----	---------------

### Investment Strategy

The fund follows an investment strategy through investing in Construction and Cement companies' equities that are listed in Saudi stock market, that comply with Shraiah standards. The fund can also invest in companies' IPO that conform with the fund objectives

### Fund Objective

The fund aims to achieve medium-long term capital growth through investing in a portfolio specialized in construction and cement sectors. That comply with Shariah standards

**Asset Class:** Open

**Inception Date:** 24-5-2008

**Fund Manager:** HSBC SAUDI ARABIA LIMITED

**Fund Classification:** Income & Growth

**Fund Benchmark:** HSBC Saudi Construction and Cement Equity Index

**Fund Category:** Equity

**Fund Currency:** Riyal

**Price Since Inception:** 10

**Fund SubCategory :** Shariah compliant

**Geographic Focus :** Saudi Arabia

**Risk Category :** High

### Statistics Analysis

Annualized Performance	1 Y	3 Y	5 Y	S I
Return	-7.08%	-26.65%	-7.73%	-7.97%
Standard Deviation	16.14%	27.68%	23.67%	25.58%
Average Return	-0.02%	-0.12%	-0.04%	-0.06%

Cumulative Performance	1 Y	3 Y	5 Y	S I
End of Sep 2017	-7.08%	-60.54%	-33.11%	-52.66%

Min. Subscription	5,000.00	Min. Redemption	2,500.00
Subscription Fee	2.00%	Redemption Fee	-
Management Fee	1.70%	Performance Fee	-
Management Fee Type	Per annum	Custodian Fee	-

### Argaam's Comment

HSBC Saudi Construction and Cement Companies Equity Fund achieved accumulated return of -24.37% at the End of Q3 - 2017

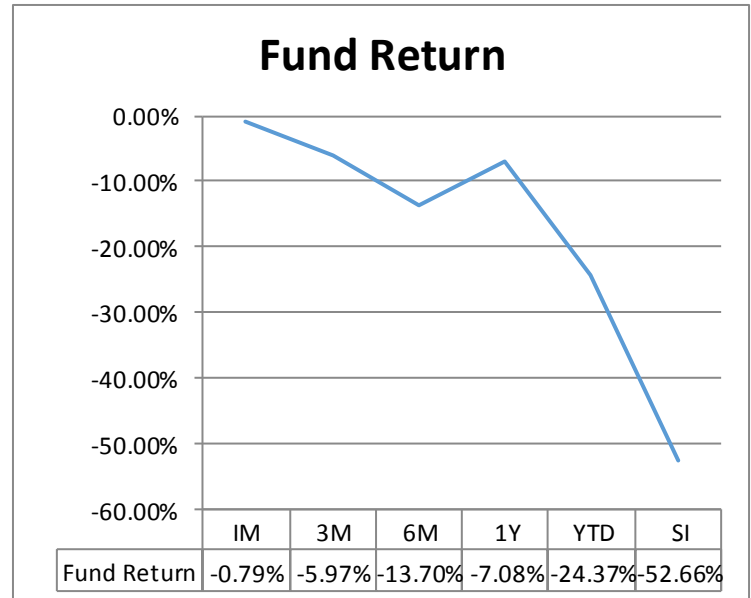
The Fund that invests in Construction and Cement companies' equities that are listed in Saudi stock market , has achieved Average Return during the Q3 - 2017 of -0.15%

The fund's Standard Deviation increased to 9.72% compared to 5.07% at the Q2 - 2017 Which indicates an increase of the risk level.

## Fund Return

Period	Fund Return
IM	-0.79%
3M	-5.97%
6M	-13.70%
1Y	-7.08%
YTD	-24.37%
SI	-52.66%

## Fund Return



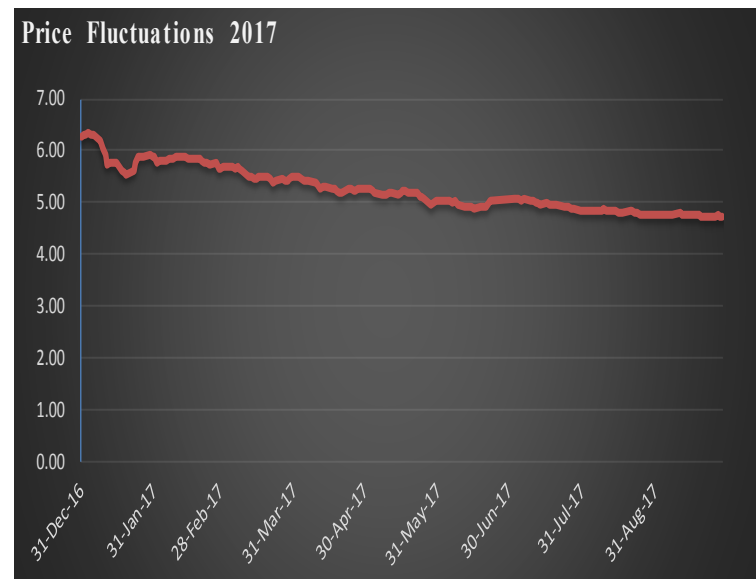
## Performance

The Fund's YTD reached -24.37% on 30-09-2017 compared to YTD -19.57% on 30-06-2017 which indicates a decrease in Q3 - 2017 return by 4.8%

## Assets & Liabilities

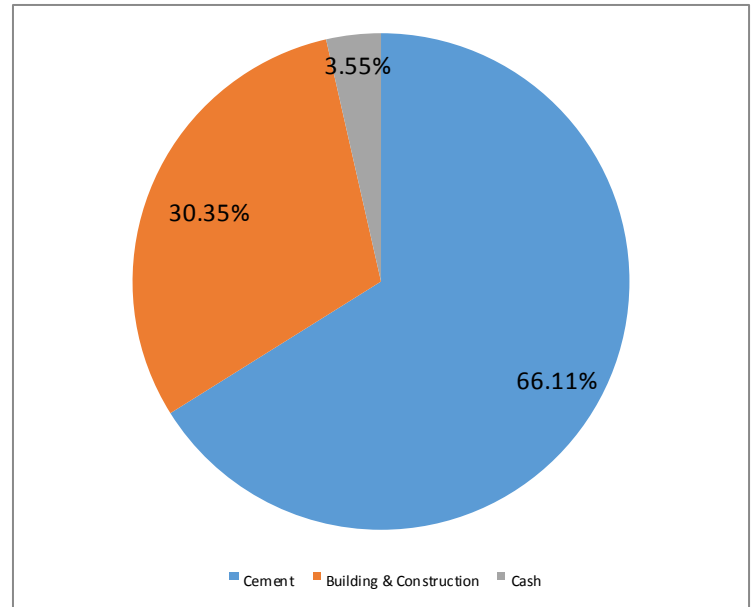
	Dec-16	Jun-17
Total Assets	20,118,838	16,900,948
Total Liabilities	4,673	2,341
Total Equity	20,114,165	16,898,607
Net Income	(1,086,020)	(4,068,959)

## Price Fluctuations



**Sector Allocation as of 30-Jun-2017**

Sector	Ratio
Cement	66.11%
Building & Construction	30.35%
Cash	3.55%



**Top Holdings as of 30-Jun-2017**

Company	Ratio
Saudi Cement Co.	14.00%
Southern Province Cement Co	14.00%
Umm Al-Qura Cement Co.	8.00%
Arabian Cement Co.	7.00%
City Cement	7.00%

