

# Jadwa Saudi Riyal Murabaha Fund

## Quarterly Statement 2Q 2022

## Contents

Investment Objective and Policies .....	3
Investment Fund Information .....	3
Fund Expenses .....	5
Fund Performance.....	6
Disclaimer.....	9

## Investment Objective and Policies

To generate competitive market returns from short-term Murabaha based trade transactions that are compliant with Shariah principles. The fund aims to provide capital preservation and easy liquidity to its unit holders.

Jadwa Saudi Riyal Murabaha Fund's assets are invested in diversified low risk trade transactions with counterparties of good reputation and sound financial backing. The average duration of the Fund's portfolio does not exceed one year.

## Investment Fund Information

### Contact information:

Jadwa Investment

A Saudi Closed Joint Stock Company (registration no. 1010228782, Licensed by Capital Market Authority under license number 37-6034

Head Office: P.O. Box 60677, Riyadh 11555, Saudi Arabia. Phone +966 11 279-1111 Fax +966 11 279-1571

Website: [www.jadwa.com](http://www.jadwa.com) Email: [info@jadwa.com](mailto:info@jadwa.com)

	Unit Class 'A'	Unit Class 'B'	Unit Class 'C'
<b>Inception Date</b>	Mar 5, 2020	Jun 30, 2007	Mar 5, 2020
<b>Currency</b>	SAR	SAR	USD
<b>Unit price upon offering</b>	100 SAR	100 SAR	10 USD
<b>Size of the fund</b>	1,412,338,787.53	147,510,493.4	3,739,776.49
<b>Fund type</b>	Murabaha (open ended)		
<b>Risk level</b>	Low / Medium		

### Benchmark:

One month SIBID net of all fees and expenses

### Distribution of Income and Gain Policy:

Dividends and/or income are reinvested in the Fund and not paid out or distributed to investors.

### Investment in Other Funds:

The Jadwa Saudi Riyal Murabaha Fund is invested in the following:

Fund name	Management Fees of the invested funds (if any)
Al Rajhi Commodity SAR Fund	16% net of profit
Alpha Murabaha Fund	0.45%
Riyad SAR Diversified Trade Fund	0.50%
Riyad USD Diversified Trade Fund	0.50%

### Sub Fund Manager or Investment Advisor:

The fund has no sub fund manager or investment advisor.

### Fund statistics (weighted average):

Fund statistics	
Weighted average yield (Gross)	2.06%

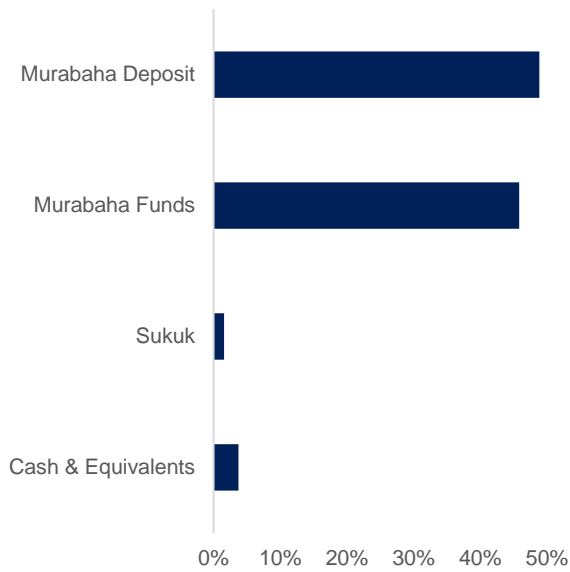
Price information as of	Unit Class 'A' SAR	Unit Class 'B' SAR	Unit Class 'C' USD
Unit price:	103.2138	122.0409	10.2727
Quarterly return (annualized)	1.60%	1.50%	1.43%
Dual unit price:	n/a		
Total units of the fund:	13,683,623.5807	1,208,697.1941	364,050.0058
Total net assets:	1,412,338,787.53	147,510,493.4	3,739,776.49
P/E ratio	n/a		

### Top 10 Holdings

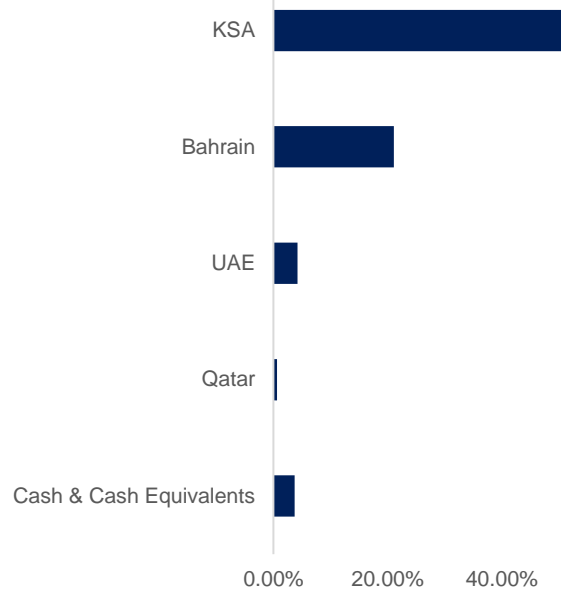
Investment/Security Name	% of AUM
Alpha Murabaha Fund	30.55%
Riyad SAR Diversified Trade Fund	26.93%
Al Rajhi Commodity SAR Fund	11.36%
Bank ABC AB270622 1.3	3.53%
Riyad USD Diversified Trade Fund	1.84%
Bank ABC deposit 1.36	1.83%
Al Ahli Bank AU200622 1.33	0.82%
Ajman Bank AJ270622 1.00	0.75%
Al Ahli Bank AU060622 1.33	0.73%
Al Ahli Bank AU130622 1.33	0.73%

\*as of Apr 1, 2022

### Asset allocation



### Geography allocation



\*as of Apr 1, 2022

## Fund Expenses

### Fund information as of 30 June 2022

	Unit Class 'A'		Unit Class 'B'		Unit Class 'C'	
	Value (SAR)	%	Value (SAR)	%	Value (USD)	%
<b>Total expense ratio (TER)</b>	991,323.79	0.07	134,632.92	0.09	24,959.81	0.09
<b>Borrowing percentage</b>	n/a					
<b>Dealing expenses</b>	-	-	-	-	-	-
<b>Investment of the fund manager</b>	-	-	-	-	-	-
<b>Distributed profits</b>	n/a					

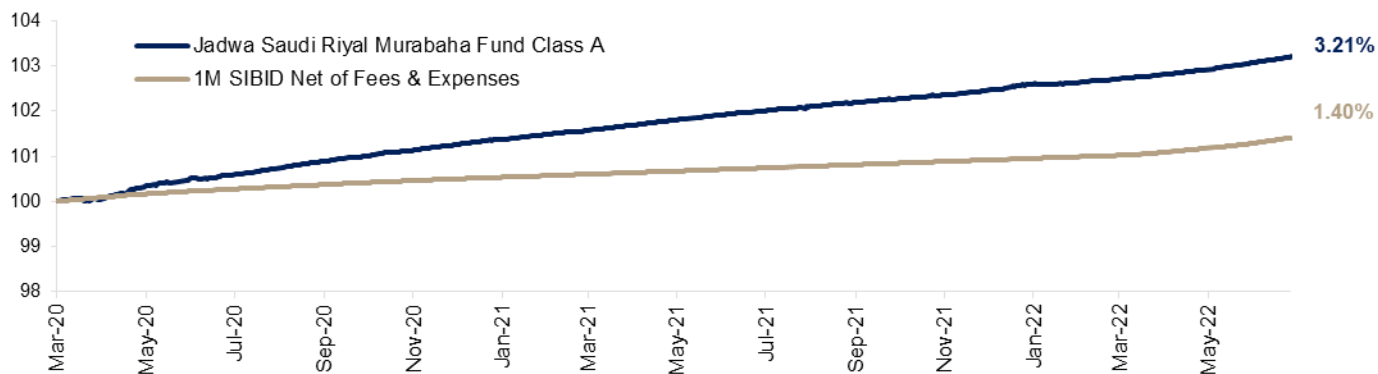
### Fund ownership:

Ownership	%
Full Ownership	100%
Usufruct right	0%

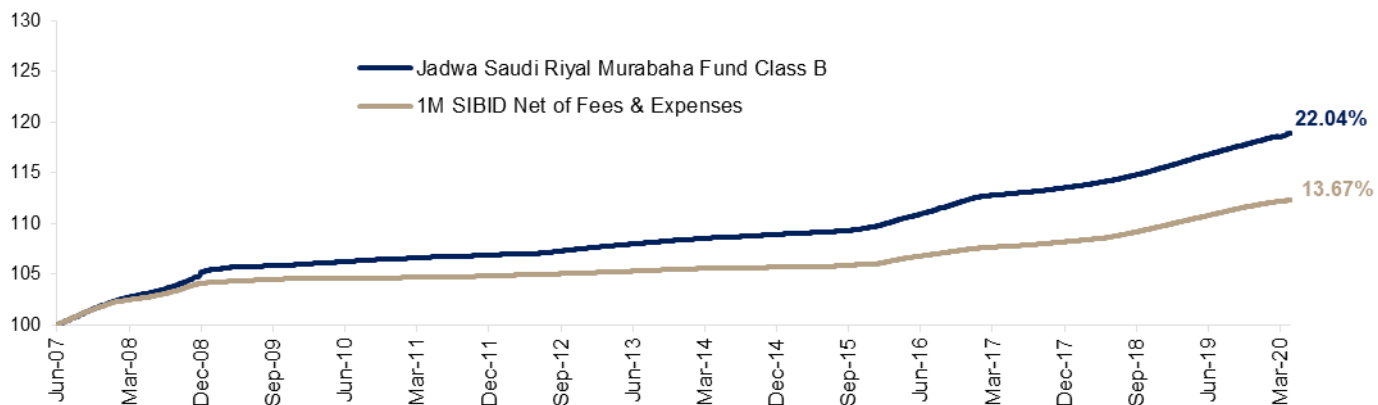
# Fund Performance

## Performance since inception

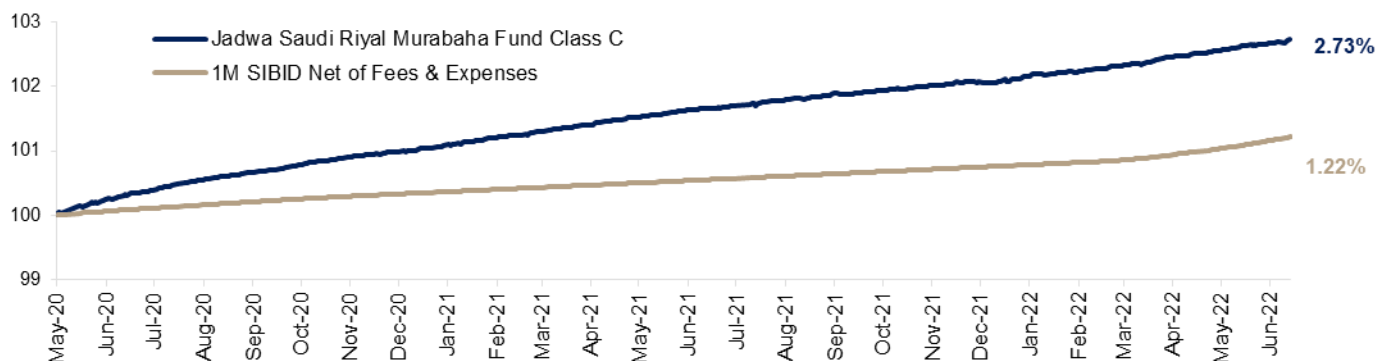
### Class A



### Class B



### Class C



## Performance summary

	3-months	Year to date	1-year	3-year	5-year
<b>Fund Unit Class 'A'</b>	0.40%	0.61%	1.19%	-	-
<b>Benchmark</b>	0.33%	0.45%	0.66%	-	-
<b>Variance</b>	0.07%	0.16%	0.52%	-	-

\*From March 5, 2020

	3-months	Year to date	1-year	3-year	5-year
<b>Fund Unit Class 'B'</b>	0.37%	0.57%	1.10%	4.51%	8.01%
<b>Benchmark</b>	0.33%	0.45%	0.66%	2.61%	5.45%
<b>Variance</b>	0.05%	0.12%	0.44%	1.89%	2.57%

	3-months	Year to date	1-year	3-year	5-year
<b>Fund Unit Class 'C'</b>	0.35%	0.63%	1.06%	-	-
<b>Benchmark</b>	0.33%	0.45%	0.66%	-	-
<b>Variance</b>	0.03%	0.18%	0.39%	-	-

\*From May 17, 2020

## Risk metrics

Fund Unit Class 'A'	3-months	Year to date	1-year	3-year	5-year
Annualized standard deviation	0.08%	0.14%	0.11%	-	-
Tracking error	0.03%	0.05%	0.09%	-	-
Beta	0.96	0.92	0.64	-	-
Alpha*	0.07%	0.16%	0.52%	-	-
Information ratio	2.21	3.13	5.93	-	-
Sharpe ratio	-4.42	-4.16	-4.58	-	-

\*Annualized for periods greater than 1-year

Fund Unit Class 'B'	3-months	Year to date	1-year	3-year	5-year
Annualized standard deviation	0.07%	0.13%	0.10%	0.15%	0.16%
Tracking error	0.03%	0.05%	0.09%	0.11%	0.10%
Beta	0.90	0.88	0.61	0.69	0.75
Alpha*	0.05%	0.12%	0.44%	0.62%	0.49%
Information ratio	1.46	2.26	5.07	5.58	4.78
Sharpe ratio	-5.07	-4.66	-5.63	2.27	-0.67

\*Annualized for periods greater than 1-year

Fund Unit Class 'C'	3-months	Year to date	1-year	3-year	5-year
Annualized standard deviation	0.08%	0.08%	0.09%	-	-
Tracking error	0.14%	0.12%	0.10%	-	-
Beta	-0.76	0.25	0.48	-	-
Alpha*	0.03%	0.18%	0.39%	-	-
Information ratio	0.20	1.46	4.10	-	-
Sharpe ratio	-4.77	-7.31	-6.74	-	-

\*Annualized for periods greater than 1-year



## Disclaimer

### Material changes

The fund's terms and conditions have been updated to be in line with the new Investment Funds Regulations.

### Definitions (risk metrics)

Metric	Description
Standard deviation	Standard deviation quantifies the dispersion of returns relative to their mean.
Tracking error	Tracking error is the divergence between the price behavior of a position or a fund and the price behavior of a benchmark.
Alpha	Measures the fund's value added relative to a benchmark.
Beta	Beta is a measure of a portfolio's volatility in relation to a benchmark.
Information ratio	A risk-adjusted measure that compares the performance of a fund relative to a benchmark compared to the volatility of those returns.
Sharpe	A risk-adjusted ratio that measures excess return over a risk-free rate relative to the volatility of a given security or fund.

### Disclaimer:

Jadwa Investment or its directors, staff, or affiliates makes no warranty, representation or undertaking whether expressed or implied, nor does it assume any legal liability, whether direct or indirect, or responsibility for the accuracy, completeness, or usefulness of any information that is contained in this material. It is not the intention of this material to be used or deemed as an advice, option or for any action that may take place in future. Unless otherwise stated, all information contained in this material shall not be reproduced, in whole or in part, without the specific written permission of Jadwa Investment. The content of this document is for information purposes only. Jadwa Investment does not hold itself out as providing legal, financial or other advice via this document. Investments in Jadwa's products are governed by their Terms and Conditions. Some products are exposed to foreign currencies and changes in currency exchange rates may have an adverse effect on the value and price. The product's value is subject to fluctuations and the investor may not receive the full amount that is originally invested. The information provided in this document may be changed at any time without prior notice. Past performance is not indicative of future returns. Jadwa Investment is authorized and regulated by the Capital Market Authority of Saudi Arabia.