Al-Arabi Saudi Equity Fund — March 2018

GROWTH FUNDS

Open Ended Fund Investing in Saudi Equities

Licensed and Authorized by Capital Market Authority

INVESTMENT PROFILE

Fund Manager	ANB Invest
Base Currency	Saudi Riyal
Inception Date	01 April 1992
Inception Price	10.0000
Unit Price at 28/03/2018	101.9071
Time Horizon / Risk	Long Term / High Risk
Benchmark	TASI
Min Subscription	SAR 7,500
Min Additonal Subscription	SAR 2,000
Min Redemption	SAR 2,000
Valuation Day	Sunday and Wednesday
Cut-off Time	13:00PM (Riyadh time), one business day preceding valuation day
Payment Date	3 business days from next valuation day
Management Fee	1.75% of NAV annually
Subscription Fee	A one-time fee of up to 2.00%
Early Redm. Fee	0.25% if units are redeemed within 30 days of purchase

FURTHER INFORMATION

Head Office	(011) 406 2500
Telephone No.:	920011878
Sales:	920011878
Website:	www.anbinvest.com.sa

FUND CODE

Institution	Code
Reuters	LP65037769
Zawya	ANBKSAE.MF
Morningstar	F000002E9P
Bloomberg	ASAUDIA:AB

DISCLAIMER

Past performance figures are not indicative of future performance. Potential investors should be aware that the price of units are subject to change & are not guaranteed.

Please refer to the Terms & Conditions for further fund information.

INVESTMENT OBJECTIVE & STRATEGY

The investment objective of the fund is to invest in a broadly diversified portfolio of Saudi Arabian equities including Money Market & Murabaha funds.

CUMULATIVE PERFORMANCE

	1Q18	2Q18	3Q18	4Q18	1 Year	3 Years	5 Years	Since Incep.
Fund	11.02				19.22	1.33	43.17	919.07
Index	9.33				13.69	-12.91	10.38	243.65

HISTORICAL PERFORMANCE

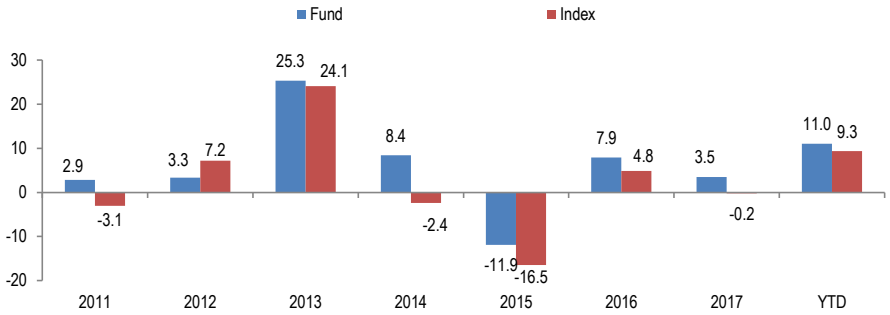

PERFORMANCE SINCE INCEPTION

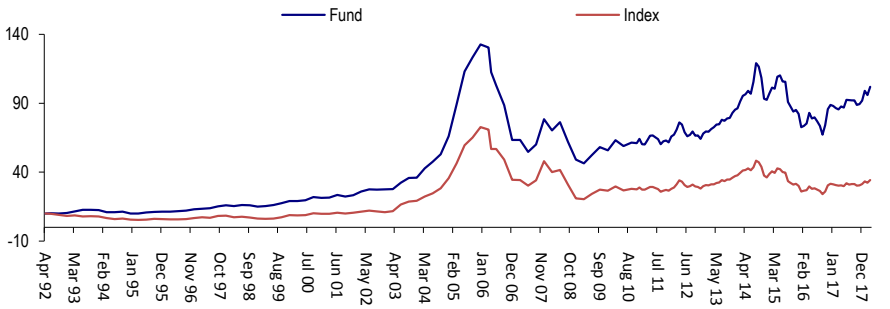

TOP FIVE HOLDINGS (%)

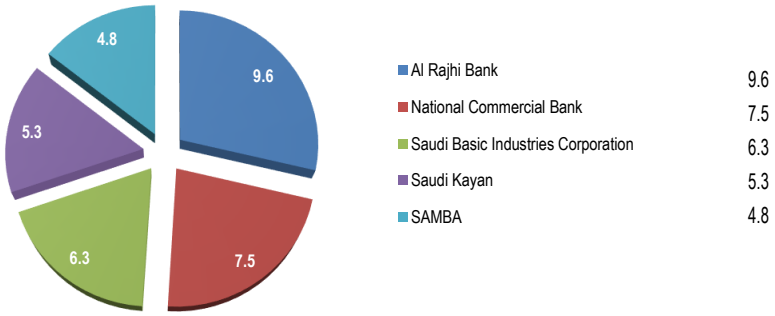

SECTOR WEIGHTING (%)

Banks	36.0
Materials	31.7
Retailing	8.8
Insurance	7.8
Health Care Equipment & S	4.4
Food & Beverages	3.9
Telecommunication Service	3.5
Consumer Services	2.2
Real Estate Management a	1.3
Cash	0.5

Risk Ratio

	1 year	3 years	5 years
Standard Deviation	12.83	20.70	19.61
Sharp Ratio	1.34	-0.08	0.28
Information Ratio	1.30	1.37	1.41