

**AL-SAIF STORES FOR DEVELOPMENT AND INVESTMENT COMPANY**  
(A Saudi Joint Stock Company)

**INTERIM CONDENSED CONSOLIDATED FINANCIAL STATEMENTS AND  
INDEPENDENT AUDITOR'S REVIEW REPORT**

**FOR THE THREE-MONTH AND NINE-MONTH PERIODS ENDED  
30 SEPTEMBER 2023**

**INDEX**

<b>Contents</b>	<b><u>PAGES</u></b>
Independent Auditor's Review Report on the Interim Condensed Consolidated Financial Statements	1
Interim Condensed Consolidated Statement of Financial Position	2
Interim Condensed Consolidated Statement of Comprehensive Income	3
Interim Condensed Consolidated Statement of Changes in Equity	4
Interim Condensed Consolidated Statement of Cash Flows	5
Notes to the Interim Condensed Consolidated Financial Statements	6-12

**PKF**Ibrahim Ahmed Al-Bassam  
& Co. Certified Public Accountants**INDEPENDENT AUDITOR'S REVIEW REPORT ON THE INTERIM CONDENSED FINANCIAL  
STATEMENTS**

(1 / 1)

**TO THE SHAREHOLDERS OF AL SAIF STORES FOR DEVELOPMENT AND INVESTMENT COMPANY  
RIYADH, KINGDOM OF SAUDI ARABIA****INTRODUCTION**

We have reviewed the accompanying interim condensed consolidated statement of financial position of Al Saif Stores for Development and Investment Company and its subsidiaries (together "the Group") as at 30 September 2023 and the related interim condensed consolidated statement of comprehensive income for the three-month and nine-month periods then ended, and the interim condensed consolidated statements of changes in equity and cash flows for the nine-month period then ended, and a summary of significant accounting policies and other explanatory notes. Management is responsible for the preparation and presentation of these interim condensed consolidated financial statements in accordance with International Accounting Standard 34 - "Interim Financial Reporting" ("IAS 34") that is endorsed in the Kingdom of Saudi Arabia. Our responsibility is to express a conclusion on these interim condensed consolidated financial statements based on our review.

**SCOPE OF REVIEW**

We conducted our review in accordance with International Standard on Review Engagement 2410, "Review of Interim Financial Information Performed by the Independent Auditor of the Entity", that is endorsed in the Kingdom of Saudi Arabia. A review of interim condensed consolidated financial statements consists of making inquiries, primarily of persons responsible for financial and accounting matters and applying analytical and other review procedures. A review is substantially less in scope than an audit conducted in accordance with International Standards on Auditing that are endorsed in the Kingdom of Saudi Arabia and consequently does not enable us to obtain assurance that we would become aware of all significant matters that might be identified in an audit. Accordingly, we do not express an audit opinion.

**CONCLUSION**

Based on our review, nothing has come to our attention that causes us to believe that the accompanying interim condensed consolidated financial statements are not prepared, in all material respects, in accordance with IAS 34 that is endorsed in the Kingdom of Saudi Arabia.

**For Al-Bassam & Co.**

Ahmed A. Mohandis  
Certified Public Accountant  
License No. 477  
Riyadh: 2 Jumada Al-Awwal 1445H  
Corresponding to: 16 November 2023

**RIYADH**

Tel. +966 11 206 5333 | P.O Box 69658  
Fax +966 11 206 5444 | Riyadh 11557

**JEDDAH**

Tel. +966 12 652 5333 | P.O Box 15651  
Fax +966 12 652 2894 | Jeddah 21454


**AL KHOBAR**


Tel. +966 13 893 3378 | P.O Box 4636  
Fax +966 13 893 3349 | Al Khobar 31952


**AI-SAIF STORES FOR DEVELOPMENT AND INVESTMENT COMPANY**  
**(A SAUDI JOINT STOCK COMPANY)**  
**INTERIM CONDENSED CONSOLIDATED STATEMENT OF FINANCIAL POSITION**  
**AS AT 30 SEPTEMBER 2023**  
**(All amounts in Saudi Riyals unless otherwise stated)**

	Note	30 September 2023 (Unaudited)	31 December 2022 (Audited)
<b>ASSETS</b>			
<b>Non-current assets</b>			
Property and equipment, net		185,785,530	161,546,131
Right-of-use assets, net		192,750,691	127,882,760
Intangible, net		1,357,718	1,609,397
<b>Total non-current assets</b>		<b>379,893,939</b>	<b>291,038,288</b>
<b>Current assets</b>			
Inventory, net		304,540,531	239,069,305
Trade and other receivables, net		12,575,866	5,927,366
Prepayments and other receivables		71,812,238	34,653,762
Due from related party	5	-	35,000,000
Cash and cash equivalents		54,227,720	46,891,478
<b>Total current assets</b>		<b>443,156,355</b>	<b>361,541,911</b>
<b>Total assets</b>		<b>823,050,294</b>	<b>652,580,199</b>
<b>Equity</b>			
Share capital	7	350,000,000	350,000,000
Additional capital contribution		156,431	156,431
Statutory reserve	14	-	25,579,456
Retained earnings		72,044,111	35,370,082
<b>Total equity</b>		<b>422,200,542</b>	<b>411,105,969</b>
<b>Liabilities</b>			
<b>Non-current liabilities</b>			
Long-term lease liabilities		167,299,655	112,169,873
Provision for employees' post-employment benefits		8,781,182	8,391,000
<b>Total non-current liabilities</b>		<b>176,080,837</b>	<b>120,560,873</b>
<b>Current liabilities</b>			
Short-term lease liabilities		23,708,231	18,227,306
Short term loan	8	92,277,335	53,652
Trade payables		43,760,959	19,649,447
Due to related parties	5	34,904,516	24,905,711
Accruals and other payables		25,299,294	15,331,166
Dividends payable	15	18,580	35,000,000
Zakat provision	9	4,800,000	7,746,075
<b>Total current liabilities</b>		<b>224,768,915</b>	<b>120,913,357</b>
<b>Total liabilities</b>		<b>400,849,752</b>	<b>241,474,230</b>
<b>Total equity and liabilities</b>		<b>823,050,294</b>	<b>652,580,199</b>
<b>Contingencies and Commitments</b>	10		

The accompanying notes 1 to 17 form an integral part of these interim condensed consolidated financial statements.

  
**Suleiman bin Muhammad**  
**bin Saleh Alsaif**  
**Chairman**

  
**Muhammad bin Suleiman**  
**bin Muhammad Alsaif**  
**CEO**

  
**Abdulelah Almofeez**  
**CFO**



**AI-SAIF STORES FOR DEVELOPMENT AND INVESTMENT COMPANY**  
**(A SAUDI JOINT STOCK COMPANY)**  
**INTERIM CONDENSED CONSOLIDATED STATEMENT OF COMPREHENSIVE INCOME**  
**FOR THE THREE MONTH AND NINE MONTH PERIODS ENDED 30 SEPTEMBER 2023**  
**(All amounts in Saudi Riyals unless otherwise stated)**

		For the three-month period ended		For the nine-month period ended	
	Note	30 September 2023 (Unaudited)	30 September 2022 (Unaudited)	30 September 2023 (Unaudited)	30 September 2022 (Unaudited)
Revenue	11	151,884,865	168,143,369	527,048,947	550,705,491
Cost of revenue		(110,093,944)	(123,029,993)	(369,899,394)	(379,467,987)
<b>Gross profit</b>		<b>41,790,921</b>	<b>45,113,376</b>	<b>157,149,553</b>	<b>171,237,504</b>
Selling and distribution expenses		(13,295,034)	(10,006,255)	(40,791,207)	(35,174,800)
General and administrative expenses		(6,926,707)	(7,408,006)	(20,321,183)	(21,281,422)
Finance costs		(3,094,265)	(1,784,097)	(6,302,708)	(6,242,760)
Depreciation on right-of-use assets		(6,876,730)	(4,697,440)	(18,397,327)	(13,683,528)
<b>Operating profit</b>		<b>11,598,185</b>	<b>21,217,578</b>	<b>71,337,128</b>	<b>94,854,994</b>
Other income		5,214,598	6,283,997	14,072,695	11,405,139
Gain on disposal or revaluation of financial assets at FVTPL	6	55,806	1,503,372	484,750	481,177
<b>Net profit for the period before zakat</b>		<b>16,868,589</b>	<b>29,004,947</b>	<b>85,894,573</b>	<b>106,741,310</b>
Zakat expense	9	(1,600,000)	(1,500,000)	(4,800,000)	(5,020,999)
<b>Net profit for the period</b>		<b>15,268,589</b>	<b>27,504,947</b>	<b>81,094,573</b>	<b>101,720,311</b>
<b>Other comprehensive income</b>		<b>-</b>	<b>-</b>	<b>-</b>	<b>-</b>
<b>Total comprehensive income for the period</b>		<b>15,268,589</b>	<b>27,504,947</b>	<b>81,094,573</b>	<b>101,720,311</b>
<b>Basic and diluted earnings per share (Saudi Riyals) - Restated</b>	12	<b>0.04</b>	<b>0.08</b>	<b>0.23</b>	<b>0.29</b>

The accompanying notes 1 to 17 form an integral part of these interim condensed consolidated financial statements.



**Suleiman bin Muhammad bin  
Saleh Alsaif  
Chairman**



**Muhammad bin Suleiman  
bin Muhammad Alsaif  
CEO**



**Abdulelah Almofeez  
CFO**



**AL-SAIF STORES FOR DEVELOPMENT AND INVESTMENT COMPANY**  
**(A SAUDI JOINT STOCK COMPANY)**  
**INTERIM CONDENSED CONSOLIDATED STATEMENT OF CHANGES IN EQUITY**  
**FOR THE PERIOD ENDED 30 SEPTEMBER 2023**  
**(All amounts in Saudi Riyals unless otherwise stated)**

	Share capital	Additional capital contribution	Statutory reserve	Retained earnings	Total
<b>Balance as of 1 January 2022 (Audited)</b>	42,000,000	156,431	12,600,000	326,382,208	381,138,639
Net profit for the period	-	-	-	101,720,311	101,720,311
Other comprehensive income	-	-	-	-	-
<b>Total Comprehensive income</b>				101,720,311	101,720,311
Addition in share capital	308,000,000	-	-	(308,000,000)	-
Transfer to statutory reserve	-	-	10,172,031	(10,172,031)	-
Dividends (Refer note 15)	-	-	-	(65,000,000)	(65,000,000)
<b>Balance as of 30 September 2022 (Unaudited)</b>	<u>350,000,000</u>	<u>156,431</u>	<u>22,772,031</u>	<u>44,930,488</u>	<u>417,858,950</u>
<b>Balance as of 1 January 2023 (Audited)</b>	350,000,000	156,431	25,579,456	35,370,082	411,105,969
Net profit for the period	-	-	-	81,094,573	81,094,573
Other comprehensive income	-	-	-	-	-
<b>Total Comprehensive income</b>	-	-	-	81,094,573	81,094,573
Statutory reserve (Refer note 14)	-	-	(25,579,456)	25,579,456	-
Dividends	-	-	-	(70,000,000)	(70,000,000)
<b>Balance as of 30 September 2023 (Unaudited)</b>	<u>350,000,000</u>	<u>156,431</u>	<u>-</u>	<u>72,044,111</u>	<u>422,200,542</u>

The accompanying notes 1 to 17 form an integral part of these interim condensed consolidated financial statements.



**Suleiman bin Muhammad bin  
Saleh Alsaif  
Chairman**



**Muhammad bin Suleiman bin  
Muhammad Alsaif  
CEO**




**Abdulrahman Almofeez  
CFO**





**AI-SAIF STORES FOR DEVELOPMENT AND INVESTMENT COMPANY**  
**(A SAUDI JOINT STOCK COMPANY)**  
**INTERIM CONDENSED CONSOLIDATED STATEMENT OF CASH FLOWS**  
**FOR THE PERIOD ENDED 30 SEPTEMBER 2023**  
**(All amounts in Saudi Riyals unless otherwise stated)**

		<b>For the Nine-month period ended</b>	
	<b>Note</b>	<b>30 September 2023</b>	<b>30 September 2022</b>
		<b>(Unaudited)</b>	<b>(Unaudited)</b>
<b>CASH FLOW FROM OPERATING ACTIVITIES</b>			
Net profit for the period before zakat		85,894,573	106,741,310
<i>Adjustments for:</i>			
Depreciation of property and equipment		12,433,415	11,013,266
Amortization of intangible		251,679	-
Depreciation of right-of-use assets		18,397,328	13,683,528
Gain on sale of financial assets carried at FVTPL	6	(484,750)	(481,177)
Provision for employees' post-employment benefits		1,035,330	964,576
Finance costs		6,302,711	6,242,760
		<b>123,830,286</b>	<b>138,164,263</b>
<b>Changes in operating assets and liabilities:</b>			
Trade and other receivables, net		(6,648,500)	(22,491)
Inventories, net		(65,471,226)	24,148,046
Prepayments and other receivables		(37,158,476)	(10,013,785)
Due from related party		35,000,000	(8,275,269)
Due to related parties		9,998,805	32,387,553
Trade payables		24,111,512	24,877,910
Revenue received in advance		-	(1,505,563)
Accruals and other payables		9,968,128	(11,086,885)
		<b>93,630,529</b>	<b>188,673,779</b>
Employees' benefits paid		(645,148)	(321,294)
Zakat paid	9	(7,746,075)	(6,528,079)
<b>Net cash flows generated from operating activities</b>		<b>85,239,306</b>	<b>181,824,406</b>
<b>Cash flow from investing activities</b>			
Addition of property and equipment		(36,672,814)	(51,578,354)
Purchase of financial assets at FVPL	6	(85,768,626)	(234,922,628)
Proceeds from sale of financial assets FVTPL	6	86,253,376	199,776,002
<b>Net cash flows used in investing activities</b>		<b>(36,188,064)</b>	<b>(86,724,980)</b>
<b>Cash flows from financing activities</b>			
Dividends paid		(104,981,420)	(61,425,000)
Lease liabilities paid		(28,175,322)	(16,595,000)
Finance cost paid		(781,941)	-
Repayments of short-term loans	8	(1,088,259)	(54,376,771)
Proceeds from short-term loans	8	93,311,942	-
<b>Net cash flows used in financing activities</b>		<b>(41,715,000)</b>	<b>(132,396,771)</b>
Net change in cash and cash equivalents		7,336,242	(37,297,345)
<b>Cash and cash equivalents at beginning of period</b>		<b>46,891,478</b>	<b>46,704,370</b>
<b>Cash and cash equivalents at end of the period</b>		<b>54,227,720</b>	<b>9,407,025</b>
<b>Supplementary information – Non-cash transaction</b>			
Increase in share capital		-	308,000,000
Transfer of statutory reserve to retained earning		25,579,456	-
Increase in right of use assets and lease liabilities		83,265,257	15,006,147

The accompanying notes 1 to 17 form an integral part of these interim condensed consolidated financial statements

  
**Suleiman bin Muhammad bin  
Saleh Alsaif**  
**Chairman**

  
**Muhammad bin Suleiman bin  
Muhammad Alsaif**  
**CEO**

  
**Abdulalah Almofeez**  
**CFO**

**Al-Saif Stores For Development And Investment Company**  
(A Saudi Joint Stock Company)  
**Notes To The Financial Statements**  
**For The Nine Months Period Ended 30 September 2023**  
(All amounts in Saudi Riyals unless otherwise stated)

**1. THE COMPANY, ITS SUBSIDIARIES AND ITS BUSINESS ACTIVITIES**

Al-Saif Stores Development and Investment Company (“the Company”) and its subsidiaries (together “the Group”) is a Saudi Joint-Stock Company which was in accordance with the Companies Law in the Kingdom of Saudi Arabia under Commercial Registration no. 1010111193 issued in Riyadh on 18 Shu al-Hijjah 1413H corresponding to 09 September 1993. The Company was converted from a limited liability company to a closed joint stock company on 23 Muharram 1436H corresponding to 16 November 2014 as per the approval of the Ministry of Commerce and Industry No. 322 /s. During the period, on 07 Muharram 1445H corresponding to 25 July 2023 as per the approval of the Capital Market Authority (CMA), the status of the Company has been changed to Joint Stock Company.

The principle activity of the Group is the sale and import of household utensils, wholesale and retail trade in household utensils, electrical appliances, cleaning supplies, general contracting activity, construction, repair, restoration and demolition of buildings and public construction of road works, water and sewage works, dams, drilling wells, maintenance and operation of electrical, mechanical and electronic installations, landscaping and blacksmithing, carpentry, aluminum, decoration, gypsum, decoration, maintenance and cleaning works, management and operation of cities, utilities, buildings and public and private facilities, buying and owning real estate and lands to construct buildings on them.

Based on the approval of the Company’s Extraordinary General Assembly held on 9 November 2017, corresponding to 20 Safar 1439H, it was approved to amend the Company’s articles of association to conform to the system of the Ministry of Trade and Investment. Accordingly, the name of the Company was modified from Al-Saif Stores Development and Investment Holding Company to become Al-Saif Stores Development and Investment Company.

**Subsidiaries**

Subsidiaries are entities controlled by the Group. Control exists when the Group has the power to govern the financial and operating policies of an entity so as to obtain benefits from its activities. In assessing control, potential voting rights that presently are exercisable are taken into account. Subsidiaries are fully consolidated from the date of acquisition, being the date on which the Company obtains control, and continue to be consolidated until the date that such control ceases.

Name of subsidiaries	Location	% of shareholding	
		30 September 2023	31 December 2022
Al Saif Gallery Trading	Abu Dhabi – UAE	100%	100%
Al Saif Gallery Kuwait	Kuwait City – Kuwait	100%	100%

The head office of the Company is located at P.O. Box 10448, Riyadh 11626, Kingdom of Saudi Arabia.

The following are the branches of the Group:

C.R. Name	C.R No.	City
Al-Saif Stores Development and Investment Company	1010111193	Riyadh
Branch of Al-Saif Stores Development and Investment Company	1010214481	Riyadh
Branch of Al-Saif Stores Development and Investment Company	2511020642	Hafar Al-Batin
Branch of Al-Saif Stores Development and Investment Company	3400017715	Skaka
Al-Saif Household Utensils, Branch of Al-Saif Stores Development and Investment Company	5855064177	Khamis Mushait
Branch of Al-Saif Stores Development and Investment Company	5950028436	Najran
Branch of Al-Saif Stores Development and Investment Company	2052002131	Dhahran
Al-Saif Gallery Trading, Branch of Al-Saif Stores Development and Investment Company	5900029071	Jazan
Al-Saif Gallery for Household Utensils, Branch of Al-Saif Stores Development and Investment Company	4031088383	Makkah
Branch of Al-Saif Stores Development and Investment Company	3350038998	Hail
Al-Saif Gallery Trading, Branch of Al-Saif Stores Development and Investment Company	5851008216	Bisha
Branch of Al-Saif Stores Development and Investment Company	2050089147	Dammam
Branch of Al-Saif Stores Development and Investment Company	2251051049	Hofuf
Branch of Al-Saif Stores Development and Investment Company	3550035969	Tabuk
Branch of Al-Saif Stores Development and Investment Company	1011023345	Kharj
Al-Saif Gallery Trading, Branch of Al-Saif Stores Development and Investment Company	4032047578	Taif



**Al-Saif Stores For Development And Investment Company**  
(A Saudi Joint Stock Company)  
**Notes To The Financial Statements**  
**For The Nine Months Period Ended 30 September 2023**  
(All amounts in Saudi Riyals unless otherwise stated)

**1. THE COMPANY, ITS SUBSIDIARIES AND ITS BUSINESS ACTIVITIES (CONTINUED)**

The branches of the Group (continued):

Al-Saif Gallery Trading CO., Branch of Al-Saif Stores Development and Investment Company	4650078386	Medina
Branch of Al-Saif Stores Development and Investment Company	1131050364	Buraydah
Al-Saif Gallery Trading, Branch of Al-Saif Stores Development and Investment Company	4030280833	Jedda
Branch of Al-Saif Stores Development and Investment Company	5850069251	Abha
Branch of Al-Saif Stores Development and Investment Company	2057009162	Khafji
Al-Saif Gallery Trading, Branch of Al-Saif Stores Development and Investment Company	4700020176	Yanbu
Al-Saif Hall for household utensils, Branch of Al-Saif Stores Development and Investment Company	1010245983	Riyadh
Al-Saif Gallery Trading, Branch of Al-Saif Stores Development and Investment Company	1132011128	Alrass
Al-Saif Gallery Trading, Branch of Al-Saif Stores Development and Investment Company	2055122895	Jubail
Branch of Al-Saif Stores Development and Investment Company	1010183788	Riyadh
Branch of Al-Saif Stores Development and Investment Company	1128181636	Unaizah
Branch of Al-Saif Stores Development and Investment Company	5800103809	Albaha
Al-Saif Stores Development and Investment Company	1116623206	Dawadmi
Al-Saif Gallery Trading	5860612372	Mahayel Aseer
Branch of Al-Saif Stores Development and Investment Company	1010283196	Riyadh
Branch of Al-Saif Stores Development and Investment Company	1010664452	Riyadh
Branch of Al-Saif Stores Development and Investment Company	1010672622	Riyadh
Branch of Al-Saif Stores Development and Investment Company	2051232518	Khobar
Suleiman Mohammad Al-Saif Gallery for household utensils, branch of Al-Saif Stores Company for Development and Investment	4031088373	Makkah
Branch of Al-Saif Stores Development and Investment Company	3450178614	Arar
Al Saif Gallery Trading - UAE	4605329	Abu Dhabi
Al Saif Gallery Trading - UAE	116640	Ajman
Al Saif Gallery Kuwait	468654	Kuwait

**2. BASIS OF PREPARATION**

**2.1 STATEMENT OF COMPLIANCE**

These interim condensed consolidated financial statements have been prepared in accordance with International Accounting Standard ("IAS") 34 "Interim Financial Reporting" that is endorsed in the Kingdom of Saudi Arabia and other standards and pronouncements endorsed by the Saudi Organization for Chartered and Professional Accountants ("SOCPA").

The results for the nine-month period ended 30 September 2023 are not necessarily indicative of the results that may be expected for the financial year ending 31 December 2023.

These interim condensed consolidated financial statements do not include all the information and disclosures required in the annual consolidated financial statements and should be read in conjunction with the Group's consolidated financial statements for the year ended 31 December 2022.

**2.2 BASIS OF MASUREMENT**

These interim condensed consolidated financial statements are prepared under the historical cost method except for the investments that are measured at fair value.

**2.3 FUNCTIONAL AND PRESENTATION CURRENCY**

These interim condensed consolidated financial statements are presented in Saudi Riyals (SR) which is the functional and presentation currency. All financial information presented in SR has been rounded to the nearest SR, unless otherwise mentioned.

**Al-Saif Stores For Development And Investment Company**  
(A Saudi Joint Stock Company)  
**Notes To The Financial Statements**  
**For The Nine Months Period Ended 30 September 2023**  
(All amounts in Saudi Riyals unless otherwise stated)

---

**2. BASIS OF PREPARATION (CONTINUED)**

**2.4 BASIS OF CONSOLIDATION**

These interim condensed consolidated financial statements include the interim condensed financial statements of the Company and subsidiaries controlled by the Group for the nine-month period ended 30 September 2023. Control is achieved where the Group has the power to govern the financial and operating policies of the investee company so as to obtain benefits from its activities.

Income and expenses of subsidiaries incorporated during the period, if any, are included in the interim consolidated statement of other comprehensive income from the effective date of incorporation and up to the effective date of disposal, as appropriate. Total income of subsidiaries is attributed to the shareholders of the Group and to the non-controlling interests, if any, even if this results in the non-controlling interests having a deficit balance. All significant intergroup transactions and balances between group enterprises have been eliminated in preparing the interim condensed consolidated financial statements.

**3. SIGNIFICANT ACCOUNTING POLICIES**

The accounting policies adopted in the preparation of the interim condensed consolidated financial statements are consistent with those followed in the preparation of the Group's annual consolidated financial statements as at 31 December 2022.

**3.1 Significant accounting judgements, estimates, and assumptions**

In preparing these interim condensed financial statements, management has made judgments and estimates that affect the application of accounting policies and the reported amounts of assets and liabilities, income and expense. The estimates and associated assumptions are based on historical experience and various other factors that are believed to be reasonable under the circumstances, the result of which form the basis of making judgments about the carrying values of assets and liabilities that are not readily apparent from other sources. Actual results may differ from these estimates.

The estimates and underlying assumptions are reviewed on an ongoing basis. Revision to accounting estimates are recognized in the period in which the estimates are revised if the revision affects only that period, or in the period of the revision and future periods if the revision affects both current and future periods.

The significant judgments made by management in applying the Group's accounting policies and the key sources of estimation uncertainty were the same as those described in the last annual consolidated financial statements for the year ended 31 December 2022.

**Going concern**

The Group's management has made an assessment of the Group's ability to continue as a going concern and is satisfied that the Group has the resources to continue in business for the foreseeable future. Furthermore, the management is not aware of any material uncertainties that may cast significant doubt on the Group's ability to continue as a going concern. Accordingly, these interim condensed consolidated financial statements have been prepared on a going concern basis.

**4. NEW AMENDED STANDARDS AND INTERPRETATIONS:**

There are no new standards issued, however, there are number of amendments to standards which are effective from 01 January 2023 and the details of the same has been explained in annual consolidated financial statements for the year ended 31 December 2022, but they do not have a material effect on the Group's interim condensed consolidated financial statements.



**Al-Saif Stores For Development And Investment Company**  
(A Saudi Joint Stock Company)  
**Notes To The Financial Statements**  
**For The Nine Months Period Ended 30 September 2023**  
(All amounts in Saudi Riyals unless otherwise stated)

**5. RELATED PARTIES**

The related parties are the Shareholders of the Group and the Companies owned by the shareholders (associated companies). The terms of these transactions are approved by the Group's management.

The following are the most important transactions with related parties and the balances resulting from them:

Description	Relationship	Nature of transactions	30 September 2023 (Unaudited)	30 September 2022 (Unaudited)
Nawat Real Estate Investment Company	Associate	Expense paid on behalf of the company	6,967,390	6,793,707
		Receipt against sale of land	35,000,000	-
Suleiman Muhammad Salih Al-Saif	Shareholder	Expenses paid on behalf of the shareholder	1,880,842	8,275,269
Al-Saif Coffee Trading Company	Associate	Purchases	1,096,944	844,463
Al-Saif Commercial Agencies Company	Associate	Purchases	4,612,730	28,809,312

**Balances as at**

Due from related party	30 September 2023 (Unaudited)	31 December 2022 (Audited)
Nawat Real Estate Investment Company	-	35,000,000
	-	35,000,000

Due to related parties	30 September 2023 (Unaudited)	31 December 2022 (Audited)
Al-Saif Commercial Agencies Company	27,714,216	24,905,711
Al-Saif Coffee Trading Company	238,830	-
Nawat Real Estate Investment Company	6,951,470	-
	34,904,516	24,905,711

**Remunerations of the Company's key management personnel**

Key management personnel are those persons, including the Board of Directors, Managing Director, Chief Financial Officer and top executives having authority and responsibility for planning, directing and controlling the activities of the Group, directly or indirectly.

The total remunerations of Group's key management personnel for the period ended 30 September 2023 amounted to SR 2,892,816 (30 September 2022: SR 2,263,512). Such remuneration includes fees, basic salaries, bonuses and other benefits as per the Group's policies.

**6. FINANCIAL ASSETS CARRIED AT FVTPL**

	30 September 2023 (Unaudited)	31 December 2022 (Audited)
Additions during the period / year	85,768,626	248,051,797
Disposals during the period / year	(86,253,376)	(246,440,932)
Gain / (loss) on sale of financial assets at FVTPL	484,750	(1,610,865)
Balance at end of the period / year	-	-

**Al-Saif Stores For Development And Investment Company**  
(A Saudi Joint Stock Company)  
**Notes To The Financial Statements**  
**For The Nine Months Period Ended 30 September 2023**  
(All amounts in Saudi Riyals unless otherwise stated)

**7. SHARE CAPITAL**

During the period, the Company split the nominal value of the share from SR 10 per share to SR 1 per share and thus the number of the company's shares will become 350,000,000 shares instead of 35,000,000 shares.

The Group's Capital as on 30 September 2023 is SR 350 million (31 December 2022: SR 350 million) distributed over 350 million (31 December 2022: 35 million) shares, with a nominal value of SR 1 per share (31 December 2022: SR 10 per share).

**8. SHORT TERM LOAN**

	<b>30 September 2023</b> <b>(Unaudited)</b>	<b>31 December 2022</b> <b>(Audited)</b>
Balance at the beginning of the period / year	53,652	52,626,976
Obtained during the period / year	93,311,942	103,054,896
Payments made during the period / year	(1,088,259)	(155,628,220)
Balance at the end of the period / year	<b>92,277,335</b>	53,652

The Group has obtained Islamic cash facilities from banks solely to finance working capital requirements, with agreed profit rates ranging from 7.61% to 8.01% (31 December 2022: nil) and maturity period of 6 months.

**9. ZAKAT PROVISION**

	<b>For the nine-month ended</b> <b>30 September 2023</b> <b>(Unaudited)</b>	<b>For the year ended 31</b> <b>December 2022</b> <b>(Audited)</b>
Balance at the beginning of the period / year	7,746,075	6,007,080
Zakat charge for the period / year	4,800,000	7,746,075
Payments made during the period / year	(7,746,075)	(6,528,079)
Prior year adjustment	-	520,999
Balance at the end of the period / year	<b>4,800,000</b>	7,746,075

Zakat return for the year ended 31 December 2022 has been filed and are under review with the Zakat, Tax and Customs Authority ("ZATCA"). The Group has obtained a certificate from the ZATCA valid 21 Shawwal 1445H corresponding to 30 April 2024.

The Group has closed all zakat assessments up to 2018. The Group has no open assessment orders to the date of issuance of interim condensed consolidated financial statements.

**10. CONTINGENCIES AND COMMITMENTS**

**a) Contingencies**

Contingencies represent open letters of credit for purchasing goods of SR 139.7 million from local banks at 30 September 2023 (31 December 2022: SR 54.1 million).

**b) Commitments**

There are no capital commitments made by the Group at 30 September 2023 and 31 December 2022.

**11. REVENUE**

	<b>For the nine-month period ended</b> <b>30 September 2023</b> <b>(Unaudited)</b>	<b>30 September 2022</b> <b>(Unaudited)</b>
Revenue	<b>527,048,947</b>	550,705,491



**Al-Saif Stores For Development And Investment Company**  
(A Saudi Joint Stock Company)  
**Notes To The Financial Statements**  
**For The Nine Months Period Ended 30 September 2023**  
(All amounts in Saudi Riyals unless otherwise stated)

**11. REVENUE (CONTINUED)**

The following table sets out the Group's revenue disaggregated by type:

Retail branches	465,206,653	497,570,717
E-commerce	54,450,219	47,631,279
Wholesale	7,392,075	5,503,495
	<b>527,048,947</b>	<b>550,705,491</b>

Revenue relates to Kingdom of Saudi Arabia, United Arab Emirates and State of Kuwait. The following table sets out the Group's revenue disaggregated by geographical market:

	<b>For the nine-month period ended</b>	
	<b>30 September 2023</b>	<b>30 September 2022</b>
	<b>(Unaudited)</b>	<b>(Unaudited)</b>
Kingdom of Saudi Arabia	496,302,647	550,705,491
United Arab Emirates	24,355,875	-
State of Kuwait	6,390,425	-
	<b>527,048,947</b>	<b>550,705,491</b>

**12. EARNINGS PER SHARE**

The calculation of the basic and diluted earnings per share is based on the following data:

	<b>For the nine-month period ended</b>	
	<b>30 September 2023</b>	<b>30 September 2022</b>
	<b>(Unaudited)</b>	<b>(Unaudited)</b>
		<b>(Restated)</b>
Income for the period	81,094,573	101,720,311
Weighted average number of ordinary shares for the purpose of basic earnings	350,000,000	350,000,000
Earnings per share (SR) -Basic and Diluted	0.23	0.29

Earnings per share is calculated by dividing the net profit for the period with revised number of shares following the change in nominal value per share from SR 10 to SR 1 per share and prior comparatives have been restated accordingly.

There are no diluted shares which are convertible to basic shares at the period end.

**13. FAIR VALUES OF FINANCIAL ASSETS AND LIABILITIES**

Fair value is the price that would be received to sell an asset or paid to transfer a liability in an orderly transaction between market participants at the measurement date. Underlying the definition of fair value is the presumption that the Group is a going concern and there is no intention or requirement to curtail materially the scale of its operations or to undertake a transaction on adverse terms.

A financial instrument is regarded as quoted in an active market if quoted prices are readily and regularly available from an exchange dealer, broker, industry group, pricing service, or regulatory agency, and those prices represent actual and regularly occurring market transactions on an arm's length basis.

When measuring the fair value, the Group uses market observable data as far as possible. Fair values are categorized into different levels in a fair value hierarchy based on the inputs used in the valuation techniques as follows.

Level 1: Quoted prices (unadjusted) in active markets for identical assets or liabilities that can be accessed at the measurement date.

Level 2: Inputs other than quoted prices included in Level 1 that are observable for the asset or liability, either directly (i.e. as prices) or indirectly (i.e. derived from prices).

Level 3: Inputs for the asset or liability that are not based on observable market data (unobservable inputs).

**Al-Saif Stores For Development And Investment Company**  
(A Saudi Joint Stock Company)  
**Notes To The Financial Statements**  
**For The Nine Months Period Ended 30 September 2023**  
(All amounts in Saudi Riyals unless otherwise stated)

---

**13. FAIR VALUES OF FINANCIAL ASSETS AND LIABILITIES (CONTINUED)**

The Group's financial assets consist of cash and bank balances, investments and other receivables, its financial liabilities consist of trade payables, financial facilities and other liabilities.

The Group's management determines the policies and procedures for both recurring fair value measurement and for non-recurring measurement.

The fair value of financial assets and financial liabilities, including their levels in the fair value hierarchy. It does not include fair value information for financial assets and financial liabilities not measured at fair value if the carrying amount is a reasonable approximation of fair value.

**14. STATUTORY RESERVE**

During the period, in Extraordinary General Assembly meeting, it was approved that the transfer of statutory reserve amounting to SR 25.58 million in the financial statements for the year ended on 31 December 2022 to retained earnings.

**15. DIVIDEND**

On 04 Dhu'l Hijjah 1444H (corresponding to 22 June 2023) and 12 Safar 1445H (corresponding to 28 August 2023), the Extraordinary General Assembly approved distribution of cash dividends for the first quarter and second quarter of 2023 respectively amounting to SAR 35 million for each quarter (at SAR 0.1 per share) and paid during the period.

On 28 Dhu'l Hijjah 1443H (corresponding to 27 June 2022) the General Assembly had approved the interim dividends of SAR 65 million and paid during the period.

**16. SUBSEQUENT EVENTS**

Subsequent to period end, the Group has made a lease agreement for a new branch in Muscat, Sultanate of Oman for expansion of business. The operation has not been commenced at period end.

There are no other significant subsequent events since the period end that require disclosure or adjustment in these interim condensed consolidated financial statements.

**17. APPROVAL OF THE INTERIM CONDENSED CONSOLIDATED FINANCIAL STATEMENTS**

The Group's interim condensed consolidated financial statements for the nine-month period ended 30 September 2023 have been approved by the Board of Directors on 08 November 2023 corresponding to 24 Rabi' Al-Thani 1445H.