

# Jadwa GCC Equity Fund

## Monthly Fund Fact Sheet - 30 April 2019

جدوى للاستثمار  
Jadwa Investment



### Investment Objective:

To provide long-term capital growth by investing in GCC equity markets. The Fund invests its assets in a diversified portfolio comprised of Shariah-compliant companies listed on the GCC equity markets, using a multi-strategy approach. The Fund may also invest up to 25% of its assets in other approved Shariah-compliant investment funds.

**Inception Date:** June 30, 2007

**Base Currency:** SAR

**Benchmark:**  
S&P GCC Composite Shariah

**Unit Price:** 311.3697

**Net Asset Value:** SAR 20.84mn

**Valuation Days:** Each business day

**Cut-off time:** 10 am business day

**Management Fee:** 1.95%

**Subscription Fee:** Up to 3%

**Min Initial Subscription:** SAR 50,000

**Min. Add'l Sub/Red:** SAR 25,000

### Identification Tickers:

**Bloomberg:** JADGCCE  
**Lipper:** LP65077655

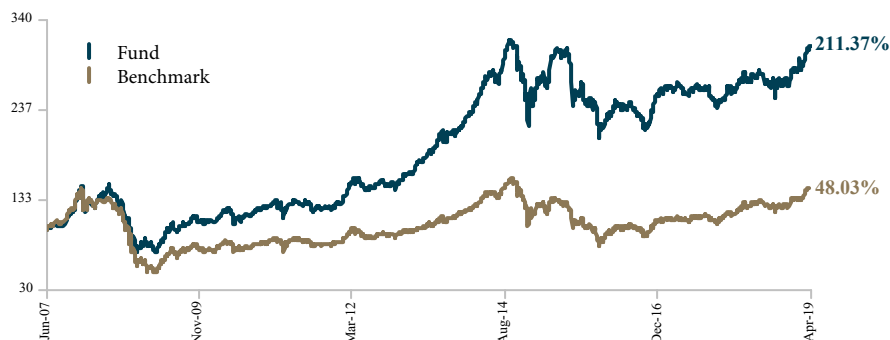
### Contact Info:

9661 1 279 1111  
Sky Towers, King Fahd Rd  
PO BOX 60677  
Riyadh 11555  
Kingdom of Saudi Arabia

[www.jadwa.com](http://www.jadwa.com)

Disclaimer: Jadwa Investment or its directors, staff, or affiliates makes no warranty, representation or undertaking whether expressed or implied, nor does it assume any legal liability, whether direct or indirect, or responsibility for the accuracy, completeness, or usefulness of any information that is contained in this material. It is not the intention of this material to be used or deemed as an advice, option or for any action that may take place in future. Unless otherwise stated, all information contained in this material shall not be reproduced, in whole or in part, without the specific written permission of Jadwa Investment. The content of this document is for information purposes only. Jadwa Investment does not hold itself out as providing legal, financial or other advice via this document. Investments in Jadwa's products are governed by their Terms and Conditions. Some products are exposed to foreign currencies and changes in currency exchange rates may have an adverse effect on the value and price. The product's value is subject to fluctuations and the investor may not receive the full amount that is originally invested. The information provided in this document may be changed at any time without prior notice. Past performance is not indicative of future returns. Jadwa Investment is authorized and regulated by the Capital Market Authority of Saudi Arabia.

### Performance Since Inception

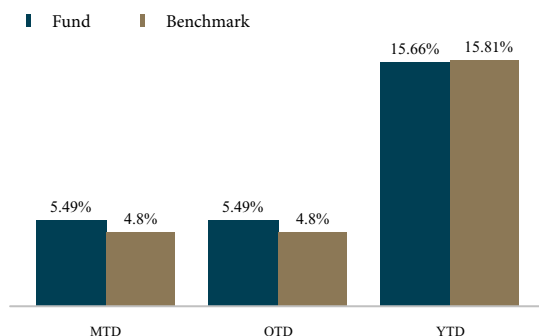


\*Rebased

### Cumulative Performance vs Benchmark

	Fund	Benchmark	Variance
Annualized (Since Inception)	10.06%	3.37%	6.70%
Since Inception	211.37%	48.03%	163.34%
1-Year	12.61%	14.30%	-1.69%
3-Year	25.82%	40.41%	-14.59%
5-Year	14.12%	5.81%	8.32%

### Current Year Returns

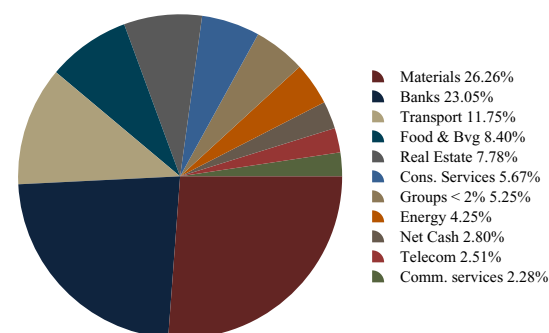


### Top 5 Weights

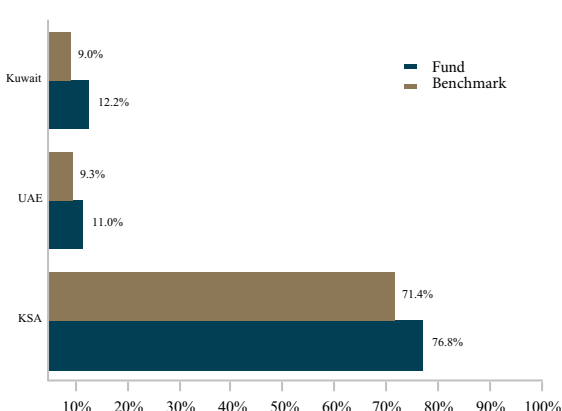
	Fund	Benchmark	Variance
Al Rajhi	11.24%	18.86%	-7.62%
SABIC	8.47%	10.46%	-1.99%
SAFCO	5.01%	1.60%	3.41%
Agility	4.90%	1.06%	3.84%
Al Inma	4.66%	3.99%	0.66%

**Top 5 Total**      **34.27%**      **35.97%**

### Sector Weights



### Geographical Allocation



### Fund Focus

