

اسمنت اليمامة  
YAMAMA CEMENT



2021

**Yamama Cement Co.**

Investors Presentation – 30 Sep 2021

# Background

YAMAMA CEMENT Company (a public shareholding company) was established in Riyadh with a capital of currently 2,025 million riyals, by Prince Mohammed bin Saud Al-Kabeer in 1956 with the aim of manufacturing and trading cement. YAMAMA CEMENT Company is the oldest cement company in the central region and the third of its kind in the Kingdom; as more than half a century has passed since its establishment, and by the grace of Allah, the company contributed to the renaissance of this blessed country through the production of cement, which is the most important basic product in urban development.

- Joint stock company.
- Capital of SR 202,5 billion.
- 202,5 million shares.
- Manufacturing facilities and head office are in Riyadh.
- 700 employees.

# Production Lines

KILN		CLINKER CAPACITY (Tons /Day)	CLINKER CAPACITY (Tons /Year)	PRODUCTION START UP
CURRENT FACTORY	1	300	96,000	1966
	2	800	256,000	1972
	3	1,500	480,000	1978
	4	1,500	480,000	1978
	5	1,500	480,000	1982
	6	3,000	960,000	1985
	7	10,000	3,200,000	2007
NEW FACTORY	2 lines	10,000 Per line	3,200,000 Per line	

# Quality Management System

Yamama sticks to quality policy in all processes of cement production,

Yamama obtained ISO 9001:2015



Yamama state-of-the-art compact laboratory automation system ensure that cement produced is in line with international quality standards.

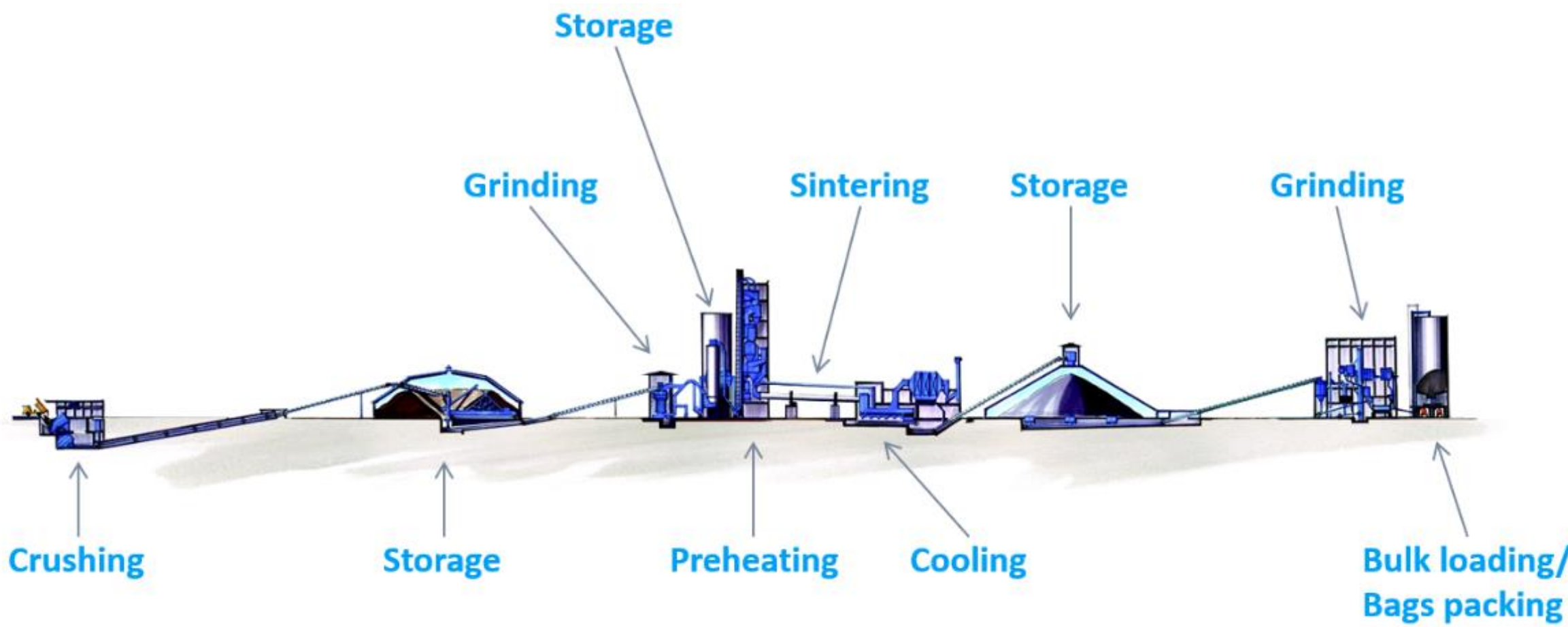
اسمنت اليهامة  
YAMAMA CEMENT



# Occupational health and safety & Environmental management







# Types Of Cement

**Type 1**

Ordinary Portland  
Cement (OPC)

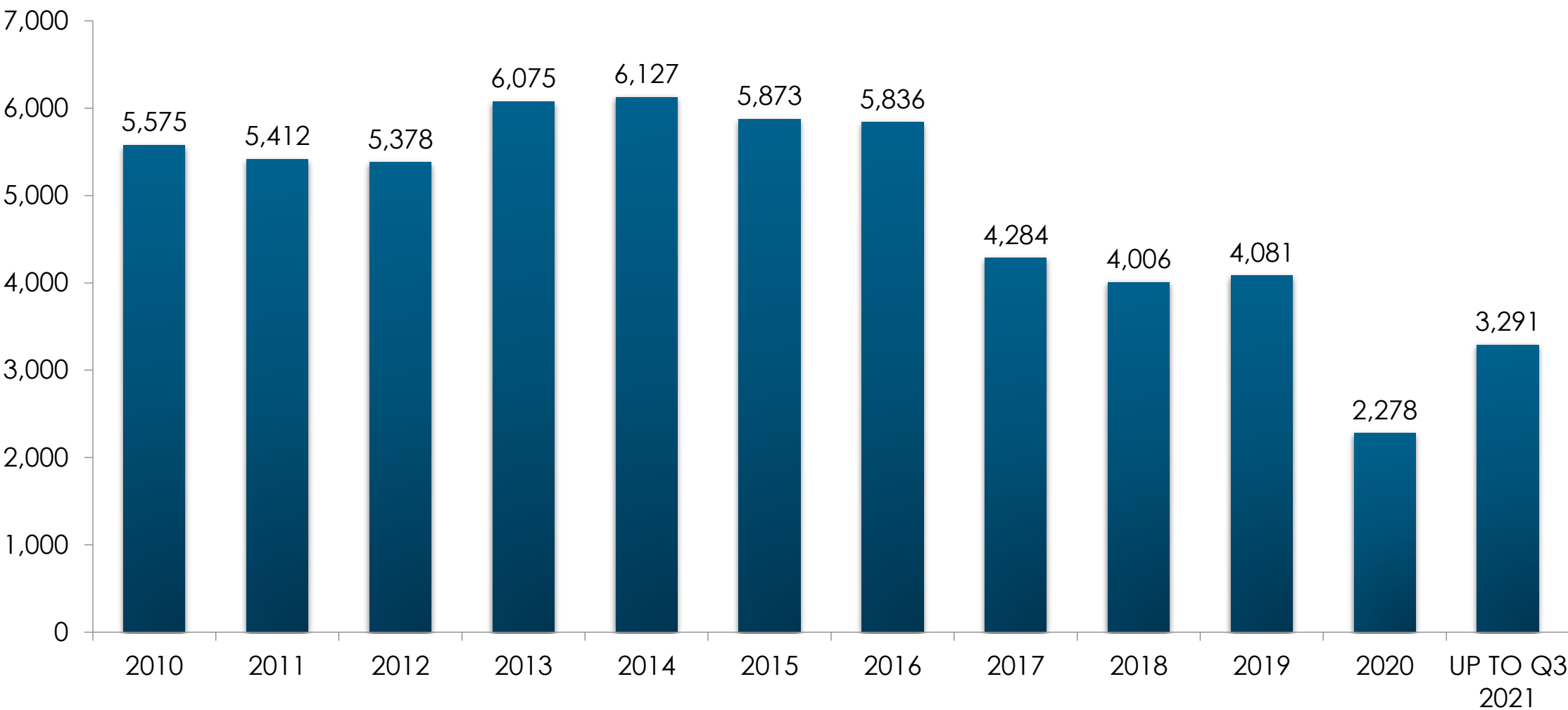
**Type 5**

Sulphate Resistant  
Cement (SRC)

Finishing  
Cement

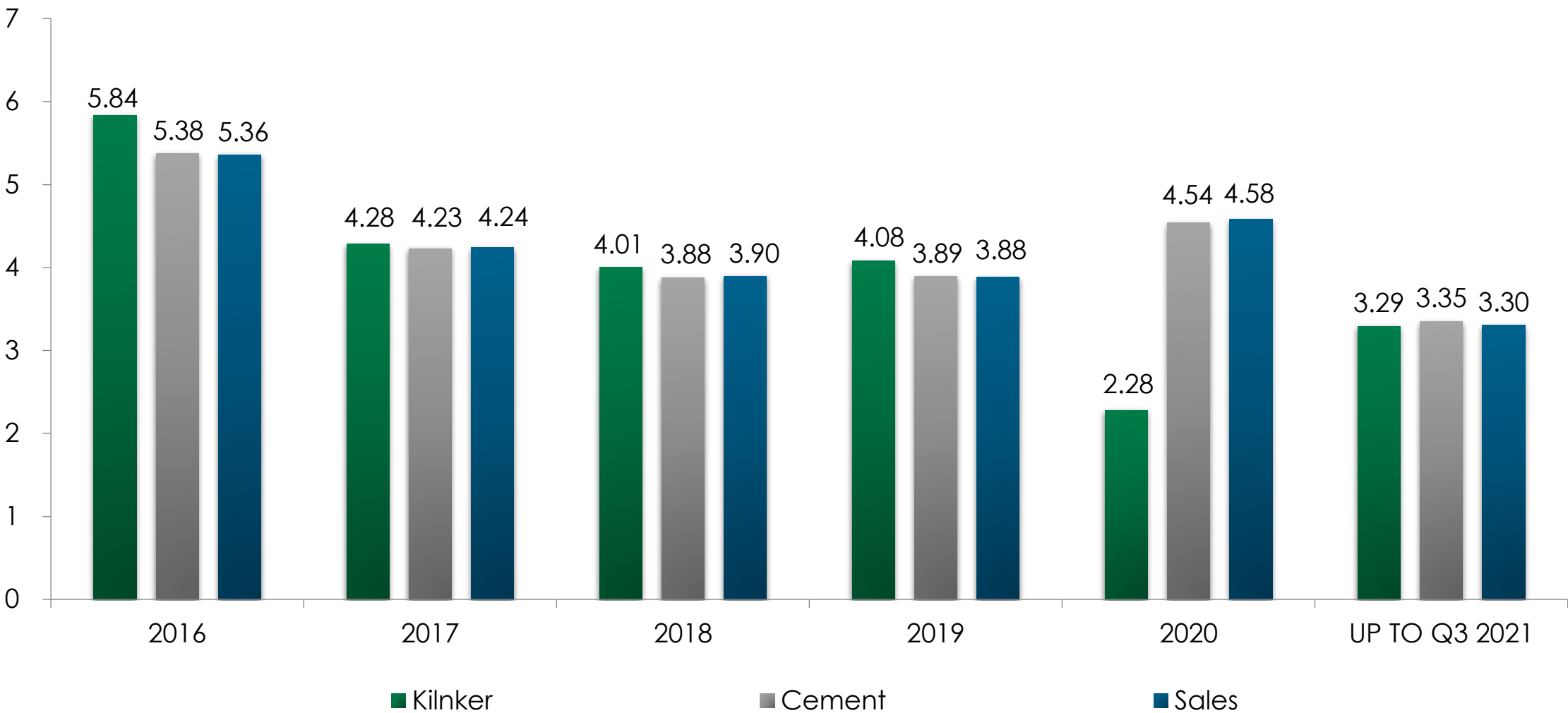


Production Clinker (2010 – UP TO Q3 2021) (In thousand)

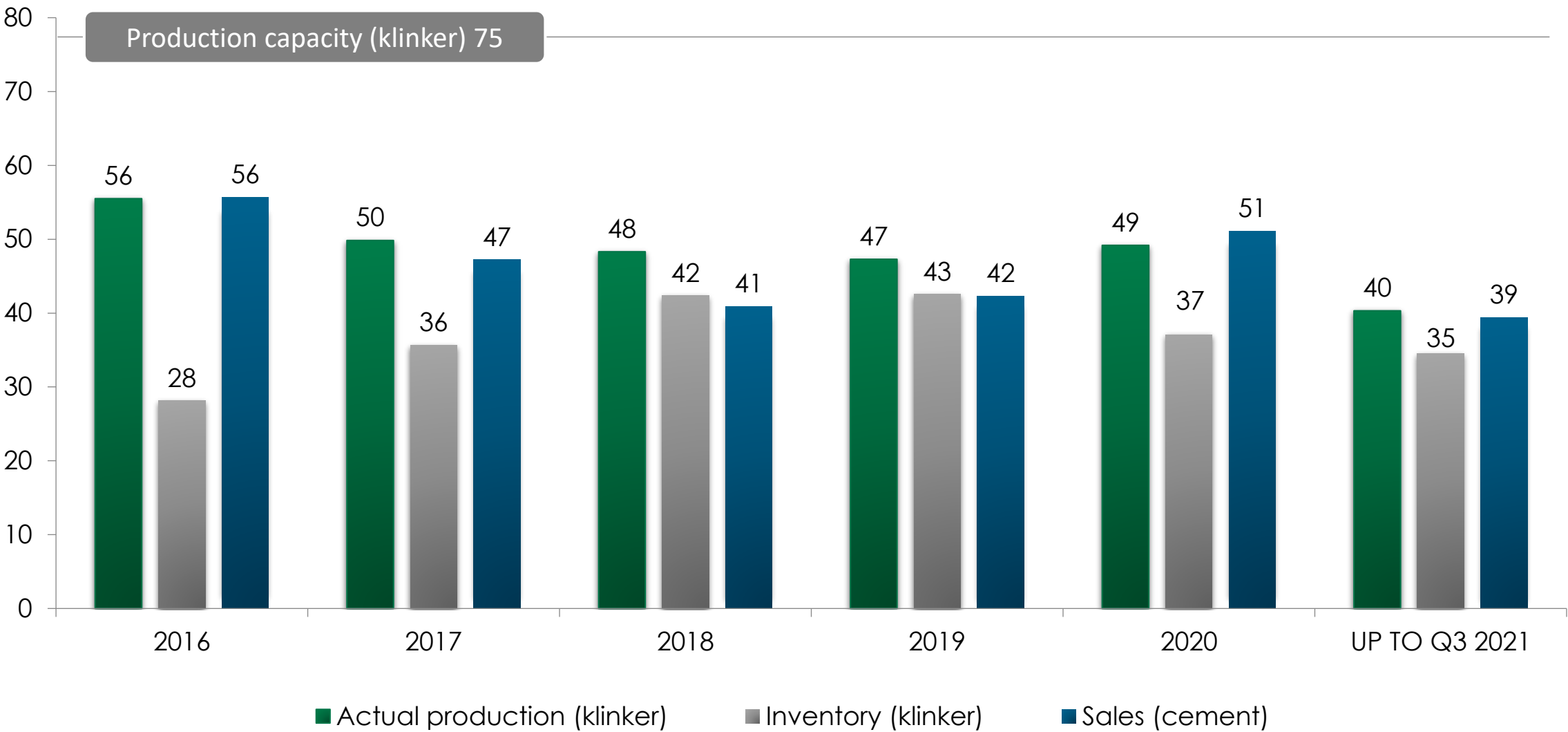




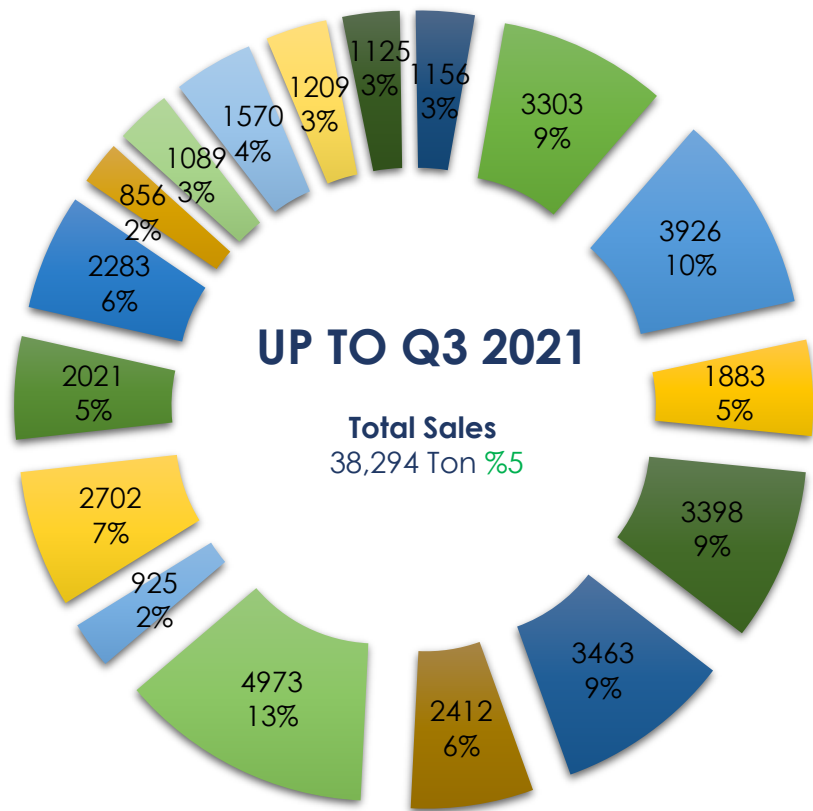
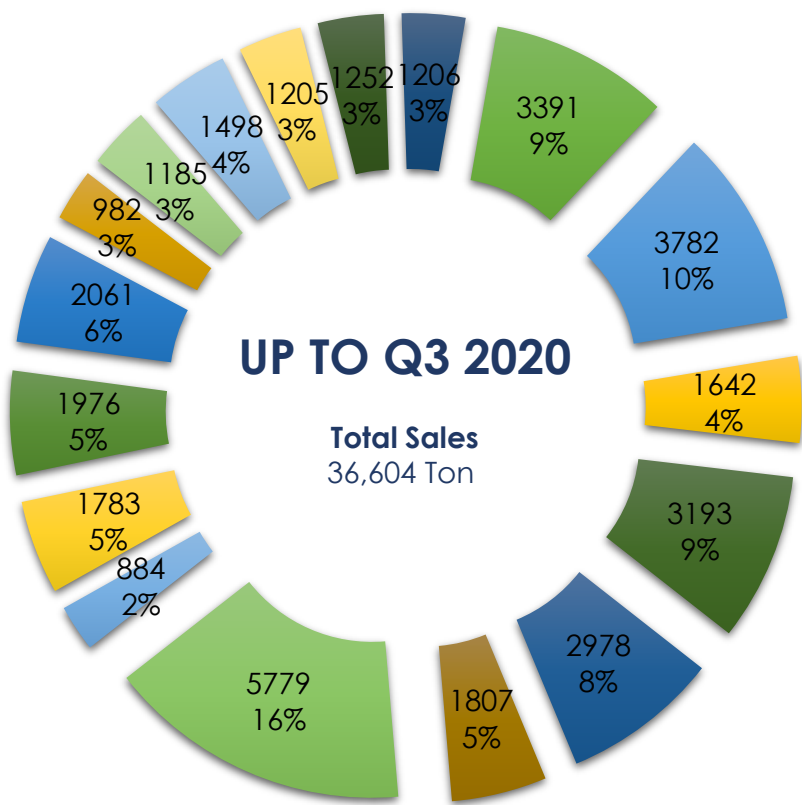
# Production (Clinker & Cement) – Sales (In Million)



# Capacity Utilization + Sales + Inventory (In Million) (KSA)

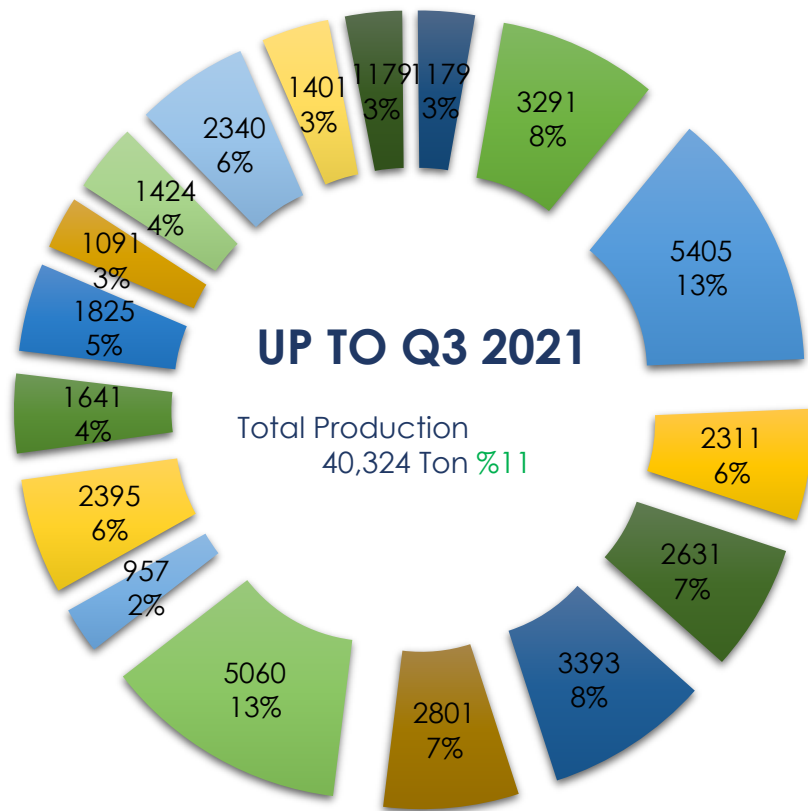
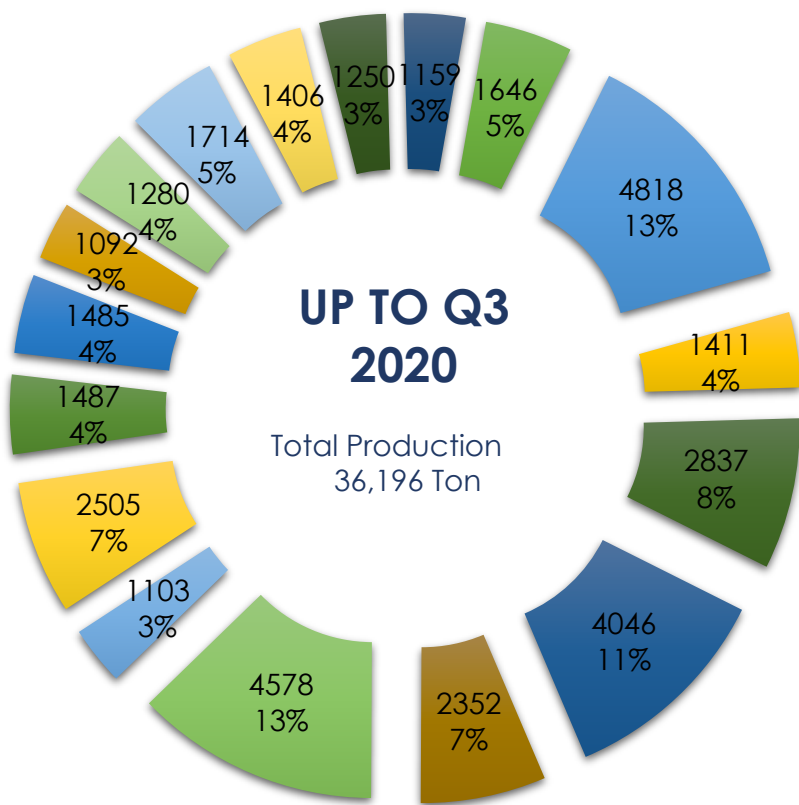


# Local Market Share (UP TO Q3 2020-2021) (In thousand)



- Yamama
- Saudia
- Eastern
- Qassem
- Yanbu
- Arabia
- Southern
- Tabuk
- Riyadh
- Najran
- Madinah
- North
- Aljouf
- Alsafwa
- Hail
- UmAlqura
- United

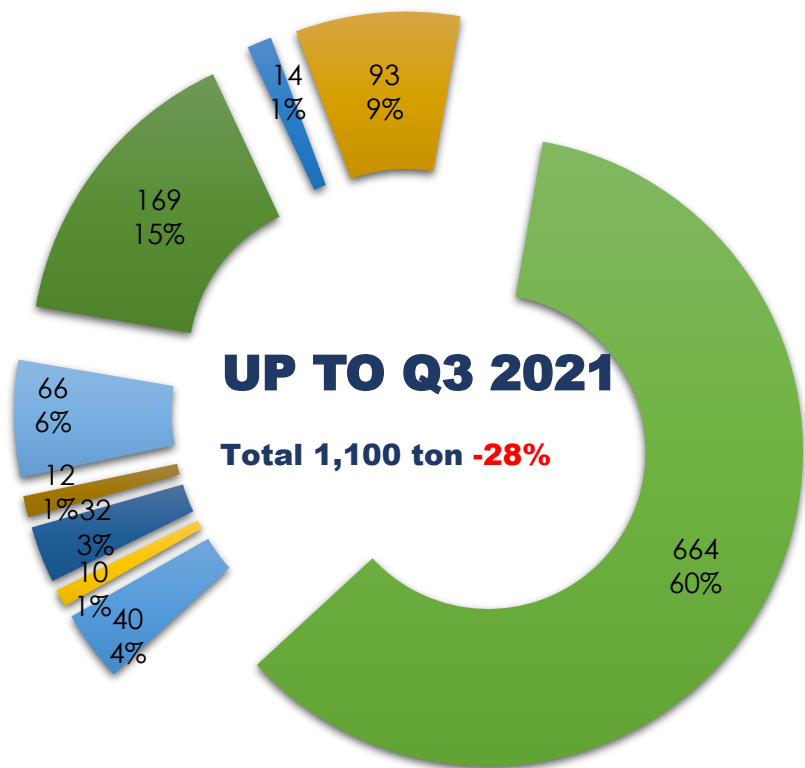
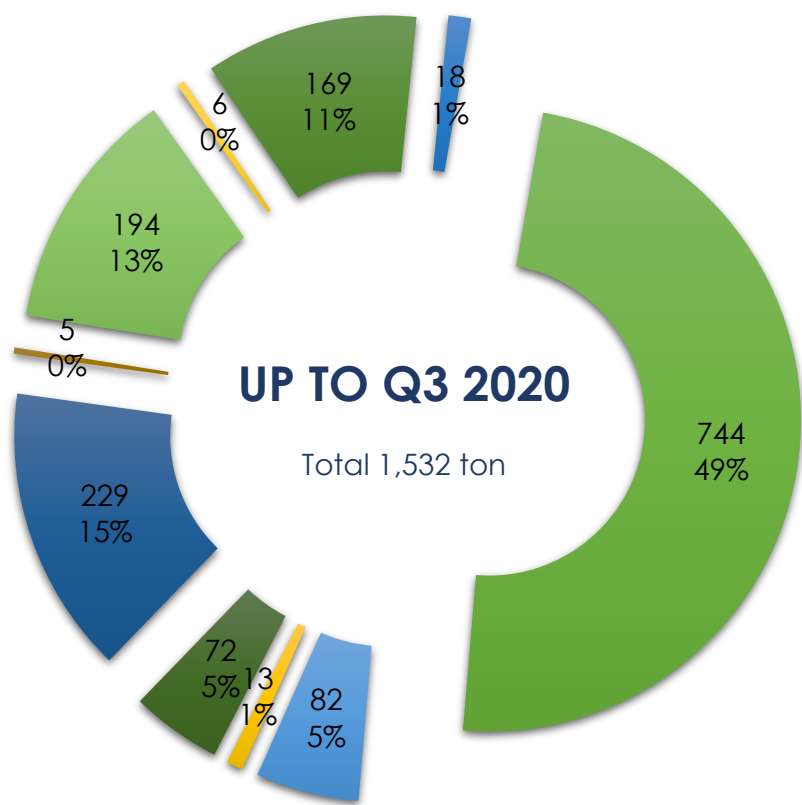
Production Clinker (UP TO Q3 2020-2021) (In thousand)



- Yamama
- Saudia
- Eastern
- Qassem
- Yanbu
- Arabia
- Southern
- Tabuk
- Riyadh
- Najran
- Madinah
- North
- Aljouf
- Alsafwa
- Hail
- UmAlqura
- United

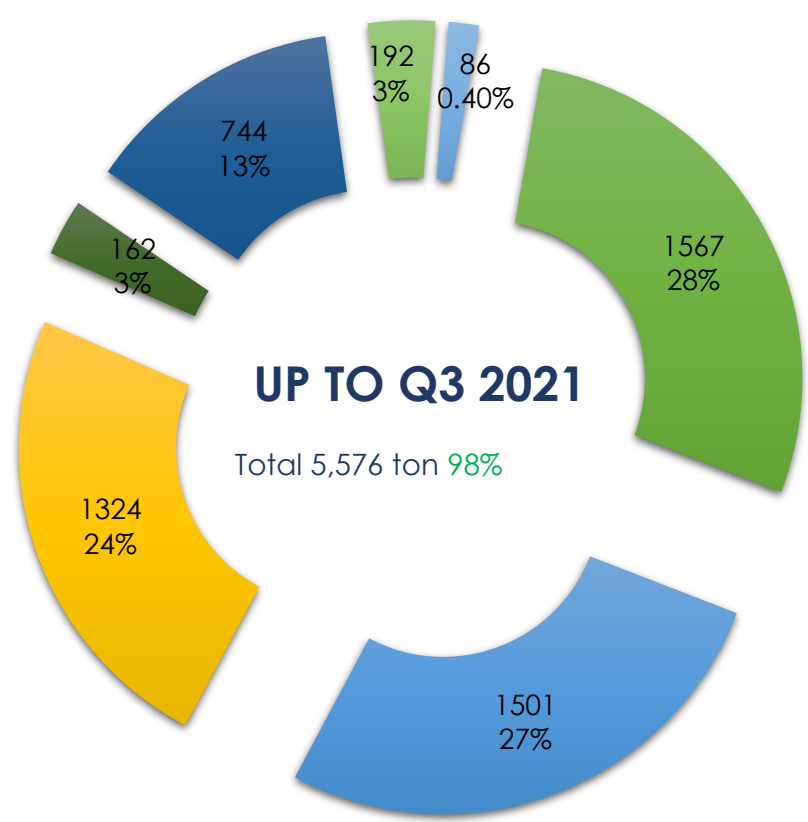
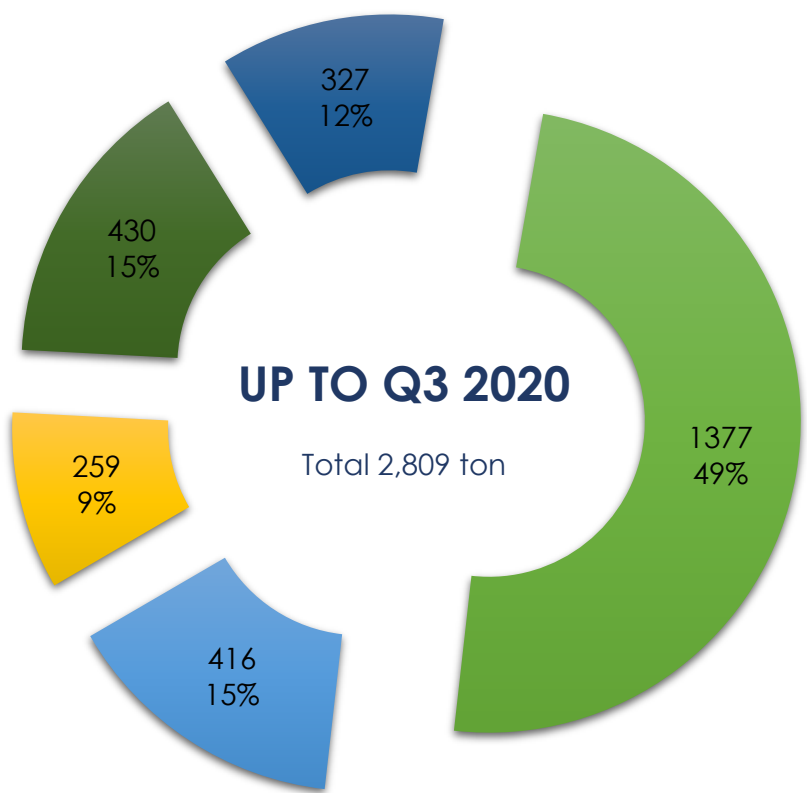


# Cement Export (UP TO Q3 2020-2021) (In thousand)



- Saudia
- Eastern
- Hail
- Qassem
- Yanbu
- Southern
- Tabuk
- Alsafwa
- Riyadh
- Najran
- Aljouf
- Arabia

# Clinker Export (UP TO Q3 2020-2021) (In thousand)



- Saudia
- Yanbu
- Arabia
- Southern
- Alsafwa
- Tabuk
- North
- Aljof
- Eastern

## 1) **Production lines**

- a) Date of signing the contract Was On 24-11-2015 with ThyssenKrupp Industrial Solutions (TKIS) (German company) to established two lines with 10,000 TPD each.
- b) Contract price 2.8 Billion SR.
- c) Percentage of complication was 95%.

## 2) **Power plant**

- a) Date of signing the contract Was On 27-06-2016 with Wärtsilä (Finland).
- b) Contract price 480 Million SR.
- c) Percentage of complication was 99%.

## 3) **Fuel supply**

- a) Date of signing the contract Was On 12-10-2016 with Gas Arabian (Saudi).
- b) Contract price 296 Million SR.
- c) Percentage of complication was 99%.
- d) The type of fuel used : GAS thru Pipeline ; crude oil will be used as well

Key Financial Results (In thousand)

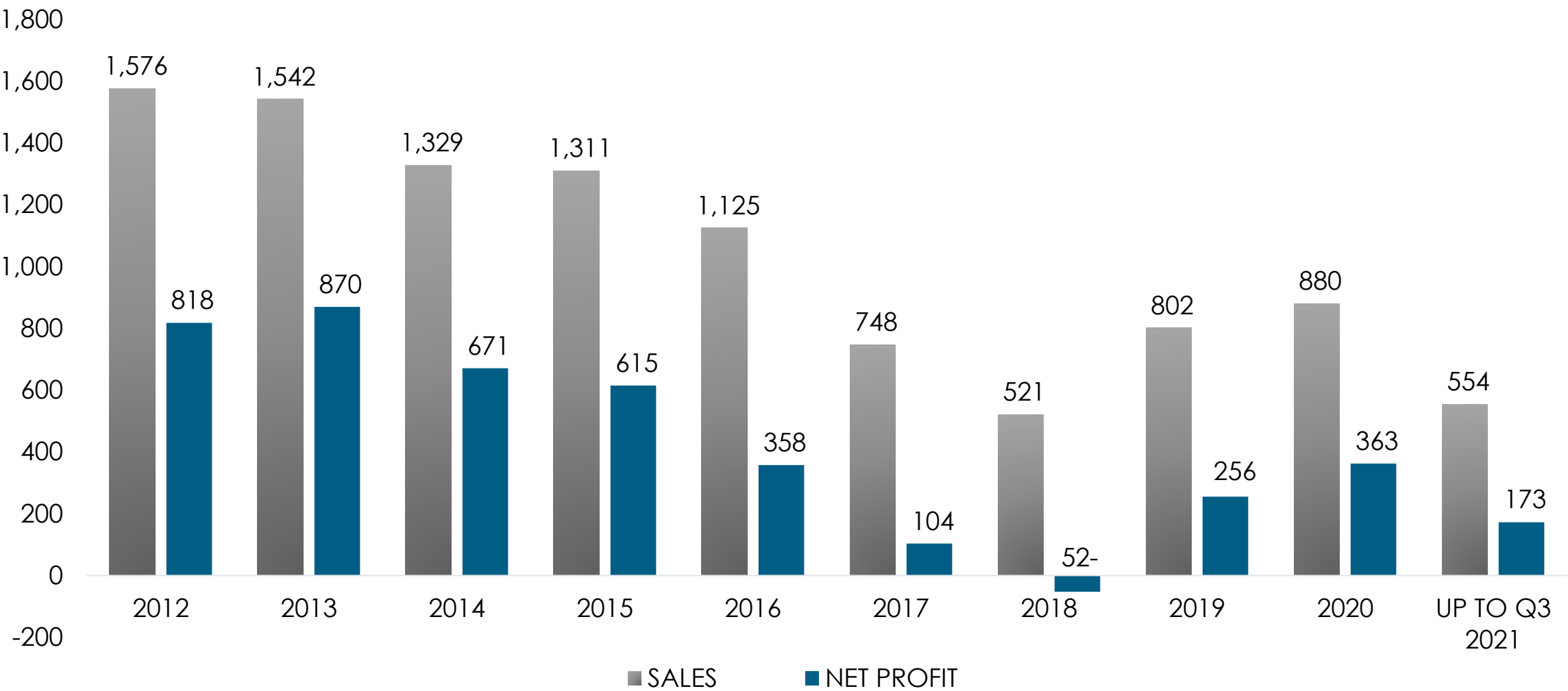
	UP TO Q3 2021	UP TO Q3 2020	Change %
Sales	706,793	553,504	-28%
Sales Cost	368,598	331,342	-11%
Other Revenues	9,003	6,096	48%
Total Expenses	44,142	51,672	15%
Net Income	172,523	270,118	36%



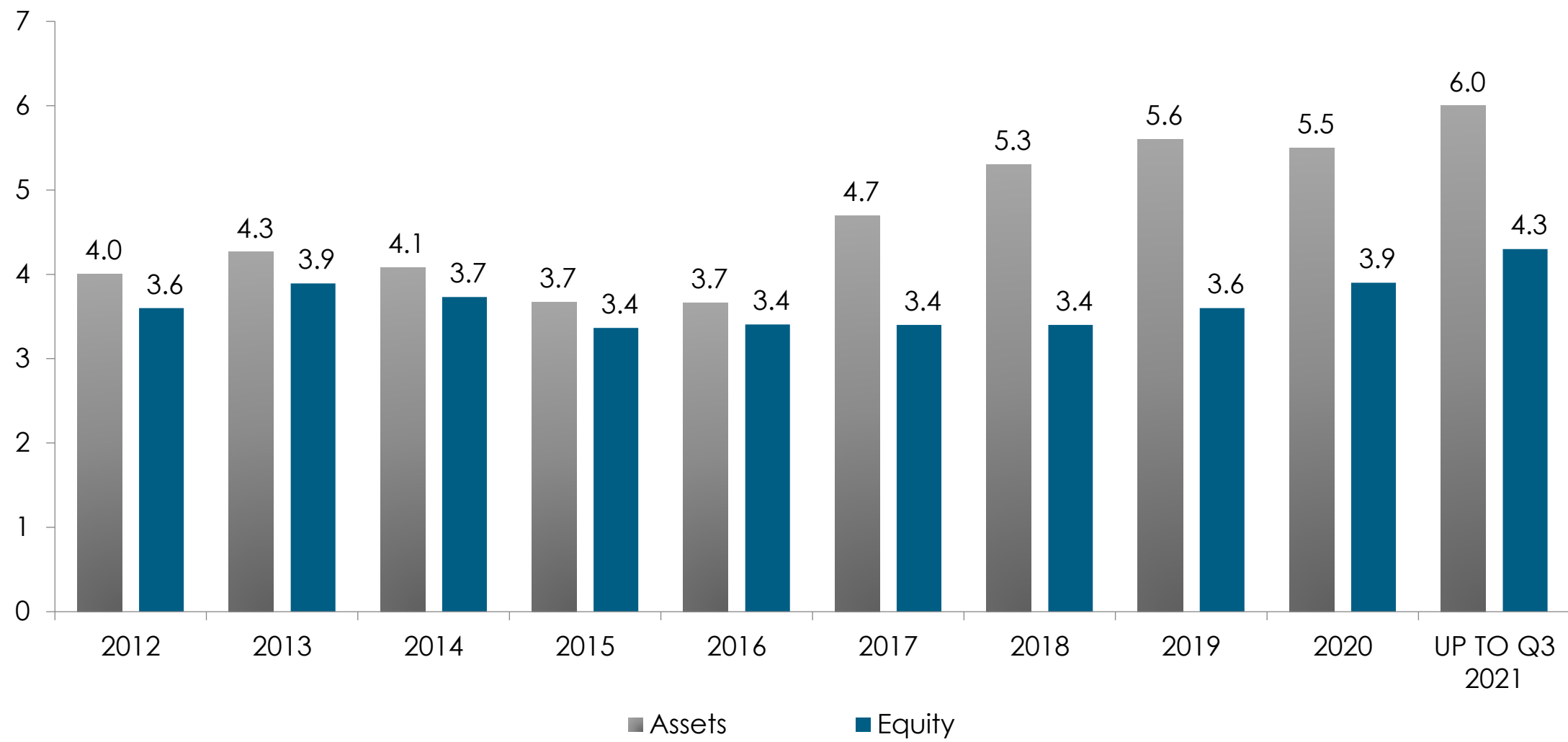
## Financial Summary (In million)

	<b><u>2016</u></b>	<b><u>2017</u></b>	<b><u>2018</u></b>	<b><u>2019</u></b>	<b><u>2020</u></b>	<b><u>UP TO Q3 2021</u></b>
Total Assets	3,661	4,659	5,308	5,571	5,540	5,958
Other Liabilities	256	269	288	359	346	481
Debt	0	950	1,651	1,572	1,308	1,178
Equity	3,405	3,470	3,369	3,640	3,927	4,299
Debt to Equity ratio	0%	28%	49%	43%	34%	27%
Sales	1,125	748	521	802	880	554
Net profit	366	91	-52	256	363	173
Net profit margin	33%	12%	-10%	32%	41%	31%
Dividends	202	0	0	101	0	0
Dividend's payout	55%	0%	0%	39%	0%	0%
Return on Assets	9%	2%	-1%	5%	7%	3%
Return on Equity	10%	3%	-1.50%	7%	9%	4%
Earning per share	1.82	0.45	-0.25	1.27	1.79	0.86

# Sales and Net Profit (SR million)



# Asset and Shareholders Equity (SR million)



# Social Responsibility

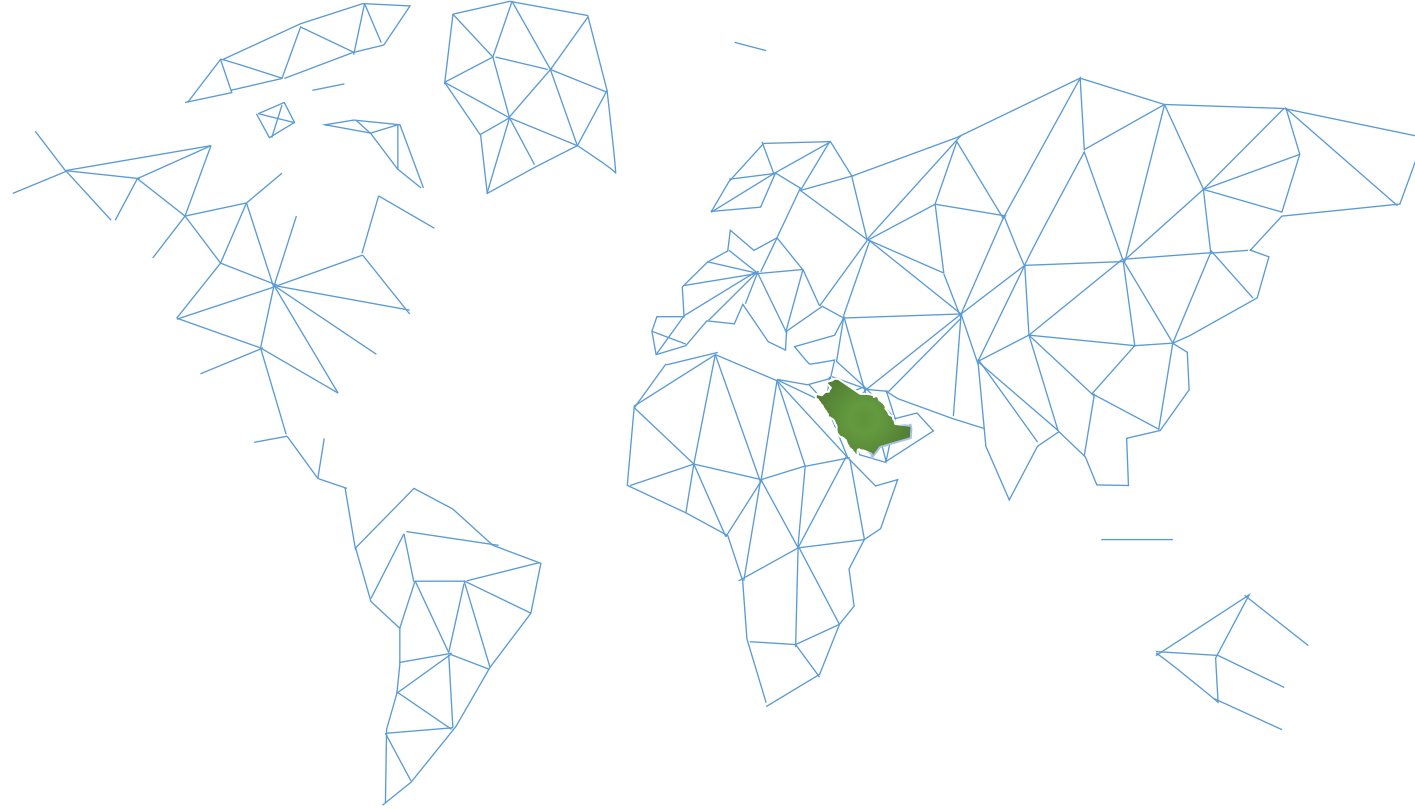


اسمنت اليهامة  
YAMAMA CEMENT



Information contained in this presentation is subject to change without further notice, its accuracy is not guaranteed, and it may not contain all material information concerning the company. We do not make any representation regarding, and assume no responsibility or liability for, the accuracy or completeness of, or any errors or omissions in, to any information contained herein.

This presentation is strictly not to be distributed without the explicit consent of Yamama Cement Company management under any circumstances.



**Thank you.**

For a copy of this presentation can be access for the company's website: [www.yamamacement.com](http://www.yamamacement.com)  
For ease of communication with Investor Relations Section we established e-mail to receive any questions. [IR@yamamcement.com](mailto:IR@yamamcement.com)