

AL-ETIHAD COOPERATIVE INSURANCE COMPANY
(A SAUDI JOINT STOCK COMPANY)

**INTERIM CONDENSED FINANCIAL INFORMATION
FOR THE THREE-MONTH AND NINE-MONTH PERIODS ENDED
SEPTEMBER 30, 2025 (UNAUDITED)
WITH INDEPENDENT AUDITORS' REVIEW REPORT**

AL-ETIHAD COOPERATIVE INSURANCE COMPANY
(A SAUDI JOINT STOCK COMPANY)
INTERIM CONDENSED FINANCIAL INFORMATION
FOR THE THREE-MONTH AND NINE-MONTH PERIODS ENDED SEPTEMBER 30, 2025

	Page
Independent auditors' review report on the interim condensed financial information	1
Interim condensed statement of financial position	2
Interim condensed statement of income	3
Interim condensed statement of other comprehensive income	4
Interim condensed statement of changes in equity	5
Interim condensed statement of cash flows	6 – 7
Notes to the interim condensed financial information	8 - 47

**INDEPENDENT AUDITOR'S REVIEW REPORT ON THE INTERIM CONDENSED
FINANCIAL INFORMATION**

**TO THE SHAREHOLDERS OF AL-ETIHAD COOPERATIVE INSURANCE COMPANY
(A SAUDI LISTED JOINT STOCK COMPANY)**

(1/1)

INTRODUCTION

We have reviewed the accompanying 30 September 2025 interim condensed financial information of Al-EtiHAD Cooperative Insurance Company (the "Company") which comprises:

- The interim condensed statement of financial position as at 30 September 2025;
- The interim condensed statements of income for the three-month and nine-month periods then ended;
- The interim condensed statement of other comprehensive income for the three-month and nine-month periods then ended;
- The interim condensed statement of changes in equity for the nine-month period then ended;
- The interim condensed statement of cash flows for the nine-month period then ended, and;
- The notes to the interim condensed financial information.

Management is responsible for the preparation and presentation of this interim condensed financial information in accordance with International Accounting Standard 34 "Interim Financial Reporting" (IAS 34), that is endorsed in the Kingdom of Saudi Arabia. Our responsibility is to express a conclusion on this interim condensed financial information based on our review.

SCOPE OF REVIEW

We conducted our review in accordance with International Standard on Review Engagement 2410, "Review of Interim Financial Information Performed by the Independent Auditor of the Entity", that is endorsed in the Kingdom of Saudi Arabia. A review of interim condensed financial statements consists of making inquiries, primarily of persons responsible for financial and accounting matters and applying analytical and other review procedures. A review is substantially less in scope than an audit conducted in accordance with International Standards on Auditing that are endorsed in the Kingdom of Saudi Arabia and consequently does not enable us to obtain assurance that we would become aware of all significant matters that might be identified in an audit. Accordingly, we do not express an audit opinion.

CONCLUSION

Based on our review, nothing has come to our attention that causes us to believe that the accompanying interim condensed financial statements are not prepared, in all material respects, in accordance with IAS 34 that is endorsed in the Kingdom of Saudi Arabia.

PKF Albassam
Chartered Accountants



Ahmed Abdul Majeed Mohandis
Certified Public Accountant
License No. 477
Khobar, Kingdom of Saudi Arabia



El Sayed El Ayouty & Co.
Certified Accountants and Auditors



Abdullah Ahmad Balamesh
Certified Public Accountant
License No. 345
Khobar, Kingdom of Saudi Arabia




Jumada Al Awal 15, 1447H
November 6, 2025


AL-ETIHAD COOPERATIVE INSURANCE COMPANY
(A SAUDI JOINT STOCK COMPANY)
INTERIM CONDENSED STATEMENT OF FINANCIAL POSITION
(All amounts expressed in Saudi Riyals thousands unless otherwise stated)

		September 30, 2025	December 31, 2024
	Note	(Unaudited)	(Audited)
ASSETS			
Cash and cash equivalents	5	58,348	106,067
Term deposits	6	420,958	561,991
<i>Investments:</i>			
Financial assets at fair value	7	232,108	223,596
Financial assets at amortized cost	7	342,006	346,830
Prepaid expenses and other assets		61,161	42,942
Insurance contract assets	11	-	21,165
Reinsurance contract assets	11	92,759	121,673
Right-of-use assets		5,397	7,996
Property and equipment		6,188	7,523
Intangible assets		11,923	14,737
Accrued income on statutory deposit	8	2,124	509
Goodwill		4,497	4,497
Statutory deposit	8	50,000	50,000
TOTAL ASSETS		1,287,469	1,509,526
LIABILITIES			
Accrued and other liabilities		40,844	36,491
Insurance contract liabilities	11	618,137	714,463
Reinsurance contract liabilities	11	13,941	841
Employee benefit obligations		23,300	20,968
Lease liabilities		4,595	6,728
Zakat and income tax payable	10	8,700	17,047
Accrued income payable to Insurance Authority	8	2,946	1,331
Total liabilities		712,463	797,869
EQUITY			
Share capital	9	500,000	500,000
(Accumulated loss) / retained earnings		(26,787)	112,372
Statutory reserve		41,362	41,362
Fair value reserve		61,709	59,201
Remeasurement reserve of employee benefit obligations		(1,278)	(1,278)
Total equity		575,006	711,657
TOTAL LIABILITIES AND EQUITY		1,287,469	1,509,526

The accompanying notes from 1 to 28 form an integral part of this interim condensed financial information.


Chairman of the Board of Directors


Chief Executive Officer


Chief Financial Officer


AL-ETIHAD COOPERATIVE INSURANCE COMPANY
(A SAUDI JOINT STOCK COMPANY)
INTERIM CONDENSED STATEMENT OF INCOME
(All amounts expressed in Saudi Riyals thousands unless otherwise stated)

	Note	For the three-month period ended September 30,		For the nine-month period ended September 30,	
		2025 (Unaudited)	2024 (Unaudited)	2025 (Unaudited)	2024 (Unaudited)
Insurance revenue	12	325,658	426,316	931,202	1,164,100
Insurance service expenses	12	(317,469)	(380,291)	(970,284)	(1,066,169)
Net expenses from reinsurance contracts held	12	(52,766)	(15,472)	(99,378)	(44,018)
Insurance service result from Company's directly written business		(44,577)	30,553	(138,460)	53,913
Share of surplus from insurance pools	14	1,682	(813)	7,035	2,278
Total insurance service result		(42,895)	29,740	(131,425)	56,191
Murabaha income from financial assets not measured at FVTPL		9,749	13,711	31,590	45,832
Net gain / (loss) on financial assets measured at FVTPL	7	3,009	2,949	(752)	9,942
Other investment revenue / dividend income		755	1,028	3,659	2,632
Net impairment loss on financial assets		(112)	(34,693)	(294)	(34,632)
Net investment income		13,401	(17,005)	34,203	23,774
Finance expense from insurance contracts issued	13	(1,708)	(2,779)	(2,356)	(5,725)
Finance (income) / expense from reinsurance contracts held	13	1,138	469	1,411	(1,087)
Net insurance finance expense		(570)	(2,310)	(945)	(6,812)
Net insurance and investment result		(30,064)	10,425	(98,167)	73,153
Other operating expenses		(2,406)	(3,526)	(7,781)	(11,913)
Finance costs on lease liabilities		(52)	(32)	(179)	(120)
Other income		1,225	-	4,934	1,796
Total (loss) / profit for the period before zakat and income tax		(31,297)	6,867	(101,193)	62,916
Zakat and income tax expense	10	(2,250)	(3,000)	(7,966)	(7,000)
NET (LOSS) / PROFIT FOR THE PERIOD ATTRIBUTABLE TO THE SHAREHOLDERS		(33,547)	3,867	(109,159)	55,916
(Loss) / Earnings per share (expressed in Saudi Riyals per share)					
Basic (loss) / earnings per share	19	(0.67)	0.08	(2.18)	1.12
Diluted (loss) / earnings per share	19	(0.67)	0.08	(2.18)	1.12


The accompanying notes from 1 to 28 form an integral part of this interim condensed financial information.



Chairman of the Board of Directors



Chief Executive Officer



Chief Financial Officer

AL-ETIHAD COOPERATIVE INSURANCE COMPANY
(A SAUDI JOINT STOCK COMPANY)
INTERIM CONDENSED STATEMENT OF OTHER COMPREHENSIVE INCOME
 (All amounts expressed in Saudi Riyals thousands unless otherwise stated)

	For the three-month period ended September 30,		For the nine-month period ended September 30,	
	2025	2024	2025	2024
	(Unaudited)	(Unaudited)	(Unaudited)	(Unaudited)
NET (LOSS) / PROFIT FOR THE PERIOD ATTRIBUTABLE TO THE SHAREHOLDERS	(33,547)	3,867	(109,159)	55,916
Other comprehensive income:				
Items that will not be reclassified to interim condensed statement of income in subsequent periods				
Net changes in fair value of investments measured at FVOCI	-	-	2,508	-
TOTAL COMPREHENSIVE (LOSS) / INCOME FOR THE PERIOD ATTRIBUTABLE TO THE SHAREHOLDERS	(33,547)	3,867	(106,651)	55,916

The accompanying notes from 1 to 28 form an integral part of this interim condensed financial information.



 Chairman of the Board of Directors



 Chief Executive Officer



 Chief Financial Officer

AL-ETIHAD COOPERATIVE INSURANCE COMPANY
(A SAUDI JOINT STOCK COMPANY)
INTERIM CONDENSED STATEMENT OF CHANGES IN EQUITY
FOR THE NINE-MONTH PERIOD ENDED SEPTEMBER 30, 2025
(All amounts expressed in Saudi Riyals thousands unless otherwise stated)

	Note	Share capital	Retained earnings	Statutory reserve	Fair value reserve	Remeasurement reserve of employee benefit obligations	Total
Balance at January 1, 2025 (Audited)		500,000	112,372	41,362	59,201	(1,278)	711,657
Total comprehensive loss for the period							
Net loss for the period attributable to the shareholders		-	(109,159)	-	-	-	(109,159)
Other comprehensive income		-	-	-	2,508	-	2,508
Total comprehensive (loss) income for the period attributable to the shareholders		-	(109,159)	-	2,508	-	(106,651)
Cash dividends	27	-	(30,000)	-	-	-	(30,000)
Balance at September 30, 2025 (Unaudited)		500,000	(26,787)	41,362	61,709	(1,278)	575,006
Balance at January 1, 2024 (Audited)		450,000	150,065	31,535	41,539	(1,519)	671,620
Total comprehensive income for the period							
Net profit for the period attributable to the shareholders		-	55,916	-	-	-	55,916
Total comprehensive income for the period attributable to the shareholders		-	55,916	-	-	-	55,916
Cash dividends		-	(27,000)	-	-	-	(27,000)
Capital increase through bonus shares	27	50,000	(50,000)	-	-	-	-
Balance at September 30, 2024 (Unaudited)		500,000	128,981	31,535	41,539	(1,519)	700,536


The accompanying notes from 1 to 28 form an integral part of this interim condensed financial information.



Chairman of the Board of Directors



Chief Executive Officer





Chief Financial Officer

AL-ETIHAD COOPERATIVE INSURANCE COMPANY
(A SAUDI JOINT STOCK COMPANY)
INTERIM CONDENSED STATEMENT OF CASH FLOWS
FOR THE NINE-MONTH PERIOD ENDED SEPTEMBER 30, 2025
(All amounts expressed in Saudi Riyals thousands unless otherwise stated)

		For the nine-month period ended September 30,	
		2025	2024
	Note	(Unaudited)	(Unaudited)
CASH FLOWS FROM OPERATING ACTIVITIES			
Total (loss) / profit for the period before zakat and income tax		(101,193)	62,916
<u>Adjustments for non-cash items:</u>			
Depreciation of property and equipment		1,787	1,860
Amortization of intangible assets		2,931	1,111
Depreciation of right of use assets		2,600	2,417
Net impairment loss on investments		317	230
Net loss /(gains) on investments at fair value through profit or loss	7	752	(9,942)
Amortization of sukuk using effective interest rate method		(2,845)	(2,767)
Finance cost		179	120
Sukuk income		(3,908)	(4,186)
Murabaha income		(4,994)	(13,836)
Provision for employee benefit obligations		3,729	3,302
<u>Changes in operating assets and liabilities:</u>			
Prepaid expenses and other assets		(18,219)	(18,174)
Insurance contract assets		21,165	(2,952)
Reinsurance contract assets		28,914	(3,768)
Accrued income on statutory deposit		(1,615)	(2,062)
Accrued and other liabilities		4,353	10,178
Insurance contract liabilities		(96,326)	(315,886)
Reinsurance contract liabilities		13,100	(4,983)
Accrued income payable to Insurance Authority		1,615	2,062
Cash used in operations		(147,658)	(294,360)
Employee benefit obligations paid		(1,397)	(2,160)
Zakat and income tax paid	10	(16,313)	(9,913)
Net cash used in operating activities		(165,368)	(306,433)
CASH FLOWS FROM INVESTING ACTIVITIES			
Payment against purchase of investment measured at amortised cost		(20,999)	(71,340)
Proceed from redemption of investment measured at amortised cost		32,259	70,806
Payment against purchase of financial assets at FVTPL	7	(38,243)	(58,039)
Proceed from sale of financial assets at FVTPL	7	31,487	78,148
Net movement in term deposits		146,027	367,711
Addition to property and equipment		(452)	(5,880)
Addition to intangible assets		(117)	(618)
Placement of statutory deposit		-	(5,000)
Net cash generated from investing activities		149,962	375,788


Chairman of the Board of Directors


Chief Executive Officer


Chief Financial Officer

AL-ETIHAD COOPERATIVE INSURANCE COMPANY
(A SAUDI JOINT STOCK COMPANY)
INTERIM CONDENSED STATEMENT OF CASH FLOWS (Continued)
FOR THE NINE-MONTH PERIOD ENDED SEPTEMBER 30, 2025
 (All amounts expressed in Saudi Riyals thousands unless otherwise stated)

		For the nine-month period ended September 30,	
		2025 (Unaudited)	2024 (Unaudited)
	Note		
CASH FLOWS FROM FINANCING ACTIVITIES			
Lease payment		(2,313)	(3,569)
Dividend paid	27	(30,000)	(27,000)
Net cash used in financing activities		(32,313)	(30,569)
Net change in cash and cash equivalents		(47,719)	38,786
Cash and cash equivalents at the beginning of the period		106,067	77,374
CASH AND CASH EQUIVALENTS, AT THE END OF THE PERIOD		58,348	116,160

The accompanying notes from 1 to 28 form an integral part of this interim condensed financial information.



 Chairman of the Board of Directors



 Chief Executive Officer



 Chief Financial Officer

AL-ETIHAD COOPERATIVE INSURANCE COMPANY

(A SAUDI JOINT STOCK COMPANY)

NOTES TO THE INTERIM CONDENSED FINANCIAL INFORMATION

FOR THE THREE-MONTH AND NINE-MONTH PERIODS ENDED SEPTEMBER 30, 2025

(All amounts expressed in Saudi Riyals thousands unless otherwise stated)

1. GENERAL INFORMATION

(a) Legal status and principal activities

Al-EtiHAD Cooperative Insurance Company, (a Saudi Joint Stock Company incorporated in Kingdom of Saudi Arabia), "the Company", was formed pursuant to Royal Decree No. M/25 dated 15 Rabea I 1428H corresponding to 3 April 2007. The Company operates under Commercial Registration no. 2051036304 dated 21 Muharram 1429H corresponding to January 30, 2008. The registered address of the Company's head office is as follows:

Al-EtiHAD Cooperative Insurance Company
Head Office
King Fahad Road
P.O. Box 1022
Khobar 31952, Saudi Arabia

The purpose of the Company is to transact cooperative insurance operations and all related activities in accordance with the Law on Supervision of Cooperative Insurance Companies (the "Law") and its implementing regulations in the Kingdom of Saudi Arabia. Its principal lines of business include medical, motor, property, engineering, general accident, and others.

2. BASIS OF PREPARATION

(a) Statement of Compliance

The interim condensed financial information of the Company for the period ended September 30, 2025, have been prepared in accordance with International Accounting Standard 34 Interim Financial Reporting ("IAS 34") that are endorsed in Kingdom of Saudi Arabia and other standards and pronouncements issued by the Saudi Organization for Chartered and Professional Accountants ("SOCPA").

As required by the Saudi Arabian Insurance Regulations, the Company maintains separate books of accounts for Insurance Operations and Shareholders' Operations and presents the interim condensed financial information accordingly. Assets, liabilities, revenues and expenses clearly attributable to either activity is recorded in the respective accounts. The basis of the allocation of expenses from joint operations is determined and approved by the management and the Board of Directors.

In accordance with the requirements of Implementing Regulation for Co-operative Insurance Companies (the "Regulations") issued by Insurance Authority ("IA") (formerly "SAMA") and as per By-laws of the Company, shareholders of the Company are to receive 90% of the annual surplus from insurance operations and the policyholders are to receive the remaining 10%. Any deficit arising from insurance operations is transferred to the shareholders' operations in full.

IA implementing regulations requires the clear segregation of the assets, liabilities, income and expenses of the insurance operations and the shareholders' operations.

In preparing the Company-level interim condensed financial information in compliance with IFRS, the balances and transactions of the insurance operations are amalgamated and combined with those of the shareholders' operations. Interoperation balances, transactions and unrealized gains or losses, if any, are eliminated in full during amalgamation. The accounting policies adopted for the insurance operations and shareholder's operations are uniform for like transactions and events in similar circumstances.

(b) Basis of measurement

The interim condensed financial information is prepared under the historical cost convention, except as explained in the relevant accounting policies in the annual financial statements for the year ended December 31, 2024.

AL-ETIHAD COOPERATIVE INSURANCE COMPANY

(A SAUDI JOINT STOCK COMPANY)

NOTES TO THE INTERIM CONDENSED FINANCIAL INFORMATION (Continued)

FOR THE THREE-MONTH AND NINE-MONTH PERIODS ENDED SEPTEMBER 30, 2025

(All amounts expressed in Saudi Riyals thousands unless otherwise stated)

2. BASIS OF PREPARATION (Continued)

(c) Basis of presentation

The interim condensed financial information does not include all of the information required for full annual financial statements and should be read in conjunction with the annual financial statements for the year ended December 31, 2024.

The Company's interim condensed statement of financial position is not presented using a current / non-current classification and is presented in order of liquidity. However, the following balances would generally be classified as current: cash and cash equivalents, financial assets measured at FVTPL, prepaid expenses and other assets, accrued income on statutory deposit, accrued and other liabilities, zakat and income tax payable and accrued income payable to Insurance Authority. The following balances would generally be classified as non-current: financial assets measured at FVOCI and amortised cost, right-of-use assets, property and equipment, goodwill, statutory deposit, and employee benefit obligations. The balances which are of mixed in nature i.e. include both current and non-current portions include term deposits, insurance contract assets / liabilities, reinsurance contract assets / liabilities and lease liabilities.

The interim condensed statements of financial position, income, other comprehensive income and cash flows of the insurance operations and shareholders' operations which are presented in note 23 of the financial statements have been provided as supplementary financial statements and to comply with the requirements of the Saudi Arabian Insurance Regulations.

The inclusion of separate information of the insurance operations with the financial statements of the Company in the interim condensed statement of financial position, the statement of income, statement of comprehensive income, cash flows as well as certain relevant notes to the financial statements represents additional supplementary statements as required by the implementing regulations.

(d) Functional and presentation currency

This interim condensed financial information is expressed in Saudi Arabian Riyals ("Saudi Riyals") which is the functional and presentation currency of the Company. All the figures have been rounded off to the nearest thousands ("000").

(e) Seasonality of operations

There are no seasonal changes that may affect insurance operations of the Company. The interim results may not represent a proportionate share of the annual results due to cyclical variability in premiums and uncertainty of claims occurrences.

(f) Changes in products and services

During the nine-month period ended September 30, 2025, there were no significant changes in products or services and their terms of the insurance contracts offered by the Company.

AL-ETIHAD COOPERATIVE INSURANCE COMPANY

(A SAUDI JOINT STOCK COMPANY)

NOTES TO THE INTERIM CONDENSED FINANCIAL INFORMATION (Continued)

FOR THE THREE-MONTH AND NINE-MONTH PERIODS ENDED SEPTEMBER 30, 2025

(All amounts expressed in Saudi Riyals thousands unless otherwise stated)

3. MATERIAL ACCOUNTING POLICIES

3.1 New standards, amendments and interpretations applied by the Company

The accounting policies, estimates and assumptions used in the preparation of this interim condensed financial information are consistent with those used in the preparation of the annual financial statements for the year ended December 31, 2024.

There were no new standards or amendments to standards and interpretations that became applicable for the current reporting period, except for the amendment to IAS 21 'Foreign currencies'. The Company did not have to change its accounting policies or make retrospective adjustments as a result of adopting this amendment.

Certain new accounting standards, amendments to accounting standards and interpretations have been published that are not mandatory for January 1, 2025 reporting periods and have not been early adopted by the Company. The new standard on presentation and disclosures in the financial statements, IFRS 18, "Presentation and Disclosures in the Financial Statements" will apply for the reporting periods beginning on and after January 1, 2027. Management is in the process of assessing the impact of such new standards and interpretations on its interim condensed financial information.

3.2 Critical accounting judgments, estimates and assumptions

The preparation of interim condensed financial information requires management to make judgments, estimates and assumptions that affect the application of accounting policies and the reported amounts of assets and liabilities, income and expenses, and the accompanying disclosures, and the disclosure of contingent liabilities. Estimates and underlying assumptions are reviewed on an ongoing basis. Revisions to estimates are recognized prospectively. Actual results may differ from these estimates.

In preparing this interim condensed financial information, the significant judgments and assumptions made by management in applying the Company's accounting policies and the key sources of estimation uncertainty including the risk management policies were the same as those that applied and disclosed in the annual financial statements for the year ended December 31, 2024.

4. INFORMATION RELATED TO PRODUCT LINES

Results of product lines do not include interest income from financial assets not measured at FVTPL, net (loss) / gains on financial assets measured at FVTPL, other investment revenue / dividend income, net impairment (loss) / reversal on financial assets, other operating expenses, finance costs on lease liabilities and other income. Accordingly, these are included in unallocated.

Product lines' assets do not include cash and cash equivalents, term deposits, financial assets at fair value, financial assets at amortised cost, prepaid expenses and other assets, right-of-use assets, property and equipment, accrued income on statutory deposit, goodwill and statutory deposit. Accordingly, they are included in unallocated assets.

Product lines' liabilities do not include accrued and other liabilities, lease liabilities, employee benefit obligations, zakat and income tax payable and accrued income payable to Insurance Authority. Accordingly, they are included in unallocated liabilities.

The Company's information is presented into business units based on their products and services in the following product lines:

- Motor;
- Medical;
- Property and casualty;

AL-ETIHAD COOPERATIVE INSURANCE COMPANY
(A SAUDI JOINT STOCK COMPANY)
NOTES TO THE INTERIM CONDENSED FINANCIAL INFORMATION (Continued)
FOR THE THREE-MONTH AND NINE-MONTH PERIODS ENDED SEPTEMBER 30, 2025
(All amounts expressed in Saudi Riyals thousands unless otherwise stated)

4. INFORMATION RELATED TO PRODUCT LINES (Continued)

September 30, 2025 (Unaudited)	Motor	Medical	Property and casualty	Total	Unallocated	Total
Assets						
Reinsurance contract assets	(56)	2,697	90,118	92,759	-	92,759
Insurance contract assets	-	-	-	-	-	-
Unallocated assets	-	-	-	-	1,194,710	1,194,710
Total assets	(56)	2,697	90,118	92,759	1,194,710	1,287,469
Liabilities						
Insurance contract liabilities	391,391	83,742	143,004	618,137	-	618,137
Reinsurance contract liabilities	3,070	9,366	1,505	13,941	-	13,941
Unallocated liabilities and equity	-	-	-	-	655,391	655,391
Total liabilities and equity	394,461	93,108	144,509	632,078	655,391	1,287,469
December 31, 2024 (Audited)	Motor	Medical	Property and casualty	Total	Unallocated	Total
Assets						
Reinsurance contract assets	215	10,053	111,405	121,673	-	121,673
Insurance contract assets	-	21,165	-	21,165	-	21,165
Unallocated assets	-	-	-	-	1,366,688	1,366,688
Total assets	215	31,218	111,405	142,838	1,366,688	1,509,526
Liabilities and equity						
Insurance contract liabilities	434,237	115,621	164,605	714,463	-	714,463
Reinsurance contract liabilities	11	-	830	841	-	841
Unallocated liabilities and equity	-	-	-	-	794,222	794,222
Total liabilities and equity	434,248	115,621	165,435	715,304	794,222	1,509,526

AL-ETIHAD COOPERATIVE INSURANCE COMPANY
(A SAUDI JOINT STOCK COMPANY)
NOTES TO THE INTERIM CONDENSED FINANCIAL INFORMATION (Continued)
FOR THE THREE-MONTH AND NINE-MONTH PERIODS ENDED SEPTEMBER 30, 2025
(All amounts expressed in Saudi Riyals thousands unless otherwise stated)

4. INFORMATION RELATED TO PRODUCT LINES (Continued)

For the three-months period ended September 30, 2025 (Unaudited)	Insurance operations				Unallocated	Total
	Motor	Medical	Property and casualty	Total		
Insurance revenue	229,525	72,402	23,731	325,658	-	325,658
Insurance service expenses	(265,508)	(82,270)	30,309	(317,469)	-	(317,469)
Net expenses from reinsurance contracts	(2,995)	(1,529)	(48,242)	(52,766)	-	(52,766)
Insurance service result from Company's directly written business	(38,978)	(11,397)	5,798	(44,577)	-	(44,577)
Share of surplus from insurance pools	-	-	-	-	1,682	1,682
Total insurance service result	(38,978)	(11,397)	5,798	(44,577)	1,682	(42,895)
Murabaha income from financial assets not measured at FVTPL	-	-	-	-	9,749	9,749
Net gain on financial assets measured at FVTPL	-	-	-	-	3,009	3,009
Other investment revenue / dividend income	-	-	-	-	755	755
Net impairment loss on investments	-	-	-	-	(112)	(112)
Net investment income	-	-	-	-	13,401	13,401
Finance income / (expense) from insurance contracts issued	343	(695)	(1,356)	(1,708)	-	(1,708)
Finance income from reinsurance contracts held	2	11	1,125	1,138	-	1,138
Net insurance finance income / (expense)	345	(684)	(231)	(570)	-	(570)
Net insurance and investment result	(38,633)	(12,081)	5,567	(45,147)	15,083	(30,064)
Other operating expenses – net	-	-	-	-	(2,406)	(2,406)
Finance costs on lease liabilities	-	-	-	-	(52)	(52)
Other income	-	-	-	-	1,225	1,225
Total loss for the period before zakat and income tax	(38,633)	(12,081)	5,567	(45,147)	13,850	(31,297)
Zakat and income tax expense	-	-	-	-	(2,250)	(2,250)
NET LOSS FOR THE PERIOD ATTRIBUTABLE TO THE SHAREHOLDERS	(38,633)	(12,081)	5,567	(45,147)	11,600	(33,547)

AL-ETIHAD COOPERATIVE INSURANCE COMPANY
(A SAUDI JOINT STOCK COMPANY)
NOTES TO THE INTERIM CONDENSED FINANCIAL INFORMATION (Continued)
FOR THE THREE-MONTH AND NINE-MONTH PERIODS ENDED SEPTEMBER 30, 2025
(All amounts expressed in Saudi Riyals thousands unless otherwise stated)

4. INFORMATION RELATED TO PRODUCT LINES (Continued)

For the three-months period ended September 30, 2024 (Unaudited)	Insurance operations			Unallocated	Total
	Motor	Medical	Property and casualty		
Insurance revenue	268,656	128,749	28,911	-	426,316
Insurance service expenses	(267,857)	(99,199)	(13,235)	-	(380,291)
Net expenses from reinsurance contracts	(2,763)	4,027	(16,736)	-	(15,472)
Insurance service result from Company's directly written business	(1,964)	33,577	(1,060)	-	30,553
Share of surplus from insurance pools	-	-	-	(813)	(813)
Total insurance service result	(1,964)	33,577	(1,060)	(813)	29,740
Murabaha income from financial assets not measured at FVTPL	-	-	-	13,711	13,711
Net gain on financial assets measured at FVTPL	-	-	-	2,949	2,949
Other investment revenue / dividend income	-	-	-	1,028	1,028
Net impairment loss on investments	-	-	-	(34,693)	(34,693)
Net investment income	-	-	-	(17,005)	(17,005)
Finance (expense) / income from insurance contracts issued	(1,756)	190	(1,213)	-	(2,779)
Finance income / (expense) from reinsurance contracts held	4	(310)	775	-	469
Net insurance finance (expense)	(1,752)	(120)	(438)	-	(2,310)
Net insurance and investment result	(3,716)	33,457	(1,498)	(17,818)	10,425
Other operating expenses – net	-	-	-	(3,526)	(3,526)
Finance costs on lease liabilities	-	-	-	(32)	(32)
Total profit for the period before zakat and income tax	(3,716)	33,457	(1,498)	(21,376)	6,867
Zakat and income tax expense	-	-	-	(3,000)	(3,000)
NET PROFIT FOR THE PERIOD ATTRIBUTABLE TO THE SHAREHOLDERS	(3,716)	33,457	(1,498)	(24,376)	3,867

AL-ETIHAD COOPERATIVE INSURANCE COMPANY
(A SAUDI JOINT STOCK COMPANY)
NOTES TO THE INTERIM CONDENSED FINANCIAL INFORMATION (Continued)
FOR THE THREE-MONTH AND NINE-MONTH PERIODS ENDED SEPTEMBER 30, 2025
(All amounts expressed in Saudi Riyals thousands unless otherwise stated)

4. INFORMATION RELATED TO PRODUCT LINES (Continued)

For the nine-month period ended September 30, 2025 (Unaudited)	Insurance operations				Unallocated	Total
	Motor	Medical	Property and casualty	Total		
Insurance revenue	634,812	211,609	84,781	931,202	-	931,202
Insurance service expenses	(768,710)	(210,138)	8,564	(970,284)	-	(970,284)
Net expenses from reinsurance contracts	(9,755)	(14,149)	(75,474)	(99,378)	-	(99,378)
Insurance service result from Company's directly written business	(143,653)	(12,678)	17,871	(138,460)	-	(138,460)
Share of surplus from insurance pools	-	-	-	-	7,035	7,035
Total insurance service result	(143,653)	(12,678)	17,871	(138,460)	7,035	(131,425)
Murabaha income from financial assets not measured at FVTPL	-	-	-	-	31,590	31,590
Net loss on financial assets measured at FVTPL	-	-	-	-	(752)	(752)
Other investment revenue / dividend income	-	-	-	-	3,659	3,659
Net impairment loss on investments	-	-	-	-	(294)	(294)
Net investment income	-	-	-	-	34,203	34,203
Finance income / (expense) from insurance contracts issued	47	(866)	(1,537)	(2,356)	-	(2,356)
Finance income from reinsurance contracts held	40	296	1,075	1,411	-	1,411
Net insurance finance income / (expense)	87	(570)	(462)	(945)	-	(945)
Net insurance and investment result	(143,566)	(13,248)	17,409	(139,405)	41,238	(98,167)
Other operating expenses – net	-	-	-	-	(7,781)	(7,781)
Finance costs on lease liabilities	-	-	-	-	(179)	(179)
Other income	-	-	-	-	4,934	4,934
Total loss for the period before zakat and income tax	(143,566)	(13,248)	17,409	(139,405)	38,212	(101,193)
Zakat and income tax expense	-	-	-	-	(7,966)	(7,966)
NET LOSS FOR THE PERIOD ATTRIBUTABLE TO THE SHAREHOLDERS	(143,566)	(13,248)	17,409	(139,405)	30,246	(109,159)

AL-ETIHAD COOPERATIVE INSURANCE COMPANY
(A SAUDI JOINT STOCK COMPANY)
NOTES TO THE INTERIM CONDENSED FINANCIAL INFORMATION (Continued)
FOR THE THREE-MONTH AND NINE-MONTH PERIODS ENDED SEPTEMBER 30, 2025
(All amounts expressed in Saudi Riyals thousands unless otherwise stated)

4. INFORMATION RELATED TO PRODUCT LINES (Continued)

For the nine-month period ended September 30, 2024 (Unaudited)	Insurance operations			Unallocated	Total
	Motor	Medical	Property and casualty		
Insurance revenue	741,633	340,046	82,421	-	1,164,100
Insurance service expenses	(684,836)	(334,717)	(46,616)	-	(1,066,169)
Net expenses from reinsurance contracts	(8,888)	302	(35,432)	-	(44,018)
Insurance service result from Company's directly written business	47,909	5,631	373	-	53,913
Share of surplus from insurance pools				2,278	2,278
Total insurance service result	47,909	5,631	373	2,278	56,191
Murabaha income from financial assets not measured at FVTPL	-	-	-	45,832	45,832
Net gain on financial assets measured at FVTPL	-	-	-	9,942	9,942
Other investment revenue / dividend income	-	-	-	2,632	2,632
Net impairment reversal on investments	-	-	-	(34,632)	(34,632)
Net investment income	-	-	-	23,774	23,774
Finance (expense) / income from insurance contracts issued	(2,929)	205	(3,001)	-	(5,725)
Finance income / (expense) from reinsurance contracts held	14	(299)	(802)	-	(1,087)
Net insurance finance (expense)	(2,915)	(94)	(3,803)	-	(6,812)
Net insurance and investment result	44,994	5,537	(3,430)	26,052	73,153
Other operating expenses – net	-	-	-	(11,913)	(11,913)
Finance costs on lease liabilities	-	-	-	(120)	(120)
Other income	-	-	-	1,796	1,796
Total profit for the period before zakat and income tax	44,994	5,537	(3,430)	15,815	62,916
Zakat and income tax expense	-	-	-	(7,000)	(7,000)
NET PROFIT FOR THE PERIOD ATTRIBUTABLE TO THE SHAREHOLDERS	44,994	5,537	(3,430)	8,815	55,916

AL-ETIHAD COOPERATIVE INSURANCE COMPANY

(A SAUDI JOINT STOCK COMPANY)

NOTES TO THE INTERIM CONDENSED FINANCIAL INFORMATION (Continued)**FOR THE THREE-MONTH AND NINE-MONTH PERIODS ENDED SEPTEMBER 30, 2025**

(All amounts expressed in Saudi Riyals thousands unless otherwise stated)

5. CASH AND CASH EQUIVALENTS

Cash and cash equivalents included in the statement of cash flows comprise the following:

	Insurance operations		Shareholders' operations		Total	
	September 30, 2025	December 31, 2024	September 30, 2025	December 31, 2024	September 30, 2025	December 31, 2024
	(Unaudited)	(Audited)	(Unaudited)	(Audited)	(Unaudited)	(Audited)
Cash at bank - current accounts	37,782	66,403	4,321	9,109	42,103	75,512
Statutory deposits – Current account	-	-	822	822	822	822
Money market funds	15,426	9,457	-	20,281	15,426	29,738
Less: Allowance for expected credit loss (Stage 1)	(2)	(3)	(1)	(2)	(3)	(5)
	53,206	75,857	5,142	30,210	58,348	106,067

Cash at banks is placed with counterparties with sound credit ratings. As at September 30, 2025, deposits and money market funds were placed with local banks with original maturities of less than three months from the date of placement and earned commission income at an average rate of 3.5% to 5.48% (December 31, 2024: 2.3% to 6.2%) per annum, respectively.

Money market funds are managed by reputable financial institution. These funds primarily invest in short-term highly liquid debt instruments with minimal credit risk.

The statutory deposit current account is maintained by the Company to facilitate the payment of accrued income to the insurance authority on a demand basis.

The gross carrying amount of cash and cash equivalents represents the Company's maximum exposure to credit risk on these financial assets which are categorized under investment grade and Stage 1. Investment grade includes those financial assets having credit exposure equivalent to Standard and Poor's rating of AAA to BBB. The Company's exposures to credit risk are not collateralized.

6. TERM DEPOSITS

Short-term deposits, amounting to Saudi Riyals 191 million (December 31, 2024: Saudi Riyals 401.9 million), are placed with local banks and financial institutions with an original maturity of more than three months but less than or equal to twelve months from the date of placement. These deposits earned commission income at a rate of 4.68% to 5.5% per annum for the period ended September 30, 2025 (December 31, 2024: 5.3% to 6.1%).

Long-term deposits, amounting to Saudi Riyals 230 million (December 31, 2024: Saudi Riyals 160 million), are placed with local banks and financial institutions represent deposits with maturity of more than one year from the date of placement and are placed with banks carrying commission income at an average rate of 2.3% to 6.25% (December 31, 2024: 5.4%).

The gross carrying amounts above represent the Company's maximum exposure to credit risk on these financial assets which are categorized under investment grade and Stage 1. Investment grade includes those financial assets having credit exposure equivalent to Standard and Poor's rating of AAA to BBB. The Company's exposures to credit risk are not collateralized. At September 30, 2025 and December 31, 2024, the ECL allowance on such financial assets was immaterial.

AL-ETIHAD COOPERATIVE INSURANCE COMPANY

(A SAUDI JOINT STOCK COMPANY)

NOTES TO THE INTERIM CONDENSED FINANCIAL INFORMATION (Continued)**FOR THE THREE-MONTH AND NINE-MONTH PERIODS ENDED SEPTEMBER 30, 2025**

(All amounts expressed in Saudi Riyals thousands unless otherwise stated)

7. INVESTMENTS*Investments are classified as follows:*

	Insurance operations		Shareholders' operations		Total	
	September 30, 2025	December 31, 2024	September 30, 2025	December 31, 2024	September 30, 2025	December 31, 2024
	(Unaudited)	(Audited)	(Unaudited)	(Audited)	(Unaudited)	(Audited)
Investments at amortized cost						
Investments at amortized cost	300,140	279,559	72,682	97,444	372,822	377,003
Accrued Sukuk income	3,448	2,790	873	1,857	4,321	4,647
Less: Allowance for expected credit loss (Stage 1)	(35,135)	(34,815)	(2)	(5)	(35,137)	(34,820)
Net Investments at amortized cost	268,453	247,534	73,553	99,296	342,006	346,830
Investments at fair value						
Investments at FVTOCI	-	-	69,778	67,270	69,778	67,270
Investments at FVTPL	-	-	162,330	156,326	162,330	156,326
Investments at fair value	-	-	232,108	223,596	232,108	223,596
Total	268,453	247,534	305,661	322,892	574,114	570,426

Investments in Sukuks are classified as investments measured at amortised cost, except for certain Sukuks amounting to Saudi Riyals 24 million which failed SPPI assessment and so, were classified as FVTPL. The Company's business model for Sukuk classified as amortised cost is to hold to collect the contractual cash flows.

Investment in mutual funds are classified as investments measured at FVTPL since these are equity instruments. As a result, these funds were classified as FVTPL from the date of initial application.

The Company has classified its investments in ordinary shares at FVTPL, except for Najm and Arab Re investments which are being held at FVOCI. The Company holds an investment in the equity of Najm for Insurance Services (Najm) and in accordance with Company's accounting policy

AL-ETIHAD COOPERATIVE INSURANCE COMPANY

(A SAUDI JOINT STOCK COMPANY)

NOTES TO THE INTERIM CONDENSED FINANCIAL INFORMATION (Continued)**FOR THE THREE-MONTH AND NINE-MONTH PERIODS ENDED SEPTEMBER 30, 2025**

(All amounts expressed in Saudi Riyals thousands unless otherwise stated)

7. INVESTMENTS (Continued)*(a) Movement in Investments at amortized cost is as follows:*

	Insurance operations		Shareholders' operations		Total	
	September 30, 2025	December 31, 2024	September 30, 2025	December 31, 2024	September 30, 2025	December 31, 2024
	(Unaudited)	(Audited)	(Unaudited)	(Audited)	(Unaudited)	(Audited)
Balance at beginning of the period / year	279,559	237,545	97,444	100,598	377,003	338,143
Additions during the period / year	21,000	55,402	-	15,938	21,000	71,340
Disposals during the period / year	(3,200)	(17,000)	(24,826)	(19,178)	(28,026)	(36,178)
Amortisation	2,781	3,612	64	86	2,845	3,698
Balance at end of the period /year	300,140	279,559	72,682	97,444	372,822	377,003

*(b) Movement in investments carried at fair value is as follows:**(i) Movements in Investments at fair value through other comprehensive income:*

	Insurance operations		Shareholders' operations		Total	
	September 30, 2025	December 31, 2024	September 30, 2025	December 31, 2024	September 30, 2025	December 31, 2024
	(Unaudited)	(Audited)	(Unaudited)	(Audited)	(Unaudited)	(Audited)
Balance at beginning of the period / year	-	-	67,270	49,608	67,270	49,608
Changes in fair value of investments	-	-	2,508	17,662	2,508	17,662
Balance at end of the period /year	-	-	69,778	67,270	69,778	67,270

AL-ETIHAD COOPERATIVE INSURANCE COMPANY
(A SAUDI JOINT STOCK COMPANY)
NOTES TO THE INTERIM CONDENSED FINANCIAL INFORMATION (Continued)
FOR THE THREE-MONTH AND NINE-MONTH PERIODS ENDED SEPTEMBER 30, 2025
(All amounts expressed in Saudi Riyals thousands unless otherwise stated)

7. INVESTMENTS (Continued)

(b) *Movement in investments carried at fair value is as follows (Continued):*

(ii) Movements in Investments at fair value through profit or loss:

	Insurance operations		Shareholders' operations		Total	
	September 30, 2025	December 31, 2024	September 30, 2025	December 31, 2024	September 30, 2025	December 31, 2024
	(Unaudited)	(Audited)	(Unaudited)	(Audited)	(Unaudited)	(Audited)
Balance at beginning of the period / year	-	-	156,326	165,688	156,326	165,688
Additions during the period / year	-	-	38,242	76,536	38,242	76,536
Disposals	-	-	(31,486)	(91,120)	(31,486)	(91,120)
Changes in fair value of investments	-	-	(752)	5,222	(752)	5,222
Balance at end of the period /year	-	-	162,330	156,326	162,330	156,326

AL-ETIHAD COOPERATIVE INSURANCE COMPANY

(A SAUDI JOINT STOCK COMPANY)

NOTES TO THE INTERIM CONDENSED FINANCIAL INFORMATION (Continued)**FOR THE THREE-MONTH AND NINE-MONTH PERIODS ENDED SEPTEMBER 30, 2025**

(All amounts expressed in Saudi Riyals thousands unless otherwise stated)

8. STATUTORY DEPOSIT

In accordance with Article 58 of the Insurance Implementing Regulations of Insurance Authority, formerly SAMA, the Company is required to maintain a statutory deposit of not less than 10% of its paid-up capital. The statutory deposit is maintained with a Saudi Arabian bank and can be withdrawn only with the consent of the Insurance authority.

In accordance with the instruction received from SAMA vide their circular dated March 1, 2016, the Company has disclosed the commission due on the statutory deposit as at September 30, 2025 as an asset and a liability in this interim condensed financial information.

The gross carrying amount of statutory deposit represents the Company's maximum exposure to credit risk on these financial assets which are categorized under investment grade and Stage 1. Investment grade includes those financial assets having credit exposure equivalent to Standard and Poor's rating of AAA to BBB. The Company's exposures to credit risk are not collateralized. At September 30, 2025 and December 31, 2024, the ECL allowance on such financial assets was immaterial.

9. SHARE CAPITAL

The authorized, issued and paid-up capital of the Company was Saudi Riyals 500 million at September 30, 2025 and December 31, 2024 consisting of 50 million shares of Saudi Riyals 10 each.

Shareholding structure of the Company as of September 30, 2025 and December 31, 2024 is as below:

	Authorized and issued		Paid up
	No. of Shares	Saudi Riyals	
Al Ahleia Insurance Company – Kuwait	14,334,981	143,349,810	143,349,810
Others	35,665,019	356,650,190	356,650,190
	50,000,000	500,000,000	500,000,000

10. ZAKAT AND INCOME TAX PAYABLE*(a) Shareholding percentage*

The shareholding percentage of the Company at September 30, 2025 and December 31, 2024 is as follows:

	September 30, 2025	December 31, 2024
Shareholding percentage subject to zakat (%)	97.3	97.3
Shareholding percentage subject to income tax (%)	2.7	2.7
	100	100

(b) Income tax

Income tax provision relates to non-Saudi shareholders and has been provided for based on the estimated taxable profit at the rate of 20% per annum. The differences between the financial results and taxable income are mainly due to adjustments for certain costs/claims based on the relevant fiscal regulations.

AL-ETIHAD COOPERATIVE INSURANCE COMPANY

(A SAUDI JOINT STOCK COMPANY)

NOTES TO THE INTERIM CONDENSED FINANCIAL INFORMATION (Continued)**FOR THE THREE-MONTH AND NINE-MONTH PERIODS ENDED SEPTEMBER 30, 2025**

(All amounts expressed in Saudi Riyals thousands unless otherwise stated)

10. ZAKAT AND INCOME TAX (Continued)*(c) Movement in the provision for Zakat, income tax and deferred tax during the period / year*

Combined movement of zakat and income tax is as follows:

	Zakat (Unaudited)	Income Tax (Unaudited)	Total (Unaudited)
January 1, 2025	16,538	509	17,047
Charge for the period	7,768	198	7,966
Payment	(15,807)	(506)	(16,313)
September 30, 2025	8,499	201	8,700

	Zakat (Audited)	Income Tax (Audited)	Total (Audited)
January 1, 2024	18,203	757	18,960
Charge for the year:	7,801	199	8,000
Payment	(9,466)	(447)	(9,913)
December 31, 2024	16,538	509	17,047

*(d) Status of assessments**zakat and income tax certificate*

The Company has submitted its zakat and tax returns up to the year ended December 31, 2024 and has received final clearance from ZATCA till the year 2020 and the year 2022.

In 2024, the Zakat, Tax and Customs Authority ("ZATCA") raised final assessments for the years 2021 and 2022 assessing additional zakat liability amounting to Saudi Riyals 1.5 million and Saudi Riyals 0.9 million respectively. The Company had partially accepted and settled the additional liability related to 2021 and file an objection against the remaining items. The objection was subsequently rejected by ZATCA and the Company filed appeal to Tax Violations and Disputes Resolution Committees ("TVDRC") which is currently under review. The Company settled 2022 additional assessment without objection.

The Company also received an assessment for year 2023 from ZATCA claiming additional tax liability amounting to Saudi Riyals 169 thousand. The company settled full amounts and raised objection on the conflict item which is under review by ZATCA. The objection was subsequently rejected by ZATCA and the Company filed appeal to General Secretariat of Zakat, Tax and customs committees (GSZTCC) which is currently under review.

Management believes that the level of the existing provision for zakat and income tax maintained by the Company is presently sufficient to cover such uncertain zakat and income tax positions.

The Company is currently being assessed by ZATCA for Zakat and income tax year 2024 and has not received the assessment yet.

Value added tax

The company has received clearance for VAT till year ended December 31, 2023. The company is currently being assessed by ZATCA for the VAT year 2024 and has not received assessment results yet.

AL-ETIHAD COOPERATIVE INSURANCE COMPANY

(A SAUDI JOINT STOCK COMPANY)

NOTES TO THE INTERIM CONDENSED FINANCIAL INFORMATION (Continued)**FOR THE THREE-MONTH AND NINE-MONTH PERIODS ENDED SEPTEMBER 30, 2025**

(All amounts expressed in Saudi Riyals thousands unless otherwise stated)

11. INSURANCE AND REINSURANCE CONTRACTS**11.1 Composition of the statement of financial position**

An analysis of the amounts presented on the statement of financial position for insurance contracts and reinsurance contracts has been included in the table below:

30 September 2025 (Unaudited)	Motor	Medical	Property and casualty	Total
Insurance Contracts				
Insurance contract assets	-	-	-	-
Insurance contract liabilities	(391,391)	(83,742)	(143,004)	(618,137)
				<u>(618,137)</u>
Reinsurance contracts				
Reinsurance contract assets	(56)	2,697	90,118	92,759
Reinsurance contract liabilities	(3,070)	(9,366)	(1,505)	(13,941)
				<u>78,818</u>
31 December 2024 (Audited)				
Insurance Contracts				
Insurance contract assets	-	21,165	-	21,165
Insurance contract liabilities	(434,237)	(115,621)	(164,605)	(714,463)
				<u>(693,298)</u>
Reinsurance contracts				
Reinsurance contract assets	215	10,053	111,405	121,673
Reinsurance contract liabilities	(11)	-	(830)	(841)
				<u>120,832</u>

AL-ETIHAD COOPERATIVE INSURANCE COMPANY
(A SAUDI JOINT STOCK COMPANY)
NOTES TO THE INTERIM CONDENSED FINANCIAL INFORMATION (Continued)
FOR THE THREE-MONTH AND NINE-MONTH PERIODS ENDED SEPTEMBER 30, 2025
(All amounts expressed in Saudi Riyals thousands unless otherwise stated)

11. INSURANCE AND REINSURANCE CONTRACTS (Continued)

11.2 Analysis by remaining coverage and incurred claims

11.2.1 Insurance contracts

	As at September 30, 2025 (Unaudited)					As at December 31, 2024 (Audited)				
	Liability for remaining coverage		Liability for incurred claims			Liability for remaining coverage		Liability for incurred claims		
	Excluding loss component	Loss component	Estimates of present value of FCF	Risk Adjustment for non-financial risk	Total	Excluding loss component	Loss component	Estimates of present value of FCF	Risk Adjustment for non-financial risk	Total
Insurance contracts										
Insurance contract liabilities - opening	338,309	28,466	334,273	13,415	714,463	536,021	39,985	496,320	20,486	1,092,812
Insurance contract assets - opening	(64,245)	-	41,829	1,251	(21,165)	(2,934)	-	98	2	(2,834)
Opening balance - net	274,064	28,466	376,102	14,666	693,298	533,087	39,985	496,418	20,488	1,089,978
Insurance revenue	(931,202)	-	-	-	(931,202)	(1,489,646)	-	-	-	(1,489,646)
Insurance service expenses										
Incurred claims and other incurred insurance service expenses	-	-	905,607	7,246	912,853	-	-	1,265,790	8,929	1,274,719
Reversal of losses on onerous contracts	-	(13,393)	-	-	(13,393)	-	(11,519)	-	-	(11,519)
Changes that relate to past service - adjustments to the LIC	-	-	(57,805)	(10,046)	(67,851)	-	-	(61,916)	(14,751)	(76,667)
Insurance acquisition cashflows amortisation	138,675	-	-	-	138,675	189,468	-	-	-	189,468
Insurance service expenses	138,675	(13,393)	847,802	(2,800)	970,284	189,468	(11,519)	1,203,874	(5,822)	1,376,001
Finance expense from insurance contracts	-	-	2,356	-	2,356	-	-	7,112	-	7,112
Total changes in the statement of income	(792,527)	(13,393)	850,158	(2,800)	41,438	(1,300,178)	(11,519)	1,210,986	(5,822)	(106,533)
Cashflows										
Premiums received	955,458	-	-	-	955,458	1,218,388	-	-	-	1,218,388
Claims and other directly attributable expenses paid	-	-	(929,738)	-	(929,738)	-	-	(1,331,302)	-	(1,331,302)
Other movement	-	-	-	-	-	(10,378)	-	-	-	(10,378)
Insurance acquisition cashflows paid	(142,319)	-	-	-	(142,319)	(166,855)	-	-	-	(166,855)
Total cash inflows (outflows)	813,139	-	(929,738)	-	(116,599)	1,041,155	-	(1,331,302)	-	(290,147)
Insurance contracts										
Insurance contract liabilities - closing	294,676	15,073	296,522	11,866	618,137	338,309	28,466	334,273	13,415	714,463
Insurance contract assets - closing	-	-	-	-	-	(64,245)	-	41,829	1,251	(21,165)
Closing balance - net	294,676	15,073	296,522	11,866	618,137	274,064	28,466	376,102	14,666	693,298

AL-ETIHAD COOPERATIVE INSURANCE COMPANY

(A SAUDI JOINT STOCK COMPANY)

NOTES TO THE INTERIM CONDENSED FINANCIAL INFORMATION (Continued)
FOR THE THREE-MONTH AND NINE-MONTH PERIODS ENDED SEPTEMBER 30, 2025

(All amounts expressed in Saudi Riyals thousands unless otherwise stated)

11. INSURANCE AND REINSURANCE CONTRACTS (Continued)
11.2 Analysis by remaining coverage and incurred claims (Continued)
11.2.2 Reinsurance contracts

	As at September 30, 2025 (Unaudited)					As at December 31, 2024 (Audited)				
	Asset for remaining coverage		Asset for incurred claims			Asset for remaining coverage		Asset for incurred claims		
	Excluding loss recovery component	Loss recovery component	Estimates of present value of FCF	Risk adjustment for non-financial risk	Total	Excluding loss recovery component	Loss recovery component	Estimates of present value of FCF	Risk adjustment for non-financial risk	Total
Reinsurance contracts										
Reinsurance contract assets - opening	6,370	4,004	106,828	4,471	121,673	16,238	1,288	91,041	3,103	111,670
Reinsurance contract liabilities - opening	(2,873)	203	1,768	61	(841)	(8,837)	120	1,600	42	(7,075)
Opening balance - net	3,497	4,207	108,596	4,532	120,832	7,401	1,408	92,641	3,145	104,595
Allocation of reinsurance premium	(74,348)	-	-	-	(74,348)	(161,160)	-	-	-	(161,160)
Amounts recoverable from reinsurers										
Claims recovered and other directly attributable expenses	-	-	33,267	1,056	34,323	-	-	104,926	2,083	107,009
Loss-recovery on onerous underlying contracts and adjustments	-	(4,072)	-	-	(4,072)	-	2,799	-	-	2,799
Changes that relate to past service - changes in the FCF relating to incurred claims recovery	-	-	(52,815)	(2,466)	(55,281)	-	-	(23,440)	(696)	(24,136)
Amounts recoverable from reinsurers – net	-	(4,072)	(19,548)	(1,410)	(25,030)	-	2,799	81,486	1,387	85,672
Finance (expense) income from reinsurance contracts	-	-	1,411	-	1,411	-	-	(826)	-	(826)
Total changes in the statement of income	(74,348)	(4,072)	(18,137)	(1,410)	(97,967)	(161,160)	2,799	80,660	1,387	(76,314)
Cashflows										
Premiums paid net of ceding commission	77,624	-	-	-	77,624	157,256	-	-	-	157,256
Recoveries from reinsurance	-	-	(21,671)	-	(21,671)	-	-	(64,705)	-	(64,705)
Total cash outflows / (inflows)	77,624	-	(21,671)	-	55,953	157,256	-	(64,705)	-	92,551
Reinsurance contracts										
Reinsurance contract assets - closing	20,491	135	69,012	3,121	92,759	6,370	4,004	106,828	4,471	121,673
Reinsurance contract liabilities - closing	(13,718)	-	(224)	1	(13,941)	(2,873)	203	1,768	61	(841)
Closing balance - net	6,773	135	68,788	3,122	78,818	3,497	4,207	108,596	4,532	120,832

AL-ETIHAD COOPERATIVE INSURANCE COMPANY

(A SAUDI JOINT STOCK COMPANY)

NOTES TO THE INTERIM CONDENSED FINANCIAL INFORMATION (Continued)**FOR THE THREE-MONTH AND NINE-MONTH PERIODS ENDED SEPTEMBER 30, 2025**

(All amounts expressed in Saudi Riyals thousands unless otherwise stated)

12. INSURANCE REVENUE AND EXPENSES

An analysis of insurance revenue, insurance expenses and net expenses from reinsurance contracts held by product line for the three-month and nine-month periods September 30, 2025 and September 30, 2024 is included in following tables respectively. Additional information on amounts recognized in statement of income is included in the insurance contract balances reconciliation.

For the three-month period ended September 30, 2025 (Unaudited)	Motor	Medical	Property and casualty	Total
Insurance revenue from contracts measured under Premium Allocation Approach ("PAA")	229,525	72,402	23,731	325,658
Incurred claims and other incurred insurance service expenses	(234,739)	(71,623)	(10,340)	(316,702)
Changes that relate to past service - adjustments to the LIC	(7,101)	(2,037)	46,191	37,053
(Losses) reversal of losses on onerous contracts	12,539	(823)	270	11,986
Insurance acquisition cash flows amortisation	(36,207)	(7,787)	(5,812)	(49,806)
Total insurance service expenses	(265,508)	(82,270)	30,309	(317,469)
Reinsurance income contracts measured under the PAA				
Reinsurance premium ceded	(2,556)	(42)	(21,827)	(24,425)
Commission earned on reinsurance contracts held	65	43	3,726	3,834
Claims recovered and other directly attributable expenses	5	(6,638)	5,976	(657)
Loss-recovery on onerous underlying contracts and adjustments	(396)	(64)	(112)	(572)
Changes that relate to past service - changes in the FCF relating to incurred claims recovery	(113)	5,172	(36,005)	(30,946)
Total net expenses from reinsurance contracts	(2,995)	(1,529)	(48,242)	(52,766)
Insurance service result from Company's directly written business	(38,978)	(11,397)	5,798	(44,577)
Share of surplus from insurance pools				1,682
Total insurance service result				(42,895)

AL-ETIHAD COOPERATIVE INSURANCE COMPANY

(A SAUDI JOINT STOCK COMPANY)

NOTES TO THE INTERIM CONDENSED FINANCIAL INFORMATION (Continued)**FOR THE THREE-MONTH AND NINE-MONTH PERIODS ENDED SEPTEMBER 30, 2025**

(All amounts expressed in Saudi Riyals thousands unless otherwise stated)

12. INSURANCE REVENUE AND EXPENSES (Continued)

	Motor	Medical	Property and casualty	Total
For the three-month period ended September 30, 2024 (Unaudited)				
Insurance revenue from contracts measured under Premium Allocation Approach ("PAA")	268,656	128,749	28,911	426,316
Incurred claims and other incurred insurance service expenses	(229,128)	(93,185)	(18,891)	(341,204)
Changes that relate to past service - adjustments to the LIC	(9,156)	4,436	9,617	4,897
(Losses) reversal of losses on onerous contracts	2,815	2,281	(350)	4,746
Insurance acquisition cash flows amortisation	(32,388)	(12,731)	(3,611)	(48,730)
Total insurance service expenses	(267,857)	(99,199)	(13,235)	(380,291)
Reinsurance income contracts measured under the PAA				
Reinsurance premium ceded	(3,176)	(27,052)	(29,575)	(59,803)
Commission earned on reinsurance contracts held	87	10	4,651	4,748
Claims recovered and other directly attributable expenses	249	31,275	13,166	44,690
Loss-recovery on onerous underlying contracts and adjustments	(66)	(206)	339	67
Changes that relate to past service - changes in the FCF relating to incurred claims recovery	143	-	(5,317)	(5,174)
Total net expenses from reinsurance contracts	(2,763)	4,027	(16,736)	(15,472)
Insurance service result from Company's directly written business	(1,964)	33,577	(1,060)	30,553
Share of surplus from insurance pools				(813)
Total insurance service result				29,740

AL-ETIHAD COOPERATIVE INSURANCE COMPANY

(A SAUDI JOINT STOCK COMPANY)

NOTES TO THE INTERIM CONDENSED FINANCIAL INFORMATION (Continued)**FOR THE THREE-MONTH AND NINE-MONTH PERIODS ENDED SEPTEMBER 30, 2025**

(All amounts expressed in Saudi Riyals thousands unless otherwise stated)

12. INSURANCE REVENUE AND EXPENSES (Continued)

	Motor	Medical	Property and casualty	Total
For the nine-month period ended September 30, 2025 (Unaudited)				
Insurance revenue from contracts measured under Premium Allocation Approach ("PAA")	634,812	211,609	84,781	931,202
Incurred claims and other incurred insurance service expenses	(663,979)	(206,069)	(42,805)	(912,853)
Changes that relate to past service - adjustments to the LIC	(17,916)	27,204	58,563	67,851
(Losses) reversal of losses on onerous contracts	10,257	(2,641)	5,777	13,393
Insurance acquisition cash flows amortisation	(97,072)	(28,632)	(12,971)	(138,675)
Total insurance service expenses	(768,710)	(210,138)	8,564	(970,284)
Reinsurance income contracts measured under the PAA				
Reinsurance premium ceded	(7,683)	(6,931)	(72,344)	(86,958)
Commission earned on reinsurance contracts held	200	109	12,301	12,610
Claims recovered and other directly attributable expenses	16	8,277	26,030	34,323
Loss-recovery on onerous underlying contracts and adjustments	(359)	-	(3,713)	(4,072)
Changes that relate to past service - changes in the FCF relating to incurred claims recovery	(1,929)	(15,604)	(37,748)	(55,281)
Total net expenses from reinsurance contracts	(9,755)	(14,149)	(75,474)	(99,378)
Insurance service result from Company's directly written business	(143,653)	(12,678)	17,871	(138,460)
Share of surplus from insurance pools				7,035
Total insurance service result				(131,425)

AL-ETIHAD COOPERATIVE INSURANCE COMPANY

(A SAUDI JOINT STOCK COMPANY)

NOTES TO THE INTERIM CONDENSED FINANCIAL INFORMATION (Continued)**FOR THE THREE-MONTH AND NINE-MONTH PERIODS ENDED SEPTEMBER 30, 2025**

(All amounts expressed in Saudi Riyals thousands unless otherwise stated)

12. INSURANCE REVENUE AND EXPENSES (Continued)

	Motor	Medical	Property and casualty	Total
For the nine-month period ended September 30, 2024 (Unaudited)				
Insurance revenue from contracts measured under Premium Allocation Approach ("PAA")	741,633	340,046	82,421	1,164,100
Incurred claims and other incurred insurance service expenses	(633,132)	(293,198)	(54,854)	(981,184)
Changes that relate to past service - adjustments to the LIC	14,203	(10,357)	21,495	25,341
(Losses) reversal of losses on onerous contracts	23,002	12,136	(2,132)	33,006
Insurance acquisition cash flows amortization	(88,909)	(43,298)	(11,125)	(143,332)
Total insurance service expenses	(684,836)	(334,717)	(46,616)	(1,066,169)
Reinsurance income contracts measured under the PAA				
Reinsurance premium ceded	(10,389)	(35,540)	(75,294)	(121,223)
Commission earned on reinsurance contracts held	406	10	12,760	13,176
Claims recovered and other directly attributable expenses	1,455	39,425	38,226	79,106
Loss-recovery on onerous underlying contracts and adjustments	(58)	(425)	1,997	1,514
Changes that relate to past service - changes in the FCF relating to incurred claims recovery	(302)	(3,168)	(13,121)	(16,591)
Total net expenses from reinsurance contracts	(8,888)	302	(35,432)	(44,018)
Insurance service result from Company's directly written business	47,909	5,631	373	53,913
Share of surplus from insurance pools				2,278
Total insurance service result				56,191

AL-ETIHAD COOPERATIVE INSURANCE COMPANY
(A SAUDI JOINT STOCK COMPANY)
NOTES TO THE INTERIM CONDENSED FINANCIAL INFORMATION (Continued)
FOR THE THREE-MONTH AND NINE-MONTH PERIODS ENDED SEPTEMBER 30, 2025
(All amounts expressed in Saudi Riyals thousands unless otherwise stated)

13. INSURANCE FINANCE INCOME - NET

An analysis of the net insurance finance income by product line for the three- month and nine-month periods ended September 30, 2025 and September 30, 2024 respectively is presented below:

For the three-month period ended September 30, 2025 (Unaudited)

	Motor	Medical	Property and casualty	Total
Finance income / (expense) from insurance contracts issued				
Interest accreted	343	(695)	(1,356)	(1,708)
Effect of changes in interest rates and other financial assumptions	343	(695)	(1,356)	(1,708)
Finance income from reinsurance contracts held				
Interest accreted	2	11	1,125	1,138
Finance income / (expense) from reinsurance contracts held	2	11	1,125	1,138
Net insurance finance income / (expense)	345	(684)	(231)	(570)

For the three-month period ended September 30, 2024 (Unaudited)

	Motor	Medical	Property and casualty	Total
Finance (expense) / income from insurance contracts issued				
Interest accreted	(1,756)	190	(1,213)	(2,779)
Effect of changes in interest rates and other financial assumptions	(1,756)	190	(1,213)	(2,779)
Finance income / (expense) from reinsurance contracts held				
Interest accreted	4	(310)	775	469
Finance income / (expense) from reinsurance contracts held	4	(310)	775	469
Net insurance finance (expense) / income	(1,752)	(120)	(438)	(2,310)

For the nine-month period ended September 30, 2025 (Unaudited)

	Motor	Medical	Property and casualty	Total
Finance income / (expense) from insurance contracts issued				
Interest accreted	47	(866)	(1,537)	(2,356)
Effect of changes in interest rates and other financial assumptions	47	(866)	(1,537)	(2,356)
Finance income from reinsurance contracts held				
Interest accreted	40	296	1,075	1,411
Finance income from reinsurance contracts held	40	296	1,075	1,411
Net insurance finance income / (expense)	87	(570)	(462)	(945)

AL-ETIHAD COOPERATIVE INSURANCE COMPANY
(A SAUDI JOINT STOCK COMPANY)
NOTES TO THE INTERIM CONDENSED FINANCIAL INFORMATION (Continued)
FOR THE THREE-MONTH AND NINE-MONTH PERIODS ENDED SEPTEMBER 30, 2025
(All amounts expressed in Saudi Riyals thousands unless otherwise stated)

13. INSURANCE FINANCE INCOME – NET (Continued)

For the nine-month period ended September 30, 2024 (Unaudited)

	Motor	Medical	Property and casualty	Total
Finance (expense) / income from insurance contracts issued				
Interest accreted	(2,929)	205	(3,001)	(5,725)
Effect of changes in interest rates and other financial assumptions				
	(2,929)	205	(3,001)	(5,725)
Finance income / (expense) from reinsurance contracts held				
Interest accreted	14	(299)	(788)	(1,073)
Effects of changes in interest rates and other financial assumptions	-	-	(14)	(14)
Finance income / (expense) from reinsurance contracts held	14	(299)	(802)	(1,087)
Net insurance finance (expense) / income	(2,915)	(94)	(3,803)	(6,812)

14. SHARE OF SURPLUS FROM INSURANCE POOLS

14.1 Share of surplus from Hajj and Umrah

This represents the Company's share in the surplus for medical and general accident product arising from the Hajj and Umrah scheme. The Company with twenty-seven other insurance companies operating in the Kingdom of Saudi Arabia, entered into an agreement with CCI effective from January 1, 2020. The compulsory Umrah product is offered by the ministry and approved by SAMA for insurance of pilgrims coming from outside of the Kingdom of Saudi Arabia except for citizens of the Gulf Cooperation Council countries. This covers general accidents of the pilgrims entering the Kingdom of Saudi Arabia to perform Umrah. The agreement terms are for 4 years starting from January 1, 2020 and it is renewable for another four years subject to the terms and conditions of the agreement. There is no renewal to the agreement in 2025 as the aforementioned arrangement has been discontinued. The Company's share of surplus in the Hajj and Umrah scheme is amounting to Saudi Riyals 0.37 million (For the period ended September 30, 2024: Saudi Riyals 2.19 million).

14.2 Rights and Entitlements of Non-Saudi Employees in Private Sector Entities Insurance ("ED Pool")

The Company along with eighteen other insurance companies operating in the Kingdom of Saudi Arabia, effective from 3 November 2024. This compulsory product covers default of entities in paying the rights and entitlements of non-Saudi employees in private sector entities offered by the "Ministry of Human Resources and Social Development" through IA. The agreement is valid for an initial term of five years, starting from November 3, 2024, and renewable for another five years, subject to the terms and conditions of the agreement. Al-EtiHAD Insurance is the leading company to manage the ED pool on behalf of other participating insurance companies and is entitled to a management fee.

The Company's share of surplus in the Rights and Entitlements of Non-Saudi Employees in Private Sector scheme is amounting to Saudi Riyals 4.9 million (For the period ended September 30, 2024: nil).

AL-ETIHAD COOPERATIVE INSURANCE COMPANY

(A SAUDI JOINT STOCK COMPANY)

NOTES TO THE INTERIM CONDENSED FINANCIAL INFORMATION (Continued)**FOR THE THREE-MONTH AND NINE-MONTH PERIODS ENDED SEPTEMBER 30, 2025**

(All amounts expressed in Saudi Riyals thousands unless otherwise stated)

14. SHARE OF SURPLUS FROM INSURANCE POOLS (Continued)**14.3 Share of surplus from Inherent Defects Insurance**

This represents the Company's share of surplus 4.89% (2024: 10.25%) in the Inherent Defects Insurance ("IDI") product. On September 25, 2020, a Joint Venture agreement was signed among thirteen insurance companies ("Participating Companies") operating in Kingdom of Saudi Arabia for IDI product, based on SAMA approval authorizing Malath Cooperative Insurance Company as the leading company ("Operator"), to manage the IDI program on behalf of the participating insurance companies, selling the product and providing its insurance coverage by creating joint insurance portfolios. Malath Cooperative Insurance Company will exclusively manage the portfolio during the period of validity of the IDI agreement of five years from issue date.

IDI is a mandatory insurance policy for contractors to insure against inherent defects that may appear in buildings and constructions after their occupation in non-governmental sector projects, according to Saudi Council of Ministers Decree No. 509 of 21/09/1439 AH (corresponding to 05/06/2018) and in accordance with the decision 441/187 of the Governor of SAMA dated 05/08/1441 AH (corresponding to 29/03/2020). The Company's share of profit from Inherent Defects Insurance is Saudi Riyals 1.80 million (For the period ended September 30, 2024: Saudi Riyals 0.90 million).

During the period ended September 30, 2025, the IDI participant co-insurance companies executed a binding amendment to the original Agreement dated September 25, 2020. The amendment, effective January 1, 2025, provides for the inclusion of three additional co-insurers. As a result, the existing participants' shares were proportionally reduced relative to their previous allocations.

15. COMMITMENTS AND CONTINGENCIES

The Company's commitments and contingencies are as follows:

Legal proceedings

The Company operates in the insurance industry and is subject to legal proceedings in the normal course of business relating to policyholders' insurance claims. While it is not practicable to forecast or determine the final results of all pending or threatened legal proceedings, management does not believe that such proceedings (including litigations) will have a material impact on the Company's result or financial position.

Commitment

	September 30, 2025 (Unaudited)	December 31, 2024 (Audited)
Letters of guarantee	<u>35,558</u>	<u>37,287</u>

AL-ETIHAD COOPERATIVE INSURANCE COMPANY**(A SAUDI JOINT STOCK COMPANY)****NOTES TO THE INTERIM CONDENSED FINANCIAL INFORMATION (Continued)****FOR THE THREE-MONTH AND NINE-MONTH PERIODS ENDED SEPTEMBER 30, 2025****(All amounts expressed in Saudi Riyals thousands unless otherwise stated)**

16. FAIR VALUE OF FINANCIAL INSTRUMENTS

Fair value is the price that would be received to sell an asset or paid to transfer a liability in an orderly transaction between market participants at the measurement date. The fair value measurement is based on the presumption that the transaction takes place either:

- in the accessible principal market for the asset or liability, or
- in the absence of a principal market, in the most advantages accessible market for the asset or liability.

The fair values of on-balance sheet financial instruments that are not carried at fair value are no significantly different from their carrying amounts included in the interim condensed financial information.

The Company uses the following hierarchy for determining and disclosing the fair value of financial instruments:

- Level 1 - quoted (unadjusted) market prices in active markets for identical assets or liabilities;
- Level 2 - valuation techniques for which the lowest level input that is significant to the fair value measurement is directly or indirectly observable; and
- Level 3 - valuation techniques for which the lowest level input that is significant to the fair value measurement is unobservable.

The following table shows the carrying amounts and fair values of financial assets, including their levels in the fair value hierarchy for financial instruments measured at fair value. It does not include fair value information for financial assets and liabilities not measured at fair value if the carrying amount is a reasonable approximation to fair value, as these are either short-term in nature or carry commission rates which are based on prevalent market commission rates

AL-ETIHAD COOPERATIVE INSURANCE COMPANY
(A SAUDI JOINT STOCK COMPANY)
NOTES TO THE INTERIM CONDENSED FINANCIAL INFORMATION (Continued)
FOR THE THREE-MONTH AND NINE-MONTH PERIODS ENDED SEPTEMBER 30, 2025
(All amounts expressed in Saudi Riyals thousands unless otherwise stated)

16. FAIR VALUE OF FINANCIAL INSTRUMENTS (Continued)

(a) *Carrying amounts and fair value of investments*

Insurance operations

September 30, 2025 (Unaudited)				
	Level 1	Level 2	Level 3	Total
Financial assets measured at fair value				
Investments at FVOCI	-	-	-	-
Investments at FVTPL	-	-	-	-
	-	-	-	-
Financial assets not measured at fair value				
Financial assets at amortized cost	265,738	-	34,402	300,140
Total investments	265,738	-	34,402	300,140

December 31, 2024 (Audited)				
	Level 1	Level 2	Level 3	Total
Financial assets measured at fair value				
Investments at FVOCI	-	-	-	-
Investments at FVTPL	-	-	-	-
	-	-	-	-
Financial assets not measured at fair value				
Financial Assets at amortized cost	245,157	-	34,402	279,559
Total investments	245,157	-	34,402	279,559

Shareholders operations

September 30, 2025 (Unaudited)				
	Level 1	Level 2	Level 3	Total
Financial assets measured at fair value				
Investments at FVTOCI	-	-	69,778	69,778
Investments at FVTPL	114,748	8,707	38,875	162,330
	114,748	8,707	108,653	232,108
Financial assets not measured at fair value				
Financial Assets at amortized cost	52,682	-	20,000	72,682
Total investments	52,682	-	20,000	72,682

December 31, 2024 (Audited)				
	Level 1	Level 2	Level 3	Total
Financial assets measured at fair value				
Investments at FVTOCI	-	-	67,270	67,270
Investments at FVTPL	108,970	8,138	39,218	156,326
	108,970	8,138	106,488	223,596
Financial assets not measured at fair value				
Financial Assets at amortized cost	70,444	-	27,000	97,444
Total investments	70,444	-	27,000	97,444

AL-ETIHAD COOPERATIVE INSURANCE COMPANY

(A SAUDI JOINT STOCK COMPANY)

NOTES TO THE INTERIM CONDENSED FINANCIAL INFORMATION (Continued)**FOR THE THREE-MONTH AND NINE-MONTH PERIODS ENDED SEPTEMBER 30, 2025**

(All amounts expressed in Saudi Riyals thousands unless otherwise stated)

16. FAIR VALUE OF FINANCIAL INSTRUMENTS (Continued)*(a) Carrying amounts and fair value of investments (Continued)*

The fair value of investment in quoted equity instruments include ordinary shares at level 1 based on quoted prices available in the market. Additionally, there were no changes in the valuation techniques. Fair values of private mutual fund classified in Level 3, except for Najm, are determined based on the investees' latest reported net assets values as at the date of statement of financial position taking into account the fair value of underlying investments by the fund.

Specific valuation techniques used by management's independent experts to value Najm investments (level 3), are as follows:

- **Discounted cashflows ("DCF") method:** The DCF valuation to discount the future operating cash flows of the Company to their present value using a weighted average cost of capital as the discount rate ("WACC"). The value derived from such an analysis results into a value for the enterprise (the "Enterprise Value"). This value includes the equity value of the company in addition to its net debt position. In order to arrive to an equity value of a company (the "Equity Value"), all outstanding financial debt and debt-like items, adjusted for excess cash and other liquid financial assets such as Murabahas and other investments, are subtracted from the Enterprise Value; and
- **Market multiples method:** The acquisition multiples of comparable private precedent transactions were assessed to indicate the value of the Company based on similar private transactions that have occurred during the previous period and covering full economic cycle. The Company has relied on local multiples valuation consisting of companies operating with a similar business model.

A weight of 60% (2024: 60%) and 40% (2024: 40%) are then applied to the fair values determined under both methods, to arrive at the equity valuation of Najm and the Company then accounts for its share in equity of Najm i.e. 3.45%.

Cash and cash equivalents, term deposits, investments not measured at FVTPL and FVTOCI, statutory deposit, accrued income on statutory deposits and the financial liabilities except employee benefit obligations are measured at amortized cost.

There were no transfers between levels 1 and 2 for recurring fair value measurements during the period. Furthermore, there were no transfers into and out of level 3 measurements.

(b) Reconciliation of recurring fair value measurements categorized within Level 3 of the fair value hierarchy

	Insurance operations		Shareholders' operations		Total	
	September 30, 2025	December 31, 2024	September 30, 2025	December 31, 2024	September 30, 2025	December 31, 2024
	(Unaudited)	(Audited)	(Unaudited)	(Audited)	(Unaudited)	(Audited)
Balance at beginning of the period / year	34,402	-	133,488	114,863	167,890	114,863
Purchases	-	34,402	-	-	-	34,402
Disposals	-	-	(7,000)	-	(7,000)	-
Unrealized gain (loss) on fair value through FVTPL	-	-	(343)	964	(343)	964
Unrealised gain on fair value through FVOCI	-	-	2,508	17,661	2,508	17,661
Balance at end of the period /year	34,402	34,402	128,653	133,488	163,055	167,890

AL-ETIHAD COOPERATIVE INSURANCE COMPANY

(A SAUDI JOINT STOCK COMPANY)

NOTES TO THE INTERIM CONDENSED FINANCIAL INFORMATION (Continued)**FOR THE THREE-MONTH AND NINE-MONTH PERIODS ENDED SEPTEMBER 30, 2025**

(All amounts expressed in Saudi Riyals thousands unless otherwise stated)

17. RELATED PARTY TRANSACTIONS AND BALANCES

Related parties comprise the shareholders, directors, associated companies (representing entities which are directly or indirectly controlled by or under the control of joint control of a shareholder who has significant influence over the Company), and key management personnel. Related parties also include business entities in which certain directors or senior management have control or joint control. Pricing policies and terms of these transactions are approved by the Company's management and Board of Directors.

The following are the details of major related parties' transactions during the year and the related balances:

<i>Related parties</i>	Nature of transactions	For the three -month period ended September 30,		For the nine-month period ended September 30,	
		2025	2024	2025	2024
		(Unaudited)	(Unaudited)	(Unaudited)	(Unaudited)
Board members	Reinsurance premium ceded	(388)	2,341	1,492	3,777
	Reinsurers' share of claims paid	47	219	222	396

Balances due to related parties are comprised of the followings:

<i>Related parties</i>	Nature of balance	September 30, 2025	December 31, 2024
		(Unaudited)	(Audited)
Board members	Reinsurance (payables) / receivables	(1,089)	1,168

(a) The compensation of key management personnel during the period is as follows:

	For the nine-month period ended September 30,	
	2025	2024
	(Unaudited)	(Unaudited)
Salaries and benefits – short term	4,420	4,242
Employee benefit obligations – long term	239	225
Charge for the period	4,659	4,467

Compensation to key management personnel is on employment terms and as per the by-laws of the Company.

18. CAPITAL RISK MANAGEMENT

Objectives are set by the Company to maintain healthy capital ratios in order to support its business objectives and maximise shareholders' value.

The Company manages its capital requirements by assessing shortfalls between reported and required capital levels on a regular basis. Adjustments to current capital levels are made in light of changes in market conditions and risk characteristics of the Company's activities. In order to maintain or adjust the capital structure, the Company may adjust the amount of dividends paid to shareholders or issue shares.

AL-ETIHAD COOPERATIVE INSURANCE COMPANY

(A SAUDI JOINT STOCK COMPANY)

NOTES TO THE INTERIM CONDENSED FINANCIAL INFORMATION (Continued)**FOR THE THREE-MONTH AND NINE-MONTH PERIODS ENDED SEPTEMBER 30, 2025**

(All amounts expressed in Saudi Riyals thousands unless otherwise stated)

18. CAPITAL RISK MANAGEMENT (Continued)

As per Article 66 of the Regulations, the Company shall maintain a solvency margin equivalent to the highest of the following three methods:

- Minimum capital requirement;
- Premium solvency margin; or
- Claims solvency margin.

As of September 30, 2025, the Company is in compliance with the minimum solvency margin as required by the Implementing Regulations of the Cooperative Insurance Companies Control Law.

19. BASIC AND DILUTED (LOSS) / EARNINGS PER SHARE

Basic and diluted (loss) earnings per share for the nine-month period ended September 30, 2025 and 2024 is calculated by dividing total (loss) income for the period attributable to the shareholders by the weighted average number of outstanding shares during the period.

	For the three-month period ended September 30,		For the nine-month period ended September 30,	
	2025	2024	2025	2024
	(Unaudited)	(Unaudited)	(Unaudited)	(Unaudited)
Weighted average number of ordinary shares	50,000	50,000	50,000	50,000
Total (loss) income for the period attributable to the shareholders	(33,547)	3,867	(109,159)	55,916
Basic and diluted (loss) earnings per share	(0.67)	0.08	(2.18)	1.12

20. OPERATING SEGMENTS

A segment is a distinguishable component of the Company that is engaged in providing products or services (a business segment), which is subject to risk and rewards that are different from those of other segments. Segment performance is evaluated based on profit or loss which, in certain respects, is measured differently from profit or loss in the interim condensed financial information.

The Board of Directors of the Company monitors the results of the Company's operations and have been identified as the Chief Operating Decision Maker (CODM). The net results of the Company are reported to the Board of Directors for the Company as a whole. Furthermore, the Company operates in one geographical area i.e. Kingdom of Saudi Arabia.

Accordingly, segmental analysis of the interim condensed statements of income and other comprehensive income and interim condensed statement of financial position is not carried out as the CODM considers the Company to be a single operating segment based on the nature of its operations and products. However, the Company has disclosed its insurance related balances/results by product lines, which are determined based on the disaggregation principles of IFRS 17. These include insurance contract liabilities/assets, reinsurance contract assets/liabilities, insurance service results and insurance finance income / expenses. Refer note 4, 11, 12 and 13 for such analysis.

AL-ETIHAD COOPERATIVE INSURANCE COMPANY

(A SAUDI JOINT STOCK COMPANY)

NOTES TO THE INTERIM CONDENSED FINANCIAL INFORMATION (Continued)**FOR THE THREE-MONTH AND NINE-MONTH PERIODS ENDED SEPTEMBER 30, 2025**

(All amounts expressed in Saudi Riyals thousands unless otherwise stated)

21. GROSS WRITTEN PREMIUM

Details relating to gross written premium within insurance revenue are disclosed below to comply with the requirements of Insurance Authority and are not calculated as per the requirements of IFRS 17.

For the three-month period ended September 30, 2025 (Unaudited)

Breakdown of GWP	Motor	Medical	Property & casualty	Total
Individual	220,530	1,810	247	222,587
Micro Entities	8,825	23,166	3,022	35,013
Small Entities	2,044	4,843	4,960	11,847
Medium Entities	3,091	8,547	5,823	17,461
Large Organizations	2,496	4,314	2,712	9,522
Total	236,986	42,680	16,764	296,430

For the three-month period ended September 30, 2024 (Unaudited)

Breakdown of GWP	Motor	Medical	Property & casualty	Total
Individual	148,882	1,589	14,700	165,171
Micro Entities	1,811	41,488	896	44,195
Small Entities	3,257	9,185	4,202	16,644
Medium Entities	3,342	2,907	11,306	17,555
Large Organizations	19,276	215,790	8,648	243,714
Total	176,568	270,959	39,752	487,279

For the nine-month period ended September 30, 2025 (Unaudited)

Breakdown of GWP	Motor	Medical	Property & casualty	Total
Individual	592,088	8,709	2,503	603,300
Micro Entities	15,031	91,447	8,055	114,533
Small Entities	10,530	18,327	13,664	42,521
Medium Entities	23,856	22,245	15,282	61,383
Large Organizations	24,656	27,424	30,541	82,621
Total	666,161	168,152	70,045	904,358

For the nine-month period ended September 30, 2024 (Unaudited)

Breakdown of GWP	Motor	Medical	Property & casualty	Total
Individual	441,190	3,698	15,879	460,767
Micro Entities	5,652	91,380	2,574	99,606
Small Entities	21,646	29,037	13,517	64,200
Medium Entities	19,177	13,859	29,640	62,676
Large Organizations	48,871	240,038	36,573	325,482
Total	536,536	378,012	98,183	1,012,731

AL-ETIHAD COOPERATIVE INSURANCE COMPANY

(A SAUDI JOINT STOCK COMPANY)

NOTES TO THE INTERIM CONDENSED FINANCIAL INFORMATION (Continued)**FOR THE THREE-MONTH AND NINE-MONTH PERIODS ENDED SEPTEMBER 30, 2025**

(All amounts expressed in Saudi Riyals thousands unless otherwise stated)

22. NET WRITTEN PREMIUM

Details relating to net written premium within insurance revenue are disclosed below to comply with the requirements of Insurance Authority and are not calculated as per the requirements of IFRS 17.

For the three-month period ended September 30, 2025 (Unaudited)

Item	Motor	Medical	Property & casualty	Total
Gross written premium	236,986	42,680	16,764	296,430
Reinsurance premium ceded – Local	(718)	58	(2,814)	(3,474)
Reinsurance premium ceded – Foreign	(118)	(480)	(10,199)	(10,797)
Excess of loss expenses	(1,635)	496	(1,135)	(2,274)
Net written premium - total	234,515	42,754	2,616	279,885

For the three-month period ended September 30, 2024 (Unaudited)

Item	Motor	Medical	Property & casualty	Total
Gross written premium	176,568	270,959	39,752	487,279
Reinsurance premium ceded – Local	(1,449)	(431)	(3,567)	(5,447)
Reinsurance premium ceded – Foreign	(834)	(99,577)	(32,765)	(133,176)
Excess of loss expenses	(662)	(2,581)	(324)	(3,567)
Net written premium - total	173,623	168,370	3,096	345,089

For the nine-month period ended September 30, 2025 (Unaudited)

Item	Motor	Medical	Property & casualty	Total
Gross written premium	666,161	168,152	70,045	904,358
Reinsurance premium ceded – Local	(2,289)	(546)	(14,332)	(17,167)
Reinsurance premium ceded – Foreign	(553)	(2,694)	(43,219)	(46,466)
Excess of loss expenses	(4,904)	(989)	(3,430)	(9,323)
Net written premium - total	658,415	163,923	9,064	831,402

For the nine-month period ended September 30, 2024 (Unaudited)

Item	Motor	Medical	Property & casualty	Total
Gross written premium	536,536	378,012	98,183	1,012,731
Reinsurance premium ceded – Local	(3,070)	(1,410)	(10,810)	(15,290)
Reinsurance premium ceded – Foreign	(350)	(99,042)	(74,385)	(173,777)
Excess of loss expenses	(6,089)	(10,096)	(2,596)	(18,781)
Net written premium - total	527,027	267,464	10,392	804,883

AL-ETIHAD COOPERATIVE INSURANCE COMPANY

(A SAUDI JOINT STOCK COMPANY)

NOTES TO THE INTERIM CONDENSED FINANCIAL INFORMATION (Continued)**FOR THE THREE-MONTH AND NINE-MONTH PERIODS ENDED SEPTEMBER 30, 2025**

(All amounts expressed in Saudi Riyals thousands unless otherwise stated)

23. SUPPLEMENTARY INFORMATION**Interim condensed statement of financial position**

	September 30, 2025 (Unaudited)			December 31, 2024 (audited)		
	Insurance operations	Shareholders' operations	Total	Insurance operations	Shareholders' operations	Total
<u>ASSETS</u>						
Cash and cash equivalents	53,206	5,142	58,348	75,858	30,209	106,067
Term deposits	329,081	91,877	420,958	428,463	133,528	561,991
Financial assets at fair value	-	232,108	232,108	-	223,596	223,596
Financial assets at amortized cost	268,453	73,553	342,006	247,534	99,296	346,830
Prepaid expenses and other assets	60,915	246	61,161	42,942	-	42,942
Insurance contract assets	-	-	-	21,165	-	21,165
Reinsurance contract assets	92,759	-	92,759	121,673	-	121,673
Right-of-use assets	5,397	-	5,397	7,996	-	7,996
Property and equipment	6,188	-	6,188	7,523	-	7,523
Intangible assets	11,923	-	11,923	14,737	-	14,737
Accrued income on statutory deposit	-	2,124	2,124	-	509	509
Goodwill	-	4,497	4,497	-	4,497	4,497
Statutory deposit	-	50,000	50,000	-	50,000	50,000
Due from shareholders'/insurance operations	-	130,905	130,905	-	192,612	192,612
Total assets	827,922	590,452	1,418,374	967,891	734,247	1,702,138
Less: inter-operation elimination	-	(130,905)	(130,905)	-	(192,612)	(192,612)
TOTAL ASSETS	827,922	459,547	1,287,469	967,891	541,635	1,509,526

AL-ETIHAD COOPERATIVE INSURANCE COMPANY

(A SAUDI JOINT STOCK COMPANY)

NOTES TO THE INTERIM CONDENSED FINANCIAL INFORMATION (Continued)**FOR THE THREE-MONTH AND NINE-MONTH PERIODS ENDED SEPTEMBER 30, 2025**

(All amounts expressed in Saudi Riyals thousands unless otherwise stated)

23. SUPPLEMENTARY INFORMATION (Continued)**Interim condensed statement of financial position (Continued)**

	September 30, 2025 (Unaudited)			December 31, 2024 (audited)		
	Insurance operations	Shareholders' operations	Total	Insurance operations	Shareholders' operations	Total
<u>LIABILITIES</u>						
Accrued and other liabilities	38,321	2,523	40,844	33,556	2,935	36,491
Insurance contract liabilities	618,137	-	618,137	714,463	-	714,463
Reinsurance contract liabilities	13,941	-	13,941	841	-	841
Employee benefit obligations	23,300	-	23,300	20,968	-	20,968
Lease liabilities	4,595	-	4,595	6,728	-	6,728
Zakat and income tax payable	-	8,700	8,700	-	17,047	17,047
Accrued income payable to Insurance Authority	-	2,946	2,946	-	1,331	1,331
Due to shareholders'/insurance operations	130,905	-	130,905	192,612	-	192,612
Total liabilities	829,199	14,169	843,368	969,168	21,313	990,481
Less: interoperation elimination	(130,905)	-	(130,905)	(192,612)	-	(192,612)
Total liabilities	698,294	14,169	712,463	776,556	21,313	797,869
<u>Equity</u>						
Share capital	-	500,000	500,000	-	500,000	500,000
Retained earnings	-	(26,787)	(26,787)	-	112,372	112,372
Statutory reserve	-	41,362	41,362	-	41,362	41,362
Fair value reserve	-	61,709	61,709	-	59,201	59,201
Remeasurement reserve of employee benefit obligations	(1,278)	-	(1,278)	(1,278)	-	(1,278)
Total equity	(1,278)	576,284	575,006	(1,278)	712,935	711,657
TOTAL LIABILITIES AND EQUITY	697,016	590,453	1,287,469	775,278	734,248	1,509,526

AL-ETIHAD COOPERATIVE INSURANCE COMPANY

(A SAUDI JOINT STOCK COMPANY)

NOTES TO THE INTERIM CONDENSED FINANCIAL INFORMATION (Continued)**FOR THE THREE-MONTH AND NINE-MONTH PERIODS ENDED SEPTEMBER 30, 2025**

(All amounts expressed in Saudi Riyals thousands unless otherwise stated)

23. SUPPLEMENTARY INFORMATION (Continued)**Interim Condensed Statement of income (Unaudited)**

	For the three-month period ended September 30, 2025			For the three-month period ended September 30, 2024		
	Insurance operations	Shareholders' operations	Total	Insurance operations	Shareholders' operations	Total
Insurance revenue	325,658	-	325,658	426,316	-	426,316
Insurance service expenses	(317,469)	-	(317,469)	(380,291)	-	(380,291)
Net expenses from reinsurance contracts	(52,766)	-	(52,766)	(15,472)	-	(15,472)
Insurance services result from Company's directly written business	(44,577)	-	(44,577)	30,553	-	30,553
Share of surplus from insurance pool	1,682	-	1,682	(813)	-	(813)
Insurance service result	(42,895)	-	(42,895)	29,740	-	29,740
Murabaha income from financial assets not measured at FVTPL	7,546	2,203	9,749	9,944	3,767	13,711
Net gain on financial assets measured at FVTPL	-	3,009	3,009	-	2,949	2,949
Other investment revenue / dividend income	126	629	755	-	1,028	1,028
Net impairment (loss) / reversal on financial assets	(114)	2	(112)	(34,696)	3	(34,693)
Net investment income	7,558	5,843	13,401	(24,752)	7,747	(17,005)
Finance expense from insurance contracts issued	(1,708)	-	(1,708)	(2,779)	-	(2,779)
Finance income / (expenses) from reinsurance contracts held	1,138	-	1,138	469	-	469
Net insurance finance expense	(570)	-	(570)	(2,310)	-	(2,310)
Net insurance and investment result	(35,907)	5,843	(30,064)	2,678	7,747	10,425
Other operating expenses	(1,664)	(742)	(2,406)	(2,590)	(936)	(3,526)
Finance cost on lease liabilities	(52)	-	(52)	(32)	-	(32)
Other income	1,225	-	1,225	-	-	-
Total (loss) / profit for the period before zakat and income tax	(36,398)	5,101	(31,297)	56	6,811	6,867
Zakat and income tax expense	-	(2,250)	(2,250)	-	(3,000)	(3,000)
NET (LOSS) / PROFIT FOR THE PERIOD ATTRIBUTABLE TO THE SHAREHOLDERS	-	(33,547)	(33,547)	-	3,867	3,867

AL-ETIHAD COOPERATIVE INSURANCE COMPANY

(A SAUDI JOINT STOCK COMPANY)

NOTES TO THE INTERIM CONDENSED FINANCIAL INFORMATION (Continued)**FOR THE THREE-MONTH AND NINE-MONTH PERIODS ENDED SEPTEMBER 30, 2025**

(All amounts expressed in Saudi Riyals thousands unless otherwise stated)

23. SUPPLEMENTARY INFORMATION (Continued)**Interim Condensed Statement of income (Unaudited) (Continued)**

	For the nine-month period ended September 30, 2025			For the nine-month period ended September 30, 2024		
	Insurance operations	Shareholders' operations	Total	Insurance operations	Shareholders' operations	Total
Insurance revenue	931,202	-	931,202	1,164,100	-	1,164,100
Insurance service expenses	(970,284)	-	(970,284)	(1,066,169)	-	(1,066,169)
Net expenses from reinsurance contracts held	(99,378)	-	(99,378)	(44,018)	-	(44,018)
Insurance services result from company's Directly written business	(138,460)	-	(138,460)	53,913	-	53,913
Share of surplus from insurance pool	7,035	-	7,035	2,278	-	2,278
Insurance service result	(131,425)	-	(131,425)	56,191	-	56,191
Murabaha income from financial assets not measured at FVTPL	23,895	7,695	31,590	33,330	12,502	45,832
Net (loss) / gain on financial assets measured at FVTPL	-	(752)	(752)	-	9,942	9,942
Other investment revenue / dividend income	628	3,031	3,659	-	2,632	2,632
Net impairment loss on financial assets	(304)	10	(294)	(34,666)	34	(34,632)
Investment return	24,219	9,984	34,203	(1,336)	25,110	23,774
Finance (expense) from insurance contracts issued	(2,356)	-	(2,356)	(5,725)	-	(5,725)
Finance income / (expenses) from reinsurance contracts held	1,411	-	1,411	(1,087)	-	(1,087)
Net insurance finance (expense)	(945)	-	(945)	(6,812)	-	(6,812)
Net insurance and investment result	(108,151)	9,984	(98,167)	48,043	25,110	73,153
Other operating expenses	(5,477)	(2,304)	(7,781)	(9,391)	(2,522)	(11,913)
Finance cost on lease liabilities	(179)	-	(179)	(120)	-	(120)
Other income	4,934	-	4,934	1,796	-	1,796
Total (loss) / profit for the period before zakat and income tax	(108,873)	7,680	(101,193)	40,328	22,588	62,916
Zakat and income tax expense	-	(7,966)	(7,966)	-	(7,000)	(7,000)
NET (LOSS) / PROFIT FOR THE PERIOD ATTRIBUTABLE TO THE SHAREHOLDERS	-	(109,159)	(109,159)	-	55,916	55,916

AL-ETIHAD COOPERATIVE INSURANCE COMPANY

(A SAUDI JOINT STOCK COMPANY)

NOTES TO THE INTERIM CONDENSED FINANCIAL INFORMATION (Continued)**FOR THE THREE-MONTH AND NINE-MONTH PERIODS ENDED SEPTEMBER 30, 2025**

(All amounts expressed in Saudi Riyals thousands unless otherwise stated)

23. SUPPLEMENTARY INFORMATION (Continued)**Interim Condensed Statement of other comprehensive income (Unaudited)**

	For the three months period ended September 30, 2025			For the three months period ended September 30, 2024		
	Insurance operations	Shareholders' operations	Total	Insurance operations	Shareholders' operations	Total
NET (LOSS) / PROFIT FOR THE PERIOD ATTRIBUTABLE TO THE SHAREHOLDERS	-	(33,547)	(33,547)	-	3,867	3,867
Other comprehensive income:						
Items that will not be reclassified to interim condensed statement of income in subsequent periods						
Net changes in fair value of investments measured at FVOCI	-	-	-	-	-	-
TOTAL COMPREHENSIVE INCOME FOR THE PERIOD ATTRIBUTABLE TO THE SHAREHOLDERS	-	(33,547)	(33,547)	-	3,867	3,867
	For the nine months period ended September 30, 2025			For the nine months period ended September 30, 2024		
	Insurance operations	Shareholders' operations	Total	Insurance operations	Shareholders' operations	Total
NET (LOSS) / PROFIT FOR THE PERIOD ATTRIBUTABLE TO THE SHAREHOLDERS	-	(109,159)	(109,159)	-	55,916	55,916
Other comprehensive income:						
Items that will not be reclassified to interim condensed statement of income in subsequent periods						
Net changes in fair value of investments measured at FVOCI	-	2,508	2,508	-	-	-
TOTAL COMPREHENSIVE INCOME FOR THE PERIOD ATTRIBUTABLE TO THE SHAREHOLDERS	-	(106,651)	(106,651)	-	55,916	55,916

AL-ETIHAD COOPERATIVE INSURANCE COMPANY

(A SAUDI JOINT STOCK COMPANY)

NOTES TO THE INTERIM CONDENSED FINANCIAL INFORMATION (Continued)**FOR THE THREE-MONTH AND NINE-MONTH PERIODS ENDED SEPTEMBER 30, 2025**

(All amounts expressed in Saudi Riyals thousands unless otherwise stated)

23. SUPPLEMENTARY INFORMATION (Continued)**Interim condensed statement of cash flows (Unaudited)**

	For the nine months period ended September 30, 2025			For the nine months period ended September 30, 2024		
	Insurance operations	Shareholders' operations	Total	Insurance operations	Shareholders' operations	Total
CASH FLOWS FROM OPERATING ACTIVITIES						
Net income (loss) for the period	-	(101,193)	(101,193)	-	62,916	62,916
<u>Adjustments for non-cash items:</u>						
Depreciation of property and equipment	1,787	-	1,787	1,860	-	1,860
Amortization of intangible assets	2,931	-	2,931	1,111	-	1,111
Depreciation charge of right to use assets	2,600	-	2,600	2,417	-	2,417
Net impairment loss on investments	320	(3)	317	264	(34)	230
Net gains on investments at fair value through profit or loss	-	752	752	-	(9,942)	(9,942)
Amortization of Sukuk using effective interest rate method	(2,845)	-	(2,845)	(2,767)	-	(2,767)
Finance cost on lease liabilities	179	-	179	120	-	120
Sukuk income	(3,035)	(873)	(3,908)	(2,779)	(1,407)	(4,186)
Murabaha income	(3,130)	(1,864)	(4,994)	(10,020)	(3,816)	(13,836)
Provision for employee benefit obligation	3,729	-	3,729	3,302	-	3,302
<u>Changes in operating assets and liabilities:</u>						
Prepaid expenses and other assets	(17,973)	(246)	(18,219)	(19,463)	1,289	(18,174)
Insurance contract assets	21,165	-	21,165	(2,952)	-	(2,952)
Reinsurance contract assets	28,914	-	28,914	(3,768)	-	(3,768)
Accrued and other liabilities	4,765	(412)	4,353	10,457	(279)	10,178
Insurance contract liabilities	(96,326)	-	(96,326)	(315,886)	-	(315,886)
Reinsurance contract liabilities	13,100	-	13,100	(4,983)	-	(4,983)
Accrued income on statutory deposit	-	(1,615)	(1,615)	-	(2,062)	(2,062)
Accrued income payable to Insurance Authority	-	1,615	1,615	-	2,062	2,062
Due from insurance operations	-	61,708	61,708	-	(70,371)	(70,371)
Due to insurance operations	-	-	-	-	(23,681)	(23,681)
Due from shareholders' operations	-	-	-	23,681	-	23,681
Due to shareholders' operations	(61,708)	-	(61,708)	70,371	-	70,371
	(105,527)	(42,131)	(147,658)	(249,035)	(45,325)	(294,360)
Employee benefit obligations paid	(1,397)	-	(1,397)	(2,160)	-	(2,160)
Zakat and income tax paid	-	(16,313)	(16,313)	-	(9,913)	(9,913)
Net cash used in operating activities	(106,924)	(58,444)	(165,368)	(251,195)	(55,238)	(306,433)

AL-ETIHAD COOPERATIVE INSURANCE COMPANY

(A SAUDI JOINT STOCK COMPANY)

NOTES TO THE INTERIM CONDENSED FINANCIAL INFORMATION (Continued)**FOR THE THREE-MONTH AND NINE-MONTH PERIODS ENDED SEPTEMBER 30, 2025**

(All amounts expressed in Saudi Riyals thousands unless otherwise stated)

23. SUPPLEMENTARY INFORMATION (Continued)**Interim condensed statement of cash flows (Unaudited) (Continued)**

	For the nine months period ended September 30, 2025			For the nine months period ended September 30, 2024		
	Insurance operations	Shareholders' operations	Total	Insurance operations	Shareholders' operations	Total
CASH FLOWS FROM INVESTING ACTIVITIES						
Payment against purchase of financial assets at amortised cost	(20,999)	-	(20,999)	(55,402)	(15,938)	(71,340)
Proceed from sale of financial assets at amortised cost	5,641	26,618	32,259	54,246	16,560	70,806
Payment against purchase of financial assets at FVTPL	-	(38,243)	(38,243)	-	(58,039)	(58,039)
Proceed from sale of financial assets at FVTPL	-	31,487	31,487	-	78,148	78,148
Net movement in term deposits	102,513	43,514	146,027	254,020	113,691	367,711
Addition to property and equipment	(452)	-	(452)	(5,880)	-	(5,880)
Addition to Intangible Assets	(117)	-	(117)	(618)	-	(618)
Additions/disposals in statutory deposit	-	-	-	-	(5,000)	(5,000)
Net cash generated from investing activities	86,586	63,376	149,962	246,366	129,422	375,788
CASH FLOWS FROM FINANCING ACTIVITIES						
Lease payment	(2,313)	-	(2,313)	(3,569)	-	(3,569)
Dividend paid	-	(30,000)	(30,000)	-	(27,000)	(27,000)
Net cash used in financing activities	(2,313)	(30,000)	(32,313)	(3,569)	(27,000)	(30,569)
Net change in cash and cash equivalents	(22,651)	(25,068)	(47,719)	(8,398)	47,184	38,786
Cash and cash equivalents, beginning of the period	75,857	30,210	106,067	67,840	9,534	77,374
CASH AND CASH EQUIVALENTS, AT THE END OF THE PERIOD	53,206	5,142	58,348	59,442	56,718	116,160

AL-ETIHAD COOPERATIVE INSURANCE COMPANY

(A SAUDI JOINT STOCK COMPANY)

NOTES TO THE INTERIM CONDENSED FINANCIAL INFORMATION (Continued)**FOR THE THREE-MONTH AND NINE-MONTH PERIODS ENDED SEPTEMBER 30, 2025**

(All amounts expressed in Saudi Riyals thousands unless otherwise stated)

24. SENSITIVITY OF ASSUMPTIONS

The risks under insurance contracts and the risk management policies are consistent with those as disclosed in the annual financial statements for the year ended December 31, 2024. The Company believes that the claim liabilities under insurance contracts outstanding at the reporting period below are adequate. However, these amounts are not certain and actual payments may differ from the claim's liabilities provided in the interim condensed financial statements. The insurance results are sensitive to various assumptions. It has not been possible to quantify the sensitivity specific variable such as legislative changes or uncertainties in the estimation process.

	September 30, 2025 (Unaudited)	December 31, 2024 (Audited)
Liability for incurred claims		
Estimates of present value of FCF	296,522	376,102
Risk adjustment for non-financial risk	11,866	14,666
Asset for incurred claims		
Estimates of present value of FCF	68,788	108,596
Risk adjustment for non-financial risk	3,122	4,532

Following are the sensitivities derived for the portfolios computed under PAA approach before risk mitigation by reinsurance contracts held:

	September 30, 2025 (Unaudited)	September 30, 2024 (Unaudited)
	Impact on profit before zakat and income tax	Impact on profit before zakat and income tax
Change in risk adjustment for non-financial risk		
5 percentiles increase in the confidence level	(2,890)	(4,577)
5 percentiles decrease in the confidence level	3,265	5,170

Following are the sensitivities derived for the portfolios computed under PAA approach for the reinsurance contracts held:

	September 30, 2025 (Unaudited)	September 30, 2024 (Unaudited)
	Impact on profit before zakat and income tax	Impact on profit before zakat and income tax
Change in risk adjustment for non-financial risk		
5 percentiles increase in the confidence level	817	(1,265)
5 percentiles decrease in the confidence level	(729)	1,441

AL-ETIHAD COOPERATIVE INSURANCE COMPANY

(A SAUDI JOINT STOCK COMPANY)

NOTES TO THE INTERIM CONDENSED FINANCIAL INFORMATION (Continued)**FOR THE THREE-MONTH AND NINE-MONTH PERIODS ENDED SEPTEMBER 30, 2025**

(All amounts expressed in Saudi Riyals thousands unless otherwise stated)

25. COMPARATIVE FIGURES

During the current period, the Company has reassessed the classification of amounts recoverable from salvage activities previously presented under other receivables. To align with the presentation and measurement requirements of IFRS 17 - Insurance Contracts, these balances have been reclassified / restated to Liabilities for Incurred Claims (LIC). This reclassification / restatement better reflects the nature of these amounts as recoveries directly related to claims settlement activities. Further, the Company has reclassified / restated Murabaha receivable amounts previously presented under other receivables to be included within the carrying amount of term deposits and investments measured at amortized cost, in accordance with the classification and measurement principles of IFRS 9 - Financial Instruments. In addition, the Company has reclassified / restated intangible assets previously included under "Property and equipment" to a separate line item titled Intangible Assets, in accordance with the presentation and recognition requirements of IAS 16 - Property, Plant and Equipment and IAS 38 - Intangible Assets. This reclassification / restatement provides a more accurate presentation of the nature and classification of these assets.

This change in presentation has no impact on the total equity or profit reported in prior periods. Comparative figures have been reclassified / restated accordingly for consistency

The impact of reclassification / restatement on the statement of financial position as at December 31, 2024 and January 1, 2024 are as follows:

Statement of financial position as of December 31, 2024:

	Balance as previously reported - Audited	Reclassification / restatement	Balance as reclassified / restated
Financial assets at amortized cost	342,183	4,647	346,830
Prepaid expenses and other assets	97,296	(54,354)	42,942
Term deposits	553,540	8,451	561,991
Insurance contract liabilities	(755,719)	41,256	(714,463)
Property and equipment	22,260	(14,737)	7,523
Intangible assets	-	14,737	14,737

Statement of financial position as of January 1, 2024:

	Balance as previously reported - Audited	Reclassification / restatement	Balance as reclassified / restated
Financial assets at amortized cost	337,948	3,551	341,499
Prepaid expenses and other assets	99,053	(21,032)	78,021
Term deposits	949,500	17,021	966,521
Insurance contract liabilities	(1,093,272)	460	(1,092,812)
Property and equipment	19,820	(4,731)	15,089
Intangible assets	-	4,731	4,731

26. SUBSEQUENT EVENTS

No events have arisen subsequent to September 30, 2025, and before the date of approval of this interim condensed financial information, that could have a significant effect on the interim condensed financial information as at and for the period ended September 30, 2025.

27. DIVIDENDS

During the period ended September 30, 2025, at the extraordinary general assembly meeting, the shareholders of the Company approved the recommendation of Board of Directors to distribute dividends amounting to Saudi Riyals 30 million (Saudi Riyals 0.6 per share) to eligible shareholders. For the year ended December 31, 2024, dividends of Saudi Riyals 27 million (Saudi Riyals 0.6 per share) were approved and distributed to eligible shareholders.

28. APPROVAL OF THE INTERIM CONDENSED FINANCIAL INFORMATION

This interim condensed financial information has been approved by the Board of Directors on Jumada Al-Awwal 13, 1447H, corresponding to November 4, 2025.