

SAUDI MARKETING COMPANY
(FARM SUPERSTORES)
(A Saudi Joint Stock Company)

**CONDENSED CONSOLIDATED INTERIM
FINANCIAL STATEMENTS AND INDEPENDENT
AUDITOR'S REVIEW REPORT FOR THE THREE
MONTHS PERIOD ENDED MARCH 31, 2026**

SAUDI MARKETING COMPANY (FARM SUPERSTORES)
(A Saudi Joint Stock Company)

**CONDENSED CONSOLIDATED INTERIM FINANCIAL STATEMENTS AND
INDEPENDENT AUDITOR'S REVIEW REPORT
FOR THE THREE MONTHS PERIOD ENDED MARCH 31, 2026**

CONTENTS	PAGES
Independent auditor's review report	2
Condensed consolidated interim statement of financial position	3
Condensed consolidated interim statement of profit or loss and other comprehensive income	4
Condensed consolidated interim statement of changes in equity	5
Condensed consolidated interim statement of cash flows	6
Notes to the condensed consolidated interim financial statements	7 – 12

INDEPENDENT AUDITOR'S REPORT ON REVIEW OF CONDENSED CONSOLIDATED INTERIM FINANCIAL STATEMENTS

To the Shareholders of
Saudi Marketing Company (Farm Superstores)
(A Saudi Joint Stock Company)

Introduction

We have reviewed the accompanying condensed consolidated interim financial statements of Saudi Marketing Company (Farm Superstores) ("the Company") and its subsidiary (collectively referred to as "the Group") which comprises the condensed consolidated interim statement of financial position as at March 31, 2026 and the related condensed consolidated interim statements of profit or loss and other comprehensive income, changes in equity and cash flows for the three months period then ended and other explanatory notes. Management is responsible for the preparation and presentation of these condensed consolidated interim financial statements in accordance with International Accounting Standard 34 – ("IAS 34") "Interim Financial Reporting" as endorsed in the Kingdom of Saudi Arabia. Our responsibility is to express a conclusion on these condensed consolidated interim financial statements based on our review.

Scope of review

We conducted our review in accordance with International Standard on Review Engagements 2410, "Review of Interim Financial Information Performed by the Independent Auditor of the Entity" as endorsed in the Kingdom of Saudi Arabia. A review of condensed consolidated interim financial statements consists of making inquiries, primarily of persons responsible for financial and accounting matters and applying analytical and other review procedures. A review is substantially less in scope than an audit conducted in accordance with International Standards on Auditing endorsed in the Kingdom of Saudi Arabia and consequently does not enable us to obtain assurance that we would become aware of all significant matters that might be identified in an audit. Accordingly, we do not express an audit opinion.

Conclusion

Based on our review, nothing has come to our attention that causes us to believe that the accompanying condensed consolidated interim financial statements of the Group are not prepared, in all material respects, in accordance with IAS 34 as endorsed in the Kingdom of Saudi Arabia.

For Dr. Mohamed Al-Amri & Co.



Ahmed Al Jumah
Certified Public Accountant
Registration No. 621






Dammam, on 30 Dhul-Qi'dah, 1447 (H)
Corresponding to: 17 May, 2026 (G)

SAUDI MARKETING COMPANY (FARM SUPERSTORES)
(A Saudi Joint Stock Company)

CONDENSED CONSOLIDATED INTERIM STATEMENT OF FINANCIAL POSITION
AS AT MARCH 31, 2026
(Expressed in Saudi Riyals ﷻ)

	Notes	March 31, 2026 (Unaudited)	December 31, 2025 (Audited)
ASSETS			
Non-current assets			
Property and equipment	4	717,095,109	718,715,363
Right of use assets		596,426,308	602,230,675
Net investment in sublease		27,266,928	-
Investment properties		28,189,141	28,235,616
Intangible assets		425,888	445,391
Investment in equity instruments at fair value through other comprehensive income ("FVOCI")		1,074,395	1,424,145
Total non-current assets		1,370,477,769	1,351,051,190
Current assets			
Inventories		1,025,628,491	1,048,408,184
Trade receivables		10,184,982	7,827,332
Prepayments and other receivables		21,366,869	56,227,518
Due from a related party	5	3,455,095	4,586,996
Net investment in sublease – current portion		1,403,608	-
Investments at fair value through profit or loss ("FVTPL")		9,510,645	10,770,849
Cash and bank balances		23,192,633	15,735,067
Total current assets		1,094,742,323	1,143,555,946
TOTAL ASSETS		2,465,220,092	2,494,607,136
EQUITY AND LIABILITIES			
Equity			
Share capital		450,000,000	450,000,000
Statutory reserve		103,299,728	103,299,728
Retained earnings		163,740,589	157,325,199
Fair value reserve of equity instruments at ("FVOCI")		(183,434)	166,316
Equity attributable to the shareholders of the Company		716,856,883	710,791,243
Non-controlling interests		(631,139)	(522,712)
Total equity		716,225,744	710,268,531
Liabilities			
Non-current liabilities			
Long term loans	6	80,555,556	53,888,888
Lease liability		659,280,638	641,877,649
Employees end of service benefits		76,688,572	75,520,224
Total non-current liabilities		816,524,766	771,286,761
Current liabilities			
Trade payables and accruals		237,974,208	323,797,395
Short term loans	6	527,000,000	547,000,000
Current portion of long term loans	6	75,156,863	61,034,447
Current portion of lease liability		82,831,629	70,002,914
Advances against sub lease		2,289,227	3,052,302
Provision for Zakat	7	7,217,655	8,164,786
Total current liabilities		932,469,582	1,013,051,844
Total liabilities		1,748,994,348	1,784,338,605
TOTAL EQUITY AND LIABILITIES		2,465,220,092	2,494,607,136

The accompanying notes from 1 to 11 form an integral part of these unaudited condensed consolidated interim financial statements.




		
Chairman	CEO	CFO
Hazem Fayez Al Aswad	Maher Hazem Fayez Al Aswad	Salman Ejaz Khawaja Ejaz Ur Rehman

SAUDI MARKETING COMPANY (FARM SUPERSTORES)
(A Saudi Joint Stock Company)

**CONDENSED CONSOLIDATED INTERIM STATEMENT OF PROFIT OR LOSS AND OTHER COMPREHENSIVE INCOME
FOR THE THREE MONTHS PERIOD ENDED MARCH 31, 2026**
(Expressed in Saudi Riyals #)

	Notes	For the three months period ended March 31,	
		2026 (Unaudited)	2025 (Unaudited)
Revenue	3	442,502,764	469,654,173
Cost of revenue		(293,328,850)	(314,998,095)
Gross profit		149,173,914	154,656,078
Selling and distribution expenses		(97,615,038)	(96,409,620)
General and administrative expenses		(25,396,304)	(23,533,733)
Rental income		5,929,470	3,068,223
Profit from operations		32,092,042	37,780,948
Finance cost		(20,137,451)	(23,188,489)
Other income - net		(4,707,612)	(7,453,058)
Profit before Zakat		7,246,979	7,139,401
Zakat	7	(940,016)	(1,467,403)
NET PROFIT FOR THE PERIOD		6,306,963	5,671,998
Other comprehensive loss			
<i>Items that will not be reclassified to profit or loss in subsequent periods:</i>			
Fair value loss on re-measurement of equity instruments at FVOCI		(349,750)	(36,575)
TOTAL COMPREHENSIVE INCOME FOR THE PERIOD		5,957,213	5,635,423
Net profit / (loss) attributable to:			
Shareholders of the Company		6,415,390	5,719,844
Non-controlling interests		(108,427)	(47,846)
		6,306,963	5,671,998
Total comprehensive income / (loss) attributable to:			
Shareholders of the Company		6,065,640	5,683,269
Non-controlling interests		(108,427)	(47,846)
		5,957,213	5,635,423
Earnings per share			
Basic and diluted earnings per share	9	0.14	0.13

The accompanying notes from 1 to 11 form an integral part of these unaudited condensed consolidated interim financial statements.

		
Chairman Hazem Fayez Al Aswad	CEO Maher Hazem Fayez Al Aswad	CFO Salman Ejaz Khawaja Ejaz Ur Rehman

SAUDI MARKETING COMPANY (FARM SUPERSTORES)
(A Saudi Joint Stock Company)

CONDENSED CONSOLIDATED INTERIM STATEMENT OF CHANGES IN EQUITY
FOR THE THREE MONTHS PERIOD ENDED MARCH 31, 2026

(Expressed in Saudi Riyals ٬)

	-----Attributable to the shareholders of the Company-----						
	Share capital	Statutory reserve	Retained earnings	Fair value reserve of equity instruments at FVOCI	Total	Non-controlling interests	Total equity
At January 01, 2025 (audited)	450,000,000	103,299,728	132,183,146	(524,040)	684,958,834	(287,907)	684,670,927
Net profit for the period	-	-	5,719,844	-	5,719,844	(47,846)	5,671,998
Other comprehensive loss	-	-	-	(36,575)	(36,575)	-	(36,575)
Total comprehensive income for the period	-	-	5,719,844	(36,575)	5,683,269	(47,846)	5,635,423
At March 31, 2025 (un-audited)	450,000,000	103,299,728	137,902,990	(560,615)	690,642,103	(335,753)	690,306,350
At January 01, 2026 (audited)	450,000,000	103,299,728	157,325,199	166,316	710,791,243	(522,712)	710,268,531
Net profit for the period	-	-	6,415,390	-	6,415,390	(108,427)	6,306,963
Other comprehensive loss	-	-	-	(349,750)	(349,750)	-	(349,750)
Total comprehensive income for the period	-	-	6,415,390	(349,750)	6,065,640	(108,427)	5,957,213
At March 31, 2026 (un-audited)	450,000,000	103,299,728	163,740,589	(183,434)	716,856,883	(631,139)	716,225,744

The accompanying notes from 1 to 11 form an integral part of these unaudited condensed consolidated interim financial statements.

Chairman

Hazem Fayed Al Aswad

CEO

Maher Hazem Fayed Al Aswad

CFO

Salman Ejaz Khawaja Ejaz Ur Rehman

SAUDI MARKETING COMPANY (FARM SUPERSTORES)
(A Saudi Joint Stock Company)

CONDENSED CONSOLIDATED INTERIM STATEMENT OF CASH FLOWS
FOR THE THREE MONTHS PERIOD ENDED MARCH 31, 2026
(Expressed in Saudi Riyals ﷻ)

	Notes	For the three months period ended March 31,	
		2026 (Unaudited)	2025 (Unaudited)
CASH FLOWS FROM OPERATING ACTIVITIES			
Profit before Zakat		7,246,979	7,139,401
<i>Adjustments for:</i>			
Depreciation of property and equipment	4	18,142,185	16,883,266
Depreciation of right of use assets		18,252,290	17,836,924
Depreciation of investment properties		46,476	46,476
Amortization of intangible assets		28,510	80,327
Provision for employees' end of service benefits		2,968,786	3,037,223
Gain on disposal of property and equipment – net		(434,273)	(13,401)
Allowance for obsolete / slow moving inventories		1,007,260	1,176,464
(Gain)/ loss on lease modification		(3,006,022)	4,516,299
Finance cost		20,137,451	23,188,489
Unrealized loss on measurements of investments at FVTPL		1,260,204	2,231,098
Write offs of property and equipment		7,217,114	914,929
		<u>72,866,960</u>	<u>77,037,495</u>
<i>Changes in:</i>			
Inventories		21,772,433	12,847,738
Trade receivables		(2,357,650)	(4,773,669)
Prepayments and other receivables		34,860,649	22,927,175
Due from a related party		1,131,901	1,049,415
Trade payables and accruals		(85,823,187)	(31,499,863)
Advances against sub lease		(763,075)	(770,790)
Cash provided by operations		<u>41,688,031</u>	<u>76,817,501</u>
Employees' end of service benefits paid		(1,800,438)	(1,012,992)
Finance cost paid		(10,816,646)	(14,267,989)
Zakat paid		(1,887,147)	(2,548,021)
Net cash generated from operating activities		<u>27,183,800</u>	<u>58,988,499</u>
CASH FLOWS FROM INVESTING ACTIVITIES			
Purchases of property and equipment	4	(23,739,078)	(27,273,350)
Proceeds from disposal of property and equipment		434,306	80,000
Purchases of intangible assets		(9,007)	(43,516)
Purchases of investments at FVTPL		-	(165,541)
Net cash used in investing activities		<u>(23,313,779)</u>	<u>(27,402,407)</u>
CASH FLOWS FROM FINANCING ACTIVITIES			
Repayment of long term loans		(19,210,916)	(14,322,027)
Proceeds from long term loans		60,000,000	50,000,000
Net change in short term loans		(20,000,000)	(27,000,000)
Repayment of lease liability		(17,201,539)	(18,247,188)
Net cash generated from/ (used in) financing activities		<u>3,587,545</u>	<u>(9,569,215)</u>
Net change in cash and cash equivalents		<u>7,457,566</u>	<u>22,016,877</u>
Cash and cash equivalents at beginning of the period		<u>15,735,067</u>	<u>18,646,048</u>
Cash and cash equivalents at end of the period		<u>23,192,633</u>	<u>40,662,925</u>

Significant non-cash transactions:

Additions to right of use assets	37,855,662	22,472,987
Net investment in sublease	28,670,536	-
Transfers from capital work in progress to property and equipment	16,939,554	18,254,610

The accompanying notes from 1 to 11 form an integral part of these unaudited condensed consolidated interim financial statements.


Chairman
Hazem Fayez Al Aswad


CEO
Maher Hazem Fayez Al Aswad


CFO
Salman Ejaz Khawaja Ejaz Ur Rehman

SAUDI MARKETING COMPANY (FARM SUPERSTORES)

(A Saudi Joint Stock Company)

NOTES TO THE CONDENSED CONSOLIDATED INTERIM FINANCIAL STATEMENTS FOR THE THREE MONTHS PERIOD ENDED MARCH 31, 2026

(Expressed in Saudi Riyals ﷻ)

1. CORPORATE INFORMATION AND GROUP STRUCTURE

Saudi Marketing Company (Farm Superstores) (the "Company") is a Saudi Joint Stock Company registered in Dammam, Kingdom of Saudi Arabia under Commercial Registration Number 2050006430 and Unified Number 7000971049 dated Muharram 2, 1399H (corresponding to December 03, 1978). The Company's registered office is P.O. Box 4605, Dammam 31412, Kingdom of Saudi Arabia. The Company operates through the branches. The financial results of those branches are included in these condensed consolidated interim financial statements.

At the reporting date, the Company has a following subsidiary (collectively referred to as the "Group"):

Subsidiary name	Country of incorporation	Effective ownership interest (%)		
		March 31, 2026 (Unaudited)	December 31, 2025 (Audited)	March 31, 2025 (Un-audited)
Pure Springs Agencies and Trading Company Limited	Kingdom of Saudi Arabia	90%	90%	90%

The Group is engaged in the following activities:

- Wholesale and retail of foodstuff, household consumables, toys, textiles and stationery;
- Marketing services on behalf of third parties and managing and operating bakeries;
- Managing and operating restaurants and coffee shops and providing fast food items and cold and hot beverages;
- Establishment, operation and maintenance of amusement centres.

2. BASIS OF PREPARATION AND BASIS OF MEASUREMENT

2.1 Statement of compliance

These condensed consolidated interim financial statements have been prepared in accordance with IAS 34 Interim Financial Reporting ("IAS 34") as endorsed in the Kingdom of Saudi Arabia and other standards and pronouncements that are issued by Saudi Organization for Chartered and Professional Accountants ("SOCPA").

These condensed consolidated interim financial statements do not include all the information and disclosures required in annual consolidated financial statements and therefore, should be read in conjunction with the Group's annual consolidated financial statements for the year ended December 31, 2025.

The results for the three months period ended March 31, 2026 are not necessarily indicative of the results that can be expected for the year ending December 31, 2026.

The methods of computation and accounting policies adopted in the preparation of these condensed consolidated interim financial statements are consistent with those followed in the preparation of the Group's annual consolidated financial statements for the year ended December 31, 2025 except for the below accounting policy of "net investment in sublease" which is applicable during the three months period ended March 31, 2026 as the Group entered into the such transactions in the said period. Further, the significant judgements made by management in applying the Group's key sources of estimation uncertainty are similar to those described in the Group's annual consolidated financial statements for the year ended December 31, 2025.

2.1.1 Net investment in sublease

When the Group is an intermediate lessor, it accounts for the head lease and the sublease as two separate contracts. The sublease is classified as a finance or operating lease by reference to the right-of-use asset arising from the head lease.

SAUDI MARKETING COMPANY (FARM SUPERSTORES)

(A Saudi Joint Stock Company)

NOTES TO THE CONDENSED CONSOLIDATED INTERIM FINANCIAL STATEMENTS FOR THE THREE MONTHS PERIOD ENDED MARCH 31, 2026

(Expressed in Saudi Riyals ﷲ)

2. BASIS OF PREPARATION AND BASIS OF MEASUREMENT (CONTINUED)

2.2 Basis of measurement

These condensed consolidated interim financial statements have been prepared using the accrual basis of accounting under the historical cost convention, except for:

- The remeasurement of equity instruments at FVOCI and at FVTPL which are measured at fair values, and;
- Employees end of service benefits that have been measured at the present value using Projected Unit Credit method.

As of March 31, 2026 and December 31, 2025, the carrying values of the financial assets and financial liabilities approximate to their fair values. Investment in equity instruments at FVOCI and FVTPL are determined at level 1 of the fair value hierarchy.

These condensed consolidated interim financial statements are presented in Saudi Riyal (ﷲ) which is also the functional currency of the Group. All amounts have been rounded off to the nearest Saudi Riyal (ﷲ) unless otherwise stated.

2.3 New accounting standards, interpretations and amendments

There are new standards and number of amendments to standards which are effective from January 01, 2026 and onwards and have been explained in Group's annual consolidated financial statements for the year ended December 31, 2025 but these do not have a material effect on the Group's condensed consolidated interim financial statements for the three months period ended March 31, 2026.

SAUDI MARKETING COMPANY (FARM SUPERSTORES)

(A Saudi Joint Stock Company)

NOTES TO THE CONDENSED CONSOLIDATED INTERIM FINANCIAL STATEMENTS FOR THE THREE MONTHS PERIOD ENDED MARCH 31, 2026

(Expressed in Saudi Riyals ﷻ)

3. SEGMENT INFORMATION

3.1 Operating segments

For management purposes, the Group is organized into business units based on its products and services and has three reportable segments, as follows:

- The retail segment - this segment includes sale of goods to customers commonly at the store checkout for the sales via the Group's stores.
- The household segment - this segment includes sale of goods to the wholesale customers.
- The entertainment service segment - this segment includes services provided by operating kids play grounds "Adventure World".

All of the Group's operations are located in the Kingdom of Saudi Arabia. Control of products / services is transferred at a point in time and are directly sold / provided to the customers. The selected information for each operating segment for the periods ended March 31, 2026 and March 31, 2025 are as follows:

Period ended March 31, 2026 (un-audited)	Retail	Household	Entertainment services	Total
Revenue	418,008,654	916,150	23,577,960	442,502,764
Depreciation and amortization	26,974,094	14,313	9,481,054	36,469,461
Profit from operations	27,048,770	(13,014)	5,056,286	32,092,042
Net income / (loss) for the period	3,676,610	(513,014)	3,143,367	6,306,963
Total non-current assets	1,047,247,977	65,268	323,164,524	1,370,477,769
Total assets	2,141,990,300	65,268	323,164,524	2,465,220,092
Total liabilities	1,585,757,833	-	163,236,515	1,748,994,348

Period ended March 31, 2025 (un-audited)	Retail	Household	Entertainment services	Total
Revenue	447,347,001	1,724,114	20,583,058	469,654,173
Depreciation and amortization	27,116,577	14,980	7,715,436	34,846,993
Profit from operations	28,147,062	207,227	9,426,659	37,780,948
Net income / (loss) for the period	4,036,306	(1,092,776)	2,728,468	5,671,998
Total non-current assets	1,049,222,579	123,847	266,405,513	1,315,751,939
Total assets	2,136,119,534	123,847	266,405,513	2,402,648,894
Total liabilities	1,584,828,550	-	127,513,994	1,712,342,544

4. PROPERTY AND EQUIPMENT

During the three months period ended March 31, 2026, the Group purchased property and equipment with a cost of ﷻ 23.7 million (March 31, 2025: ﷻ 27.3 million) including additions to construction work in progress amounted to ﷻ 21.5 million (March 31, 2025: ﷻ 23.1 million) and disposed off assets with a cost of ﷻ 19.03 million (March 31, 2025: ﷻ 2.5 million). The depreciation charge for the three months period ended March 31, 2026 was amounted to ﷻ 18.1 million (March 31, 2025: ﷻ 16.9 million).

SAUDI MARKETING COMPANY (FARM SUPERSTORES)

(A Saudi Joint Stock Company)

**NOTES TO THE CONDENSED CONSOLIDATED INTERIM FINANCIAL STATEMENTS
FOR THE THREE MONTHS PERIOD ENDED MARCH 31, 2026**

(Expressed in Saudi Riyals ﷻ)

5. RELATED PARTY TRANSACTIONS AND BALANCES

Related parties include shareholders, key management personnel and the entities controlled, jointly controlled or significantly influenced by such parties and entities having common directorship. The transactions with related parties and the related balances are as follows:

Related parties	Relationship	Nature of transactions	Amounts of transaction for three months period ended March 31,	
			2026 (Unaudited)	2025 (Unaudited)
Al Karam Restaurant	Common directorship	Collection	-	(88,671)
Al Aswad Trading and Contracting Company	Common directorship	Rental and advances paid	(662,065)	(636,275)
		Purchases	(366,522)	-
		Rental income	242,750	275,310
Al Aswad Trading Company	Common directorship	Purchases	652,296	740,186
		Gondola, rental income and sales	(52,132)	(96,265)
		Payments	(545,812)	-
Space Travel and Tourism Agency	Common directorship	Purchases	102,280	376,375
		Payments	(165,000)	-
Al-Aswad for Real Estate Services Company	Common directorship	Collection	69,000	(135,000)

Amounts due from a related party

Related party	Balances as at	
	March 31, 2026 (Un-audited)	December 31, 2025 (Audited)
Al Aswad Trading and Contracting Company	3,455,095	4,586,996
	3,455,095	4,586,996

Amounts due to related parties presented under trade payables and accruals

Related parties	Balances as at	
	March 31, 2026 (Unaudited)	December 31, 2025 (Audited)
Al Aswad Trading Company	461,340	316,963
Space Travel and Tourism Agency	23,130	84,560
Al Aswad for Real Estate Services Company	153,449	84,449
	637,919	485,972

Pricing policies and terms of payments for the above transactions have been approved by the Group's management.

Remuneration of key management personnel:

	For the three months period ended	
	March 31, 2026 (Unaudited)	March 31, 2025 (Unaudited)
Short term benefits	747,425	745,500
End of service benefits	62,285	62,125
Board of Directors' remuneration	150,000	150,000
	959,710	957,625

SAUDI MARKETING COMPANY (FARM SUPERSTORES)

(A Saudi Joint Stock Company)

NOTES TO THE CONDENSED CONSOLIDATED INTERIM FINANCIAL STATEMENTS FOR THE THREE MONTHS PERIOD ENDED MARCH 31, 2026

(Expressed in Saudi Riyals ﷻ)

6. LOANS

	Notes	Balances as at	
		March 31, 2026 (Unaudited)	December 31, 2025 (Audited)
Long term loans - non-current portion	6.1	80,555,556	53,888,888
- current portion	6.1	75,156,863	61,034,447
		155,712,419	114,923,335
Short term loans	6.2	527,000,000	547,000,000
		682,712,419	661,923,335

6.1 Long term loans

Various long term loans facilities have been obtained from local commercial banks and are secured by promissory notes. These long-term loan facilities carry financial charges at normal commercial rates.

During the year 2025, the Group obtained new loan facilities from a local commercial bank amounted to ﷻ 110 million with final maturity date in 2028. This loan is subject to mark-up at SIBOR plus margin and is secured against promissory notes.

During the three months period ended March 31, 2026, the Group obtained new loan facilities from local commercial banks amounted to ﷻ 60 million with final maturity date in 2029. These loans are subject to mark-up at SIBOR plus margin and is secured by promissory notes.

The loan agreements include covenants which among other things, require certain financial ratios to be maintained.

6.2 Short term loans

Short term loans have been obtained from local commercial banks with maturities of less than one year. The short term facilities are secured by promissory notes. The short-term facilities carry financial charges at normal commercial rates.

7. ZAKAT

Status of assessments

The Company has submitted its declarations / returns for the years till 2025 with the Zakat, Tax and Customs Authority (ZATCA) and have obtained required certificates.

In 2021, the Company received Zakat assessment for the years 2019 and 2020 claiming additional Zakat liability aggregated to ﷻ 21 million which was subsequently reduced to ﷻ 14.6 million. The Company submitted a reconsideration request with Tax Violations and Disputes Appellate Committee (TVDAC) which was rejected in January 2025. Later on, the Company submitted another reconsideration request supported by new conclusive evidence. The TVDAC has updated its hearing date to be on June 24, 2026. The Company submitted a request for an instalment plan to ZATCA with respect to the said Zakat liability to pay it over 24 months which has been duly accepted by ZATCA in 2024 and accordingly, the Company had recorded a provision of ﷻ 14.6 million in the year 2024 and started paying the installments as per the agreed installment schedule. As of March 31, 2026, all the amounts have been shown in current liabilities under "Provision for Zakat" as these are due within twelve months from the reporting dates.

In December 2024, the Company received Zakat assessments for the years 2021 and 2022 claiming additional Zakat liability aggregated to ﷻ 7.1 million. On February 25, 2025, the Company filed an objection against the said assessments. In January 2025, the Company received an initial assessment for the year 2023 claiming an additional Zakat liability of ﷻ 3.2 million. Following the issuance of Ministerial Resolution (MR) 947 on February 14, 2025, which extended the period to apply Zakat regulation issued by MR 1007, the Company opted to apply MR 1007 on the years 2021, 2022 and 2023. ZATCA accepted Company's request and issued a revised assessment with additional Zakat liability of ﷻ 0.6 million for 2021, ﷻ nil for 2022 and ﷻ 0.6 million for 2023. The Company accepted ZATCA's amended assessment and settled the additional liability in July 2025.

Pure Springs Agencies and Trading Company Limited obtained its final Zakat assessments up to the year 2019. The Zakat declarations till the year 2025 have been submitted to ZATCA.

SAUDI MARKETING COMPANY (FARM SUPERSTORES)

(A Saudi Joint Stock Company)

NOTES TO THE CONDENSED CONSOLIDATED INTERIM FINANCIAL STATEMENTS FOR THE THREE MONTHS PERIOD ENDED MARCH 31, 2026

(Expressed in Saudi Riyals ﷻ)

8. CONTINGENCIES AND COMMITMENTS

The Group's bankers have issued payment guarantees, on behalf of the Group, amounted to ﷻ 19.8 million (December 31, 2025: ﷻ 19.7 million) and letter of credits amounted to ﷻ 0.79 million (December 31, 2025: ﷻ 3.8 million). There is no material capital commitment related to the Group's capital work in progress.

9. EARNINGS PER SHARE

Considering that Group does not have any dilutive instruments as of March 31, 2026 and 2025, diluted earnings per share was the same as basic earnings per share.

	Three months period ended March 31,	
	2026 (Unaudited)	2025 (Unaudited)
Net profit attributable to the ordinary shareholders of the Company	6,415,390	5,719,844
Weighted average number of ordinary shares outstanding	45,000,000	45,000,000
Basic and diluted earnings per share	0.14	0.13

10. GEOPOLITICAL DEVELOPMENTS

The Group continues to monitor the regional geopolitical developments and their potential impact on the Kingdom of Saudi Arabia and the broader Gulf Cooperation Council "GCC" environment although the majority of the Group's operations are conducted within Saudi Arabia. These developments have not had a material impact on Group's condensed consolidated interim financial statements for the three months period ended March 31, 2026; however, given the evolving nature of the conflict, the potential long-term impact on the Group's business will continue to be assessed on future reporting dates.

11. APPROVAL OF CONDENSED CONSOLIDATED INTERIM FINANCIAL STATEMENTS

These condensed consolidated interim financial statements were approved by the Board of Directors of the Company on May 11, 2026 (G).