

Jadwa Saudi Equity Fund

Monthly Fund Fact Sheet - 31 October 2018

جدوى للاستثمار
Jadwa Investment



Investment Objective:

To provide long-term capital growth by investing in the Saudi equity market. The Fund invests its assets in a diversified portfolio comprised of Shariah-compliant companies listed on the Saudi equity market, using a multi-strategy approach. The Fund may also invest up to 25% of its assets in other Shariah-compliant Saudi equity investment funds approved by CMA.

Inception Date: Class A: 26-Sep-16
Class B: 30-Jun-07

Base Currency: SAR

Benchmark:

S&P Saudi Arabia Shariah Domestic (TR)

Unit Price: Class A: 130.0119
Class B: 335.5049

Net Asset Value: SAR 489.15mn

Valuation Days: Each business day

Cut-off time: 10 am business day

Management Fee: Class A: 1.25%
Class B: 1.95%

Subscription Fee: Up to 3%

Min Initial Subscription: Class A: SAR 25mn
Class B: SAR 1,000

Identification Tickers:

Bloomberg: JADSEQT

Lipper: LP65077653

Contact Info:

9661 1 279 1111

Sky Towers, King Fahd Rd

PO BOX 60677

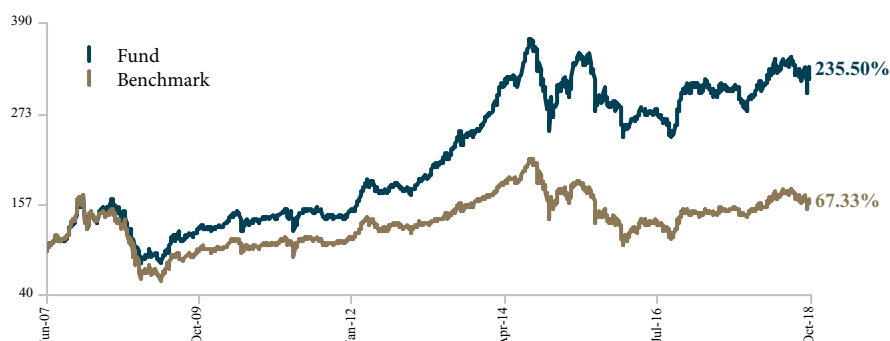
Riyadh 11555

Kingdom of Saudi Arabia

www.jadwa.com

Disclaimer: Jadwa Investment or its directors, staff, or affiliates makes no warranty, representation or undertaking whether expressed or implied, nor does it assume any legal liability, whether direct or indirect, or responsibility for the accuracy, completeness, or usefulness of any information that is contained in this material. It is not the intention of this material to be used or deemed as an advice, opinion or for any action that may take place in future. Unless otherwise stated, all information contained in this material shall not be reproduced, in whole or in part, without the specific written permission of Jadwa Investment. The content of this document is for information purposes only. Jadwa Investment does not hold itself out as providing legal, financial or other advice via this document. Investments in Jadwa's products are governed by their Terms and Conditions. Some products are exposed to foreign currencies and changes in currency exchange rates may have an adverse effect on the value and price. The product's value is subject to fluctuations and the investor may not receive the full amount that is originally invested. The information provided in this document may be changed at any time without prior notice. Past performance is not indicative of future returns. Jadwa Investment is authorized and regulated by the Capital Market Authority of Saudi Arabia.

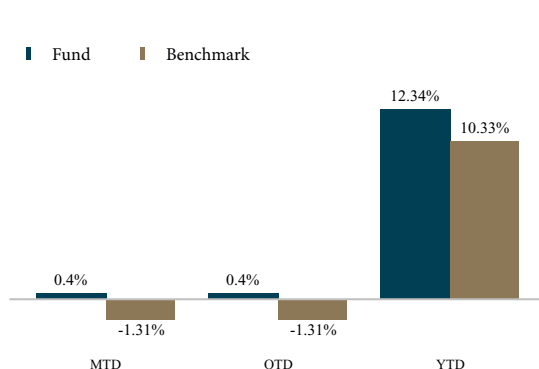
Performance Since Inception Class B



Cumulative Performance vs Benchmark Class B

	Fund	Benchmark	Variance
Annualized (Since Inception)	11.26%	4.64%	6.62%
Since Inception	235.50%	67.33%	168.17%
1-Year	15.57%	15.26%	0.31%
3-Year	17.18%	21.48%	-4.30%
5-Year	36.71%	6.93%	29.78%

Current Year Returns Class B

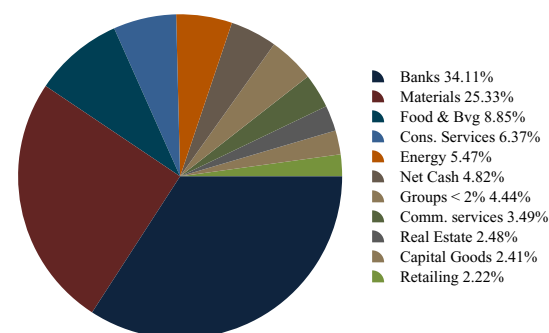


Top 5 Weights

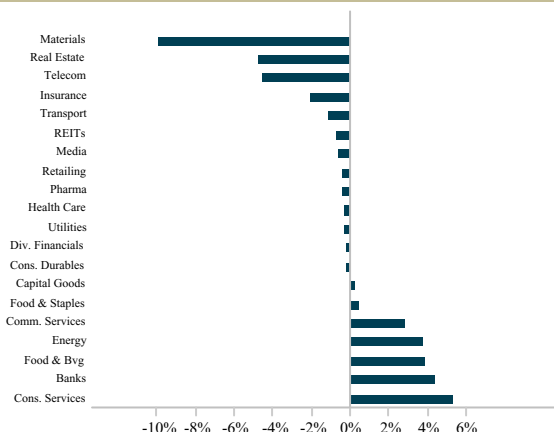
	Fund	Benchmark	Variance
Al Rajhi	20.93%	22.32%	-1.39%
SABIC	10.27%	16.67%	-6.40%
SAFCO	7.00%	2.80%	4.20%
Bank Al Jazira	5.02%	1.79%	3.23%
Al Inma	4.86%	4.41%	0.45%

Top 5 Total **48.08%** **47.99%**

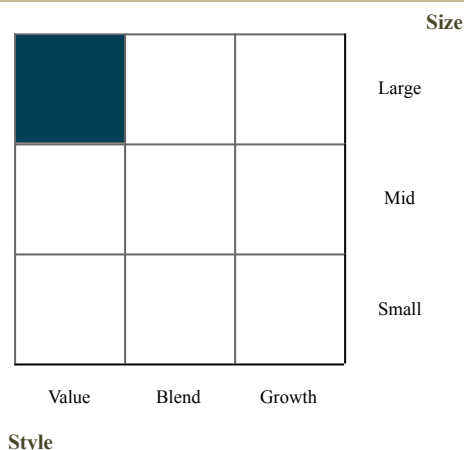
Sector Weights



Sector Active Weights



Fund Focus



Jadwa Saudi Equity Fund

Monthly Fund Fact Sheet - 31 October 2018

جدوى للاستثمار
Jadwa Investment



Class - A	Jan	Feb	Mar	Apr	May	Jun	Jul	Aug	Sep	Oct	Nov	Dec	Period
2018	6.03%	-1.89%	5.61%	3.07%	0.57%	0.72%	-0.02%	-3.13%	1.27%	0.47%			13.03%
2017	1.08%	-1.40%	0.56%	0.53%	-4.16%	4.60%	-2.03%	-0.36%	1.06%	-5.62%	1.13%	1.85%	-3.13%
2016	-	-	-	-	-	-	-	-	-4.18%	3.60%	14.08%	4.85%	18.74%

Class - B	Jan	Feb	Mar	Apr	May	Jun	Jul	Aug	Sep	Oct	Nov	Dec	Period
2018	5.96%	-1.95%	5.55%	3.01%	0.51%	0.66%	-0.08%	-3.19%	1.21%	0.40%			12.34%
2017	1.02%	-1.45%	0.50%	0.47%	-4.21%	4.54%	-2.08%	-0.42%	1.01%	-5.67%	1.07%	1.79%	-3.80%
2016	-8.80%	2.12%	1.14%	5.01%	-2.37%	0.74%	-1.96%	-2.18%	-5.38%	3.54%	14.02%	4.79%	9.20%
2015	8.28%	3.20%	-3.01%	12.81%	3.19%	-2.81%	-0.68%	-14.07%	0.24%	-1.89%	0.21%	-0.91%	2.20%
2014	2.77%	6.10%	6.18%	1.48%	1.79%	-3.09%	9.81%	8.39%	-2.43%	-8.76%	-14.64%	-0.85%	3.94%
2013	5.05%	0.46%	7.33%	2.93%	3.68%	0.58%	10.00%	-1.91%	3.03%	-0.19%	4.04%	4.83%	47.13%
2012	2.10%	12.49%	8.18%	0.45%	-5.73%	-1.80%	2.91%	3.23%	-3.81%	0.31%	-3.06%	5.55%	21.16%
2011	-4.76%	-6.41%	11.20%	3.90%	0.17%	-0.06%	-1.95%	-5.70%	2.00%	0.44%	-2.75%	7.34%	1.95%
2010	2.72%	3.42%	8.32%	2.22%	-9.64%	-0.64%	5.04%	-2.34%	3.20%	0.76%	-0.42%	4.66%	17.42%
2009	1.90%	-7.02%	6.54%	15.18%	9.74%	-3.34%	3.80%	0.27%	8.26%	-1.07%	1.69%	-1.83%	37.23%
2008	-13.23%	6.39%	-8.58%	13.90%	-2.26%	3.46%	-4.08%	-2.16%	-13.72%	-26.10%	-3.86%	2.45%	-42.72%
2007	-	-	-	-	-	-	8.50%	7.29%	-4.69%	11.11%	8.73%	19.03%	59.54%

Disclaimer: Jadwa Investment or its directors, staff, or affiliates makes no warranty, representation or undertaking whether expressed or implied, nor does it assume any legal liability, whether direct or indirect, or responsibility for the accuracy, completeness, or usefulness of any information that is contained in this material. It is not the intention of this material to be used or deemed as an advice, opinion or for any action that may take place in future. Unless for any action that may take place in future. Unless otherwise stated, all information contained in this material shall not be reproduced, in whole or in part, without the specific written permission of Jadwa Investment. The content of this document is for information purposes only. Jadwa Investment does not hold itself out as providing legal, financial or other advice via this document. Investments in Jadwa's products are governed by their Terms and Conditions. Some products are exposed to foreign currencies and changes in currency exchange rates may have an adverse effect on the value and price. The product's value is subject to fluctuations and the investor may not receive the full amount that is originally invested. The information provided in this document may be changed at any time without prior notice. Past performance is not indicative of future returns. Jadwa Investment is authorized and regulated by the Capital Market Authority of Saudi Arabia.

Jadwa GCC Equity Fund

Monthly Fund Fact Sheet - 31 October 2018

جدوى للاستثمار
Jadwa Investment



Investment Objective:

To provide long-term capital growth by investing in GCC equity markets. The Fund invests its assets in a diversified portfolio comprised of Shariah-compliant companies listed on the GCC equity markets, using a multi-strategy approach. The Fund may also invest up to 25% of its assets in other approved Shariah-compliant investment funds.

Inception Date: June 30, 2007

Base Currency: SAR

Benchmark:
S&P GCC Composite Shariah

Unit Price: 273.9480

Net Asset Value: SAR 26.82mn

Valuation Days: Each business day

Cut-off time: 10 am business day

Management Fee: 1.95%

Subscription Fee: Up to 3%

Min Initial Subscription: SAR 50,000

Min. Add'l Sub/Red: SAR 25,000

Identification Tickers:

Bloomberg: JADGCCE
Lipper: LP65077655

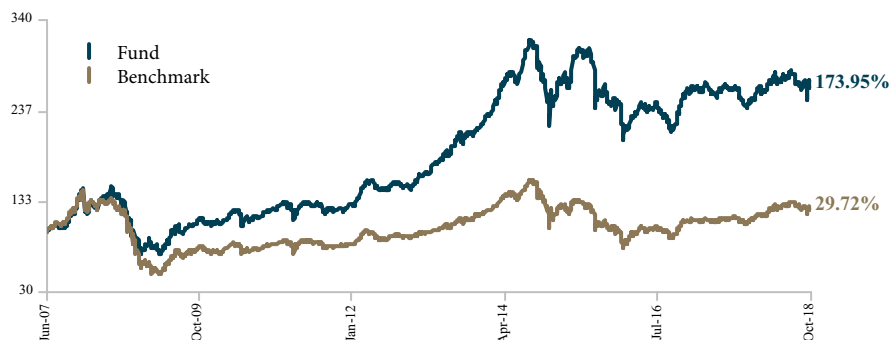
Contact Info:

9661 1 279 1111
Sky Towers, King Fahd Rd
PO BOX 60677
Riyadh 11555
Kingdom of Saudi Arabia

www.jadwa.com

Disclaimer: Jadwa Investment or its directors, staff, or affiliates makes no warranty, representation or undertaking whether expressed or implied, nor does it assume any legal liability, whether direct or indirect, or responsibility for the accuracy, completeness, or usefulness of any information that is contained in this material. It is not the intention of this material to be used or deemed as an advice, option or for any action that may take place in future. Unless otherwise stated, all information contained in this material shall not be reproduced, in whole or in part, without the specific written permission of Jadwa Investment. The content of this document is for information purposes only. Jadwa Investment does not hold itself out as providing legal, financial or other advice via this document. Investments in Jadwa's products are governed by their Terms and Conditions. Some products are exposed to foreign currencies and changes in currency exchange rates may have an adverse effect on the value and price. The product's value is subject to fluctuations and the investor may not receive the full amount that is originally invested. The information provided in this document may be changed at any time without prior notice. Past performance is not indicative of future returns. Jadwa Investment is authorized and regulated by the Capital Market Authority of Saudi Arabia.

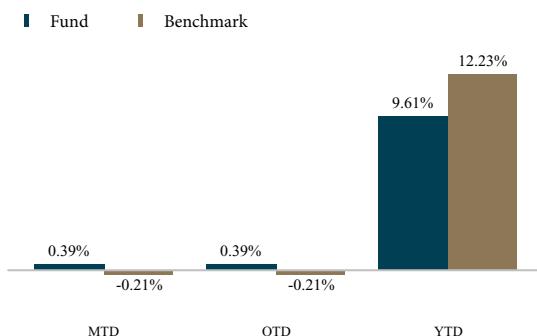
Performance Since Inception



Cumulative Performance vs Benchmark

	Fund	Benchmark	Variance
Annualized (Since Inception)	9.29%	2.32%	6.97%
Since Inception	173.95%	29.72%	144.22%
1-Year	9.79%	15.83%	-6.04%
3-Year	9.69%	23.52%	-13.84%
5-Year	30.33%	12.83%	17.50%

Current Year Returns

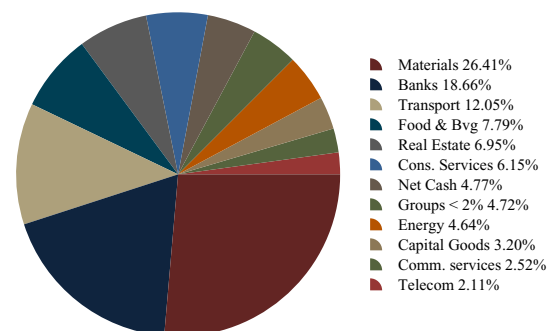


Top 5 Weights

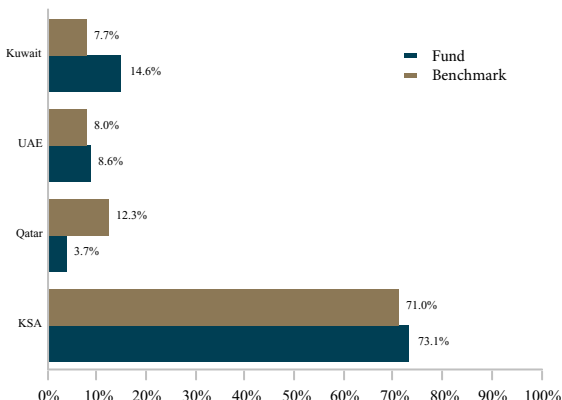
	Fund	Benchmark	Variance
Al Rajhi	9.58%	16.84%	-7.27%
SABIC	9.57%	12.58%	-3.01%
Agility	7.98%	1.23%	6.74%
SAFCO	6.98%	2.12%	4.87%
Aldrees	4.64%	0.19%	4.44%

Top 5 Total **38.74%** **32.96%**

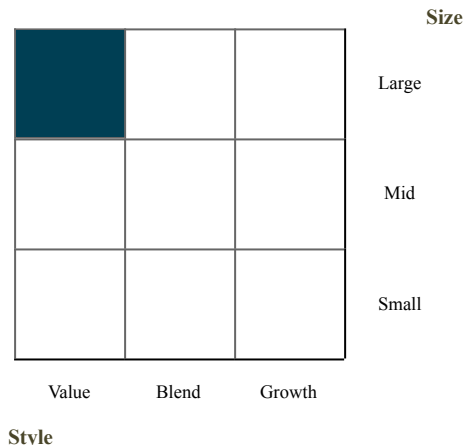
Sector Weights



Geographical Allocation



Fund Focus



Jadwa Arab Markets Equity Fund

Monthly Fund Fact Sheet - 31 October 2018

جدوى للاستثمار
Jadwa Investment



Investment Objective:

To provide long-term capital growth by investing in Arab Markets equity markets. The Fund invests its assets in a diversified portfolio comprised of Shariah-compliant companies listed on the Arab equity markets, using a multi-strategy approach. The Fund may also invest up to 25% of its assets in other approved Shariah-compliant investment funds.

Inception Date: June 30, 2007

Base Currency: SAR

Benchmark:
S&P Pan Arab Composite Shariah

Unit Price: 259.0622

Net Asset Value: SAR 18.18mn

Valuation Days: Each business day

Cut-off time: 10 am business day

Management Fee: 1.95 %

Subscription Fee: Up to 3%

Min Initial Subscription: SAR 50,000

Min. Add'l Sub/Red: SAR 25,000

Identification Tickers:

Bloomberg: JADARAB

Lipper: LP65077654

Contact Info:

9661 1 279 1111

Sky Towers, King Fahd Rd

PO BOX 60677

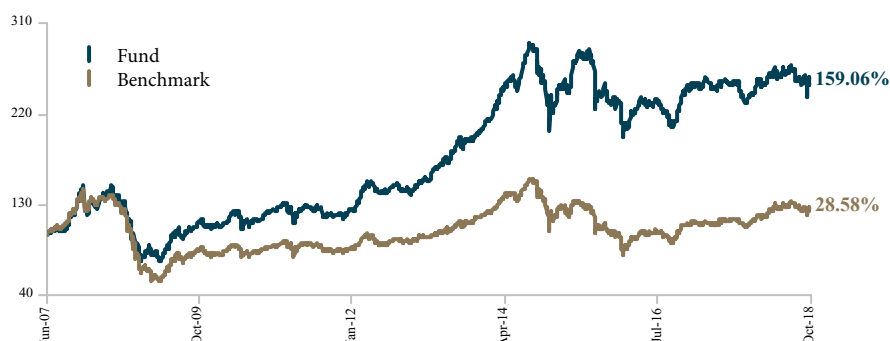
Riyadh 11555

Kingdom of Saudi Arabia

www.jadwa.com

Disclaimer: Jadwa Investment or its directors, staff, or affiliates makes no warranty, representation or undertaking whether expressed or implied, nor does it assume any legal liability, whether direct or indirect, for the accuracy, completeness, or usefulness of any information that is contained in this material. It is not the intention of this material to be used or deemed as an advice, option or for any action that may take place in future. Unless otherwise stated, all information contained in this material shall not be reproduced, in whole or in part, without the specific written permission of Jadwa Investment. The content of this document is for information purposes only. Jadwa Investment does not hold itself out as providing legal, financial or other advice via this document. Investments in Jadwa's products are governed by their Terms and Conditions. Some products are exposed to foreign currencies and changes in currency exchange rates may have an adverse effect on the value and price. The product's value is subject to fluctuations and the investor may not receive the full amount that is originally invested. The information provided in this document may be changed at any time without prior notice. Past performance is not indicative of future returns. Jadwa Investment is authorized and regulated by the Capital Market Authority of Saudi Arabia.

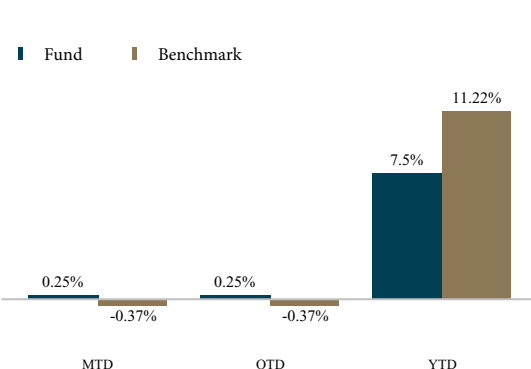
Performance Since Inception



Cumulative Performance vs Benchmark

	Fund	Benchmark	Variance
Annualized (Since Inception)	8.75%	2.24%	6.51%
Since Inception	159.06%	28.58%	130.48%
1-Year	8.31%	14.82%	-6.51%
3-Year	10.14%	23.18%	-13.03%
5-Year	32.78%	12.68%	20.10%

Current Year Returns

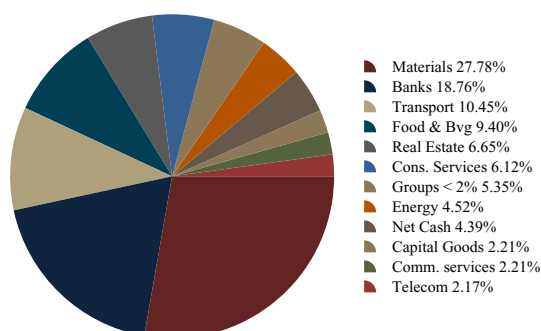


Top 5 Weights

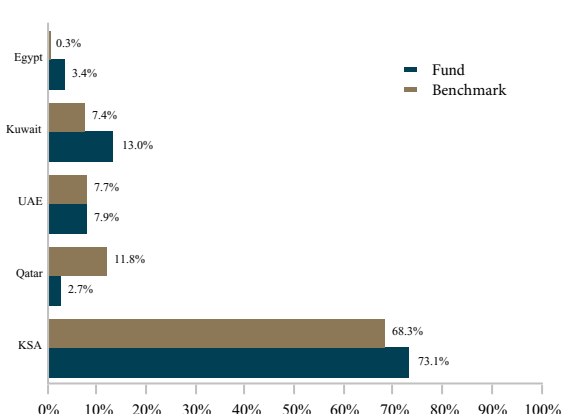
	Fund	Benchmark	Variance
Al Rajhi	9.58%	16.19%	-6.61%
SABIC	9.52%	12.09%	-2.57%
Agility	7.33%	1.19%	6.14%
SAFCO	6.95%	2.03%	4.91%
Aldrees	4.52%	0.19%	4.33%

Top 5 Total **37.89%** **31.68%**

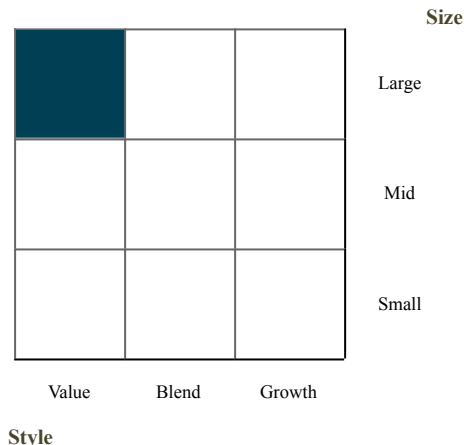
Sector Weights



Geographical Allocation



Fund Focus



Jadwa Global Sukuk Fund

Monthly Fund Fact Sheet - October 2018

جدوى للاستثمار
Jadwa Investment



Investment Objective

To generate returns by investing in a diversified portfolio of global Sukuk.

Inception Date: Class A: 21-Mar-18
Class B: 8-Oct-07

Base Currency: USD

Benchmark:
IdealRatings Global Sukuk Index

Unit Price: Class A: USD 100.2832
Class B: USD 130.6001

Net Asset Value: USD 49.32 mn

Valuation Days: Each business day

Cut-off time: 10 a.m. business day

Management Class A: 0.75% per annum
Class B: 1.00% per annum

Subscription Fee: Up to 1%

Min. Initial Subscription: Class A: USD 10 mn
Class B: USD 1,000

Min. Add'l Sub/Red Class A: USD 100
Class B: USD 100

Identification Tickers

Bloomberg: JDSUKUK

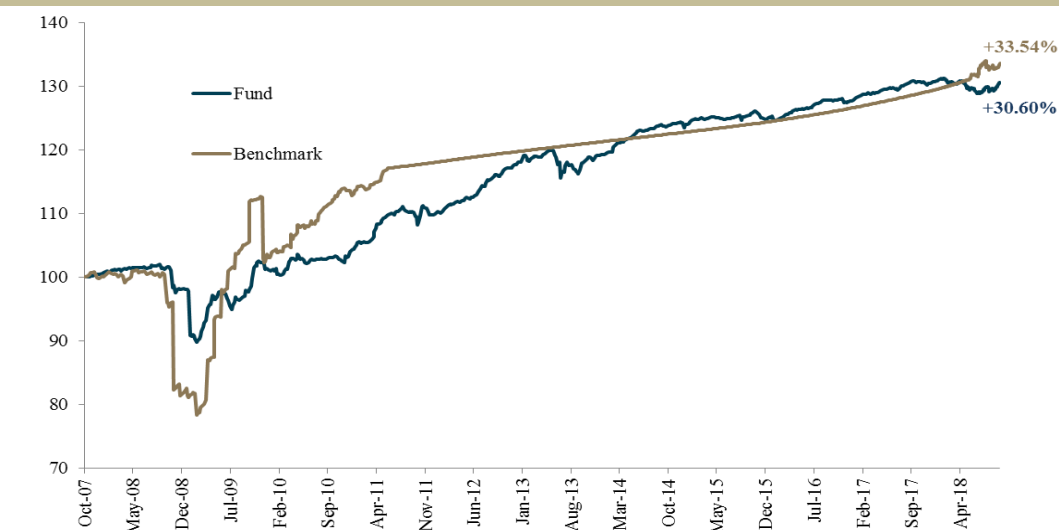
Lipper: LP65083046

Contact info:

(9661) 1 279-1111
Sky Towers, King Fahd Rd
PO BOX 60677
Riyadh 11555
Kingdom of Saudi Arabia
www.jadwa.com

Disclaimer: Jadwa Investment or its directors, staff, or affiliates makes no warranty, representation or undertaking whether expressed or implied, nor does it assume any legal liability, whether direct or indirect, or responsibility for the accuracy, completeness, or usefulness of any information that is contained in this material. It is not the intention of this material to be used or deemed as an advice, option or for any action that may take place in future. Unless otherwise stated, all information contained in this material shall not be reproduced, in whole or in part, without the specific written permission of Jadwa Investment. The content of this document is for information purposes only. Jadwa Investment does not hold itself out as providing legal, financial or other advice via this document. Investments in Jadwa's products are governed by their Terms and Conditions. Some products are exposed to foreign currencies and changes in currency exchange rates may have an adverse effect on the value and price. The product's value is subject to fluctuations and the investor may not receive the full amount that is originally invested. The information provided in this document may be changed at any time without prior notice. Past performance is not indicative of future returns. Jadwa Investment is authorized and regulated by the Capital Market Authority of Saudi Arabia.

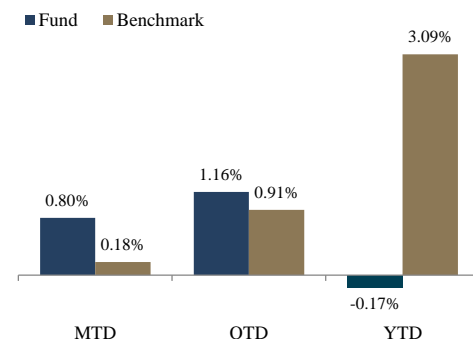
Performance Since Inception Class B



Cumulative Performance vs Benchmark

	Fund	Benchmark	Variance
Annualized (since inception)	2.46%	2.67%	-0.21%
Since Inception	30.60%	33.54%	-2.94%
1-Year	0.02%	3.73%	-3.71%
3-Year	4.15%	7.70%	-3.55%
5-Year	10.72%	10.44%	0.28%

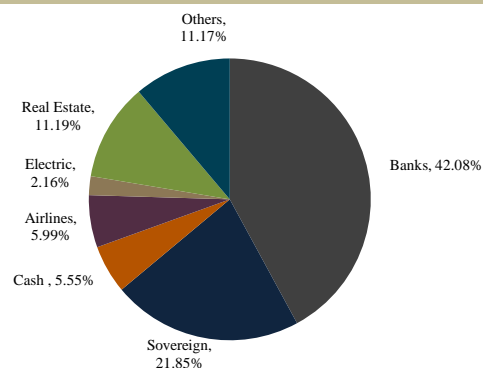
Current Year Returns



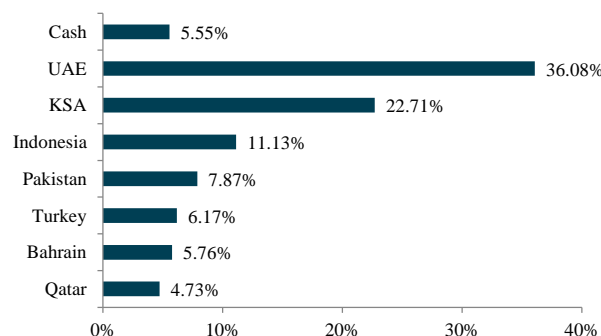
Top 10 Holdings

Meraas Sukuk Ltd.
Perusahaan Penerbit
ADIB Capital Invest ILT
DIB Tier 1 Sukuk
Second Pakistan Sukuk
AHB Tier 1 Sukuk Ltd
Mumtalakat Sukuk Holding
QIB Sukuk Ltd.
Bank AlBilad
Bank Al Jazira

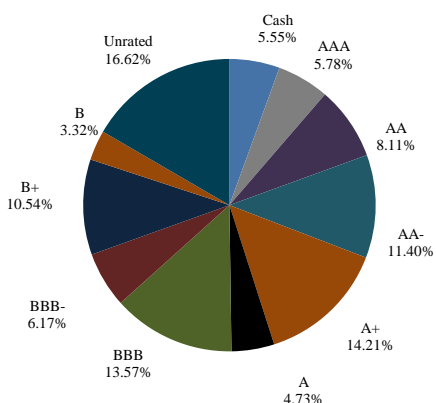
Sector Weights



Geographical Allocation



Fixed/Floating



Jadwa SAR Murabaha Fund

Monthly Fund Fact Sheet - October 2018

جدوى للاستثمار
Jadwa Investment



Investment Objective

To generate market returns from short-term Murabaha based trade transactions

Inception Date: 30-Jun-07

Base Currency: SAR

Benchmark:
One month SIBID net of mgmt. fee

Unit Price: SAR 114.9870

Net Asset Value: SAR 264.79 mn

Valuation Days: Each business day

Cut-off time: 10 a.m. business day

Management Fee: 15% of Profit

Subscription Fee: N/A

Min. Initial Subscription: SAR 50,000

Min. Add'l Sub/Red: SAR 25,000

Identification Tickers

Bloomberg: JADSRYL

Lipper: LP65044210

Contact info:

(9661) 1 279-1111

Sky Towers, King Fahd Rd

PO BOX 60677

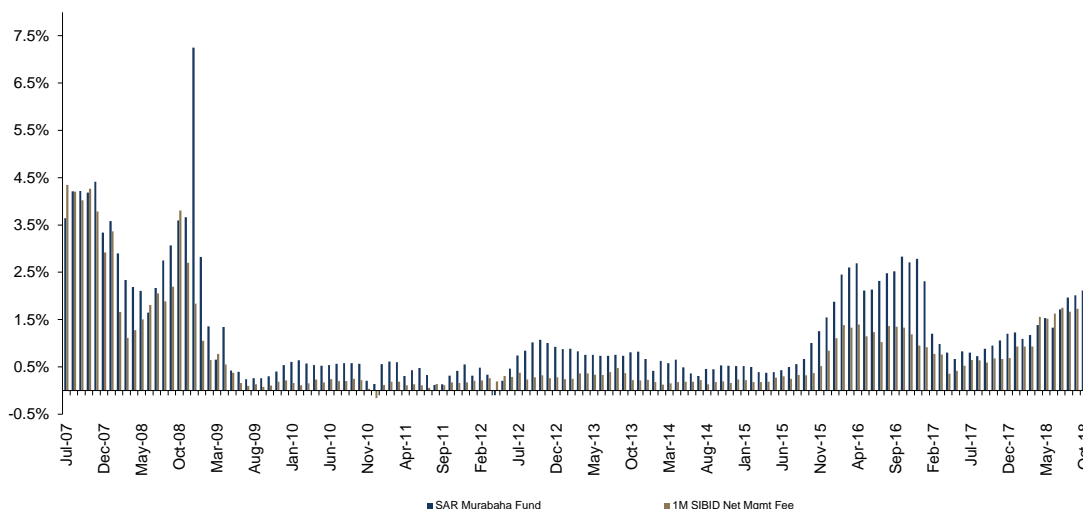
Riyadh 11555

Kingdom of Saudi Arabia

www.jadwa.com

Disclaimer: Jadwa Investment or its directors, staff, or affiliates makes no warranty, representation or undertaking whether expressed or implied, nor does it assume any legal liability, whether direct or indirect, or responsibility for the accuracy, completeness, or usefulness of any information that is contained in this material. It is not the intention of this material to be used or deemed as an advice, option or for any action that may take place in future. Unless otherwise stated, all information contained in this material shall not be reproduced, in whole or in part, without the specific written permission of Jadwa Investment. The content of this document is for information purposes only. Jadwa Investment does not hold itself out as providing legal, financial or other advice via this document. Investments in Jadwa's products are governed by their Terms and Conditions. Some products are exposed to foreign currencies and changes in currency exchange rates may have an adverse effect on the value and price. The product's value is subject to fluctuations and the investor may not receive the full amount that is originally invested. The information provided in this document may be changed at any time without prior notice. Past performance is not indicative of future returns. Jadwa Investment is authorized and regulated by the Capital Market Authority of Saudi Arabia.

Performance Since Inception

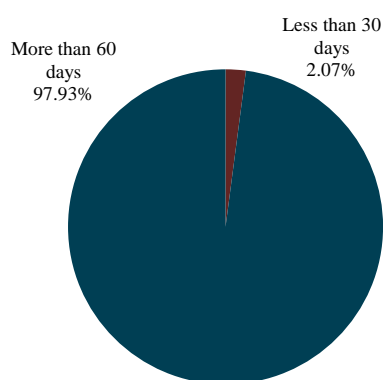


Cumulative Performance vs Benchmark

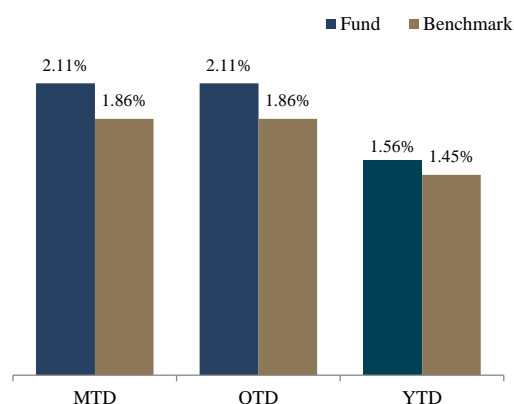
	Fund	Benchmark	Variance
Since Inception	1.24%	0.78%	0.46%
1-Year	1.49%	1.32%	0.17%
3-Year	1.67%	1.06%	0.61%
5-Year	1.21%	0.72%	0.49%

*Annualized Returns

Maturity Distribution



Current Year Returns



Monthly Returns - TTM

	Nov-17	Dec-17	Jan-18	Feb-18	Mar-18	Apr-18	May-18	Jun-18	Jul-18	Aug-18	Sep-18	Oct-18
Fund	1.06%	1.20%	1.23%	1.09%	1.17%	1.38%	1.53%	1.33%	1.71%	1.96%	2.01%	2.11%
Benchmark	0.66%	0.69%	0.93%	0.93%	0.93%	1.56%	1.52%	1.63%	1.75%	1.67%	1.73%	1.86%

*Annualized Returns