

# Arabian Opportunities Fund

## Arabian Opportunities Fund

An open-ended investment fund

### Fund Objective

Long term capital appreciation by investing in listed Middle East and North African equities.

### Fund Strategy

A bottom up investment strategy considering all MENA listed companies investing in actively managed portfolios of around 30 stock picks. The portfolios are constantly reassessed, optimized and modified according to new market conditions.

### Issue Price 10

### Liquidity Bi-Weekly

### Base Currency US Dollar

### Fund Launch Date

September 27, 2007

### NAV as of 31/03/2020

USD 11.5915

### Fund size as of 31/03/2020

USD 6,425,521.61

### Benchmark

S&P Pan Arab Composite

### Identification Codes

Bloomberg Ticker AUDIOPP AB  
Zawya Code AUDAROP.MF  
Reuters Lipper ID LP65106988

### Fund Manager

Audi Capital

### Administrator/Custodian

HSBC Saudi Arabia Limited

### Minimum Investment

USD 10,000

### Liquidity

Sunday & Tuesday

### Contacts

>Karim Nassif , CFA

Head of MENA Investments

Phone: 966-11-2199374

Email: [karim.nassif@audicapital.com](mailto:karim.nassif@audicapital.com)

> Ahmed Korayem– Head of Local Investments

Phone: 966-11-2199379

Email: [ahmed.korayem@audicapital.com](mailto:ahmed.korayem@audicapital.com)

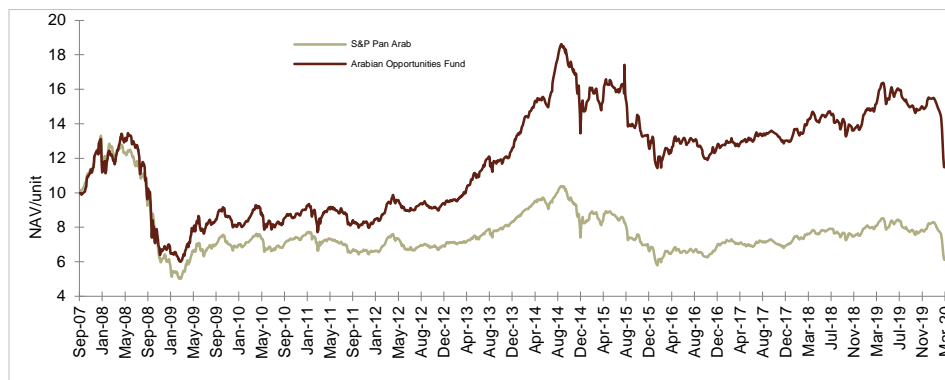
>John Gebeily

Head of Investment Office

Phone: 966 561506327

Email: [John.Gebeily2@audicapital.com](mailto:John.Gebeily2@audicapital.com)

## Performance Since Inception

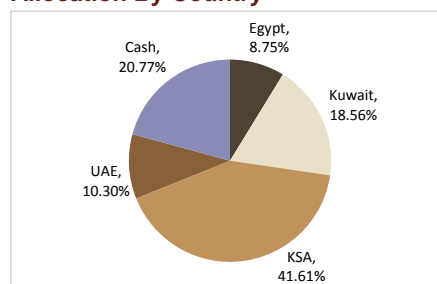


## Fund Performance

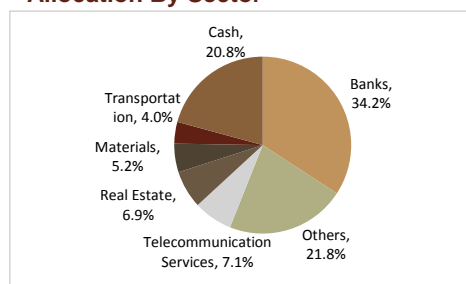
Cumulative (%)	AOF	S&P Pan Arab Index	Active Performance
MTD	-19.10	-18.53	-0.56
1 Month	-19.10	-18.53	-0.56
3 Months	-25.02	-24.79	-0.22
YTD	-25.02	-24.79	-0.22
2019	12.13	8.24	3.89
2018	5.39	6.16	-0.77
2017	2.59	0.52	2.07
2016	-3.78	3.70	-7.48
2015	-10.14	-17.17	7.03
2014	14.81	-1.40	16.21
2013	37.94	21.74	16.20
2012	9.93	3.64	6.28
2011	-6.47	-12.73	6.26
2010	12.82	11.35	1.47
2009	18.24	13.58	4.66
2008	-45.33	-51.62	6.29
2007*	24.20	24.30	-0.10
Since Inception (Sept 27,2007)	15.92	-38.39	54.31
Annualized (%)			
1 year	-25.06	-24.67	-0.39
2 year	-9.68	-9.99	0.31
3 year	-3.15	-4.42	1.27

\* This figure is reflective of the period from September 27<sup>th</sup>, 2007 to December 31<sup>st</sup>, 2007.

## Allocation By Country



## Allocation By Sector



## Risk Indicators

	AOF	S&P
Sharpe Ratio	0.039	0.018
Information Ratio	0.062	Na
Monthly Volatility	25.98%	25.54%

### Audi Capital - KSA

Centria Building • Prince Mohammad bin Abdulaziz Road (Tahlia) • P.O.Box 250744 • Riyadh 11391 • Saudi Arabia  
Phone: +966 1 2199300 • Fax: +966 1 4627942 • Email: [contactus@audicapital.com](mailto:contactus@audicapital.com) • [www.audicapital.com](http://www.audicapital.com)

This update does not constitute an offer of shares and should not be relied upon by any person accruing or otherwise dealing in shares of the company. Subscription of shares in the company may only currently be made on the terms of the placing memorandum of the company. It should be noted that investment in the fund is only suitable for sophisticated investors who are aware of the risks of investing and should not be re-graced as long term. Please remember that past performance is not necessarily a guide to the future. Market and currency movements may cause the value of shares and the income from them to fluctuate and you may get back less than you invested when you decide to sell your share. The information contained herein, including any expression of opinion, has been obtained from or is based upon sources believed to be reliable, and is believed to be fair and not misleading; however, Audi Capital does not guarantee its accuracy or completeness. The information contained herein must not be reproduced in whole or in part without the prior written consent of Audi Capital.

# Audi Capital

Regulated by CMA - License no. 06017-37