

METHANOL CHEMICALS COMPANY
(A Saudi Joint Stock Company)

CONDENSED INTERIM FINANCIAL INFORMATION (UNAUDITED)
FOR THE THREE-MONTH AND SIX-MONTH PERIODS ENDED 30 JUNE 2020
AND REPORT ON REVIEW OF INTERIM FINANCIAL INFORMATION

METHANOL CHEMICALS COMPANY
(A Saudi Joint Stock Company)
CONDENSED INTERIM FINANCIAL INFORMATION (UNAUDITED)
FOR THE THREE-MONTH AND SIX-MONTH PERIODS ENDED 30 JUNE 2020

| | Page |
|--|-------------|
| Report on review of interim financial information | 2 |
| Condensed interim statement of comprehensive income | 3 |
| Condensed interim statement of financial position | 4 |
| Condensed interim statement of changes in equity | 5 |
| Condensed interim statement of cash flows | 6 |
| Notes to the condensed interim financial information | 7 - 12 |



Report on review of interim financial information

To the shareholders of Methanol Chemicals Company
(A Saudi Joint Stock Company)

Introduction

We have reviewed the accompanying condensed interim statement of financial position of Methanol Chemicals Company (the "Company") as of 30 June 2020 and the related condensed statement of comprehensive income for the three-month and six-month periods then ended and the condensed interim statements of changes in equity and cash flows for the six-month period ended 30 June 2020 and notes, comprising a summary of significant accounting policies and other explanatory notes. Management is responsible for the preparation and presentation of this condensed interim financial information in accordance with International Accounting Standard 34 - "Interim Financial Reporting" ("IAS 34"), as endorsed in the Kingdom of Saudi Arabia. Our responsibility is to express a conclusion on this condensed interim financial information based on our review.

Scope of review

We conducted our review in accordance with International Standard on Review Engagements 2410, "Review of interim financial information performed by the independent auditor of the entity", as endorsed in the Kingdom of Saudi Arabia. A review of interim financial information consists of making inquiries, primarily of persons responsible for financial and accounting matters, and applying analytical and other review procedures. A review is substantially less in scope than an audit conducted in accordance with International Standards on Auditing, as endorsed in the Kingdom of Saudi Arabia, and consequently does not enable us to obtain assurance that we would become aware of all significant matters that might be identified in an audit. Accordingly, we do not express an audit opinion.

Conclusion

Based on our review, nothing has come to our attention that causes us to believe that the accompanying condensed interim financial information is not prepared, in all material respects, in accordance with IAS 34, as endorsed in the Kingdom of Saudi Arabia.

PricewaterhouseCoopers

Ali A. Alotaibi
License Number 379

25 August 2020



METHANOL CHEMICALS COMPANY
(A Saudi Joint Stock Company)
Condensed interim statement of comprehensive income
(All amounts in Saudi Riyals unless otherwise stated)

| | Note | For the three-month period ended 30 June | | For the six-month period ended 30 June | |
|--|------|--|---------------------|--|---------------------|
| | | 2020 (Unaudited) | 2019 (Unaudited) | 2020 (Unaudited) | 2019 (Unaudited) |
| Revenue | 1 | 98,501,283 | 150,852,339 | 218,798,936 | 305,710,610 |
| Cost of sales | | (98,174,986) | (120,139,509) | (214,239,745) | (240,008,241) |
| Gross profit | | 326,297 | 30,712,830 | 4,559,191 | 65,702,369 |
| Selling and distribution expenses | | (10,843,564) | (15,795,596) | (23,458,578) | (29,533,712) |
| General and administrative expenses | | (9,162,187) | (11,870,354) | (18,940,857) | (21,722,868) |
| Other operating costs - net | | (1,637,453) | (815,645) | (2,209,479) | (1,321,888) |
| Operating (loss) profit | | (21,316,907) | 2,231,235 | (40,049,723) | 13,123,901 |
| Financial costs | | (9,164,089) | (10,263,644) | (18,562,392) | (21,317,015) |
| Financial income | | 116,307 | 969,260 | 522,296 | 1,918,676 |
| Financial costs - net | | (9,047,782) | (9,294,384) | (18,040,096) | (19,398,339) |
| Loss before zakat | | (30,364,689) | (7,063,149) | (58,089,819) | (6,274,438) |
| Zakat expense | | (918,334) | (1,550,000) | (1,793,335) | (2,650,000) |
| Loss for the period | | (31,283,023) | (8,613,149) | (59,883,154) | (8,924,438) |
| Other comprehensive loss | | | | | |
| <i>Items that will not be reclassified to profit or loss -</i> | | | | | |
| Remeasurement of employee benefit obligations | | - | (266,562) | - | (533,123) |
| Other comprehensive loss for the period | | - | (266,562) | - | (533,123) |
| Total comprehensive loss for the period | | (31,283,023) | (8,879,711) | (59,883,154) | (9,457,561) |
| Loss per share (Saudi Riyals) | | | | | |
| Basic and diluted | 8 | (0.26) | (0.07) | (0.50) | (0.07) |

The accompanying notes are an integral part of this condensed interim financial information.

The condensed interim financial information including notes and other explanatory information was approved and authorized for issue by the Board of Directors on 25 August 2020 and was signed on their behalf by:

Abdullah A. Al-Hajri
Chief Financial Officer

Ali Al-Asiri
Chief Executive Officer

Abdullah Al Sanea
Chairman

METHANOL CHEMICALS COMPANY
(A Saudi Joint Stock Company)
Condensed interim statement of financial position
(All amounts in Saudi Riyals unless otherwise stated)

| | Note | As at 30 June 2020 (Unaudited) | As at 31 December 2019 (Audited) |
|---|---------|--------------------------------------|--|
| Assets | | | |
| Non-current assets | | | |
| Property, plant and equipment | 1, 4, 5 | 1,527,603,926 | 1,562,117,973 |
| Right-of-use assets | | 26,337,184 | 27,411,033 |
| Intangible assets | | 7,994,799 | 8,921,152 |
| Total non-current assets | | 1,561,935,909 | 1,598,450,158 |
| Current assets | | | |
| Inventories | | 145,249,999 | 123,109,714 |
| Trade and other receivables | | 126,338,154 | 108,391,471 |
| Cash and cash equivalents | | 52,453,018 | 113,086,237 |
| Total current assets | 1 | 324,041,171 | 344,587,422 |
| Total assets | | 1,885,977,080 | 1,943,037,580 |
| Equity and liabilities | | | |
| Equity | | | |
| Share capital | | 1,206,000,000 | 1,206,000,000 |
| Share premium | | 72,850,071 | 72,850,071 |
| Statutory reserve | | 44,118,693 | 44,118,693 |
| Accumulated deficit | | (329,039,154) | (269,156,000) |
| Net equity | | 993,929,610 | 1,053,812,764 |
| Liabilities | | | |
| Non-current liabilities | | | |
| Long-term borrowings | 6 | 329,042,762 | 587,366,332 |
| Lease liabilities | | 24,442,029 | 25,677,141 |
| Employee benefit obligations | | 49,944,049 | 47,725,116 |
| Total non-current liabilities | | 403,428,840 | 660,768,589 |
| Current liabilities | | | |
| Trade and other payables | | 74,928,138 | 76,508,865 |
| Current portion of long-term borrowings | 6 | 404,801,804 | 144,883,286 |
| Lease liabilities | | 1,145,353 | 1,114,076 |
| Zakat payable | | 7,743,335 | 5,950,000 |
| Total current liabilities | 1 | 488,618,630 | 228,456,227 |
| Total liabilities | | 892,047,470 | 889,224,816 |
| Total equity and liabilities | | 1,885,977,080 | 1,943,037,580 |

The accompanying notes are an integral part of this condensed interim financial information.

Abdullah A. Al-Hajri
Chief Financial Officer


Ali Al-Asiri
Chief Executive Officer

Abdullah Al Sanea
Chairman


METHANOL CHEMICALS COMPANY
(A Saudi Joint Stock Company)
Condensed interim statement of changes in equity
(All amounts in Saudi Riyals unless otherwise stated)

| | Share capital | Share premium | Statutory reserve | Accumulated deficit | Total |
|---|----------------------|----------------------|--------------------------|----------------------------|----------------------|
| At 1 January 2019 (Audited) | 1,206,000,000 | 72,850,071 | 44,118,693 | (181,921,196) | 1,141,047,568 |
| Loss for the period | - | - | - | (8,924,438) | (8,924,438) |
| Other comprehensive loss for the period | - | - | - | (533,123) | (533,123) |
| Total comprehensive loss for the period | - | - | - | (9,457,561) | (9,457,561) |
| At 30 June 2019 (Unaudited) | <u>1,206,000,000</u> | <u>72,850,071</u> | <u>44,118,693</u> | <u>(191,378,757)</u> | <u>1,131,590,007</u> |
| At 1 January 2020 (Audited) | 1,206,000,000 | 72,850,071 | 44,118,693 | (269,156,000) | 1,053,812,764 |
| Loss for the period | - | - | - | (59,883,154) | (59,883,154) |
| Other comprehensive loss for the period | - | - | - | - | - |
| Total comprehensive loss for the period | - | - | - | (59,883,154) | (59,883,154) |
| At 30 June 2020 (Unaudited) | <u>1,206,000,000</u> | <u>72,850,071</u> | <u>44,118,693</u> | <u>(329,039,154)</u> | <u>993,929,610</u> |

The accompanying notes are an integral part of this condensed interim financial information.


Abdullah A. Al-Hajri
Chief Financial Officer



Ali Al-Asiri
Chief Executive Officer


Abdullah Al Sanea
Chairman


METHANOL CHEMICALS COMPANY
(A Saudi Joint Stock Company)
Condensed interim statement of cash flows
(All amounts in Saudi Riyals unless otherwise stated)

| | For the six-month period ended 30 June | |
|--|---|---------------------|
| | 2020 | 2019 |
| | (Unaudited) | (Unaudited) |
| Cash flows from operating activities | | |
| Loss before zakat | (58,089,819) | (6,274,438) |
| <u>Adjustments for:</u> | | |
| Depreciation and amortization | 64,573,596 | 59,900,864 |
| Loss on disposal of property and equipment | - | 52,483 |
| Write-off of property, plant and equipment | 782,690 | - |
| Financial costs - net | 18,040,096 | 19,398,339 |
| Provision for employee benefit obligations | 3,704,522 | 3,589,305 |
| <u>Changes in operating assets and liabilities:</u> | | |
| (Increase) decrease in inventories | (22,140,285) | 5,438,399 |
| (Increase) decrease in trade and other receivables | (18,047,847) | 15,792,342 |
| Decrease in trade and other payables | (1,580,727) | (18,439,966) |
| Cash (utilised in) generated from operations | (12,757,774) | 79,457,328 |
| Financial costs paid on borrowings | (16,284,884) | (17,498,822) |
| Financial costs paid on lease liabilities | (682,560) | (888,494) |
| Financial income received on short-term murabaha deposits | 623,460 | 2,042,419 |
| Employee benefit obligations paid | (1,485,589) | (1,841,797) |
| Zakat paid | - | (7,936,123) |
| Net cash (outflow) inflow from operating activities | (30,587,347) | 53,334,511 |
| Cash flows from investing activities | | |
| Payments for purchase of property, plant and equipment | (28,842,037) | (9,417,859) |
| Placements in short-term murabaha deposits | - | (18,399,000) |
| Total cash outflow from investing activities | (28,842,037) | (27,816,859) |
| Cash flows from financing activities | | |
| Repayments of long-term borrowings | - | (58,668,500) |
| Principal elements of lease payments | (1,203,835) | (997,901) |
| Total cash outflow from financing activities | (1,203,835) | (59,666,401) |
| Net decrease in cash and cash equivalents | (60,633,219) | (34,148,749) |
| Cash and cash equivalents at beginning of period | 113,086,237 | 119,823,733 |
| Cash and cash equivalents at end of period | 52,453,018 | 85,674,984 |
| Non-cash operating, investing and financing activities: | | |
| Right-of-use assets recorded against lease liabilities | - | 27,846,063 |
| Prepaid lease rentals adjusted against right-of-use assets | - | 1,712,667 |

The accompanying notes are an integral part of this condensed interim financial information.


Abdullah A. Al-Hajri
Chief Financial Officer


Ali Al-Asiri
Chief Executive Officer


Abdullah Al Sanea
Chairman

METHANOL CHEMICALS COMPANY
(A Saudi Joint Stock Company)
Notes to the condensed interim financial information (Unaudited)
For the three-month and six-month periods ended 30 June 2020
(All amounts in Saudi Riyals unless otherwise stated)

1 General information

Methanol Chemicals Company (the “Company” or “Chemanol”) is engaged in the production of Formaldehyde liquid and Urea Formaldehyde liquid or their mixture with different concentrations, Paraformaldehyde, liquid and powder Formaldehyde resins, Hexane Methylene Tetramine, Phenol Formaldehyde resins, concrete improvers, Methanol, Carbon monoxide, Di-methylamine, Mono-methylamine, Tri-mon-methylamine, Di-methyl Formamide, Di-methyl carbon, Penta Aritheretol, Sodium Formate and Acetaldehyde.

The Company is a joint stock company registered in the Kingdom of Saudi Arabia and operating under Commercial Registration (CR) No. 2050057828 issued in Dammam on 30 Dhu al-Hijjah 1428 H (9 January 2008). The accompanying condensed interim financial information includes the accounts of the Company and its branch registered in Jubail under CR No. 2055001870 dated 28 Dhu al-Hijjah 1409 H (1 August 1989). The registered address of the Company is P.O. Box 2101, Jubail 31951, Kingdom of Saudi Arabia.

During the three-month period ended 31 March 2020, the Company shut down certain of its plants for scheduled periodic maintenance for a period of 23 days. The Company incurred turnaround and related costs of Saudi Riyals 11.3 million related to such maintenance which were capitalized under property, plant and equipment in the accompanying condensed interim financial information.

At 30 June 2020, the Company’s current liabilities exceeded its current assets by Saudi Riyals 164.6 million, which is primarily due to scheduled repayments of long-term borrowings due within twelve months from the date of the condensed interim financial information. As explained in Note 6, the Company is in advanced stage of negotiations with the lending institutions to restructure the long-term borrowings and expects that the negotiations will be completed and final agreements will be signed by the end of September 2020.

During the three-month period ended 30 June 2020, the Company witnessed a decline in its export revenues primarily due to certain key markets and countries being locked down by their respective governments as a measure to prevent the spread of COVID-19. Management believes that the situation is temporary with no significant impact on the short to medium-term demand for its products and expects that the export revenues will increase as economic activity resumes globally. Subsequent to 30 June 2020, the lockdowns in such key markets and countries have either been lifted or relaxed by the respective governments and the Company’s export revenues have increased. Accordingly, management expects the Company’s results to improve during the second half of 2020. Also see Note 4.

The Company’s management has also assessed other impacts of COVID-19 on its operations and has taken a series of proactive and preventative measures to ensure the health and safety of its employees and minimize the impact of the pandemic on its operations. However, as the situation is fluid and rapidly evolving, management continues to monitor and is taking necessary steps to ensure the continuity of its operations.

2 Accounting policies

The principal accounting policies applied in the preparation of condensed interim financial information of the Company are consistent with those of the previous financial year and corresponding interim reporting period.

2.1 Basis of preparation

This condensed interim financial information of the Company has been prepared in compliance with IAS 34 “Interim Financial Reporting” (“IAS 34”), as endorsed in the Kingdom of Saudi Arabia and other standards and pronouncements issued by the Saudi Organization for Certified Public Accountants (“SOCPA”).

The condensed interim financial information does not include all the information and disclosures required in the annual financial statements. Accordingly, this condensed interim financial information is to be read in conjunction with the annual financial statements for the year ended 31 December 2019.

METHANOL CHEMICALS COMPANY
(A Saudi Joint Stock Company)
Notes to the condensed interim financial information (Unaudited)
For the three-month and six-month periods ended 30 June 2020
(All amounts in Saudi Riyals unless otherwise stated)

2.2 New and amended standards adopted by the Company

Certain amendments to existing standards became applicable for the current reporting period. The amendments did not have an impact on the condensed interim financial information of the Company and accordingly the Company did not have to change its accounting policies or make any retrospective adjustments.

Certain new accounting standards and interpretations have been published that are not mandatory for 30 June 2020 reporting periods and have not been early adopted by the Company. These standards are not expected to have a material impact on the Company in the current or future reporting periods and on foreseeable future transactions.

3 Fair value of assets and liabilities

As at 30 June 2020 and 31 December 2019, the fair values of the Company's financial instruments are estimated to approximate their carrying values since the financial instruments are short term in nature, carry interest rates which are based on prevailing market interest rates and are expected to be realized at their current carrying values within twelve months from the date of statement of financial position. The fair values of the non-current financial liabilities are estimated to approximate their carrying values as these carry interest rates which are based on prevailing market interest rates.

4 Critical accounting estimates and judgements

The preparation of condensed interim financial information in conformity with International Financial Reporting Standards ("IFRS"), that are endorsed in the Kingdom of Saudi Arabia and other standards and pronouncements issued by SOCPA, requires the use of certain critical estimates and judgments that affect the reported amounts of assets and liabilities and disclosure of contingent assets and liabilities at the reporting date and the reported amounts of revenues and expenses during the reporting period. Estimates and judgements are continually evaluated and are based on historical experience and other factors, including expectations of future events that are believed to be reasonable under the circumstances. The Company makes estimates and judgements concerning the future. The resulting accounting estimates will, by definition, seldom equal the related actual results. Estimates that have a significant risk of causing a material adjustment to the carrying amounts of assets within the next financial year are discussed below:

Impairment of property, plant and equipment

Management tests assets or Cash Generating Units ("CGUs") for impairment whenever impairment indicators exist. Among others, the events or changes in circumstances which could indicate that an asset or CGUs may be impaired mainly include the following:

- A significant decrease in the market prices of Company's products;
- A significant change in the extent or manner in which an asset is being used or in its physical condition including a significant decrease in current and projected sales volumes; and
- A current-period operating loss combined with a history and forecast of operating losses.

Management has identified the spread of COVID-19 and the resulting decline in global prices of crude oil and petrochemicals as an impairment indicator and has determined the recoverable amounts of all CGUs based on value-in-use calculations. These calculations require the use of estimates in relation to the future cash flows and use of an appropriate discount rate and terminal growth rate applicable to the circumstances of the Company.

Future events could cause the estimates used in these value-in-use calculations to change adversely with a consequent effect on the future results of the Company. Management has performed a sensitivity analysis around the estimates and believes that the following changes in estimates used may result in the carrying value to be equal to the recoverable value of the CGUs with any incremental changes resulting in impairment in future periods:

- Increase in discount rate by 26%; or
- Decrease in forecasted market prices by 9%.

METHANOL CHEMICALS COMPANY
(A Saudi Joint Stock Company)
Notes to the condensed interim financial information (Unaudited)
For the three-month and six-month periods ended 30 June 2020
(All amounts in Saudi Riyals unless otherwise stated)

5 Property, plant and equipment

| | 1 January | Additions | Disposals / Write-offs | Transfers | 30 June |
|--|------------------------|---------------------|-----------------------------------|------------------|------------------------|
| 2020 | | | | | |
| Cost | | | | | |
| Buildings and leasehold improvements | 365,749,596 | 14,400 | (7,271,734) | 153,405 | 358,645,667 |
| Plant, machinery and equipment | 2,796,106,968 | 11,253,501 | (73,445,146) | 8,756,766 | 2,742,672,089 |
| Furniture, fixtures and office equipment | 30,254,512 | 40,999 | (3,463,607) | - | 26,831,904 |
| Planned turnaround costs | 91,125,381 | 11,265,336 | (55,584,632) | 5,139,407 | 51,945,492 |
| Vehicles | 3,927,760 | - | - | - | 3,927,760 |
| Construction-in-progress | 24,666,953 | 6,267,801 | - | (14,049,578) | 16,885,176 |
| | 3,311,831,170 | 28,842,037 | (139,765,119) | - | 3,200,908,088 |
| Accumulated depreciation and impairment | | | | | |
| Buildings and leasehold improvements | (138,256,869) | (5,088,589) | 7,101,310 | - | (136,244,148) |
| Plant, machinery and equipment | (1,509,927,580) | (49,795,776) | 72,851,183 | - | (1,486,872,173) |
| Furniture, fixtures and office equipment | (28,593,253) | (470,615) | 3,445,317 | - | (25,618,551) |
| Planned turnaround costs | (69,559,659) | (7,093,914) | 55,584,619 | - | (21,068,954) |
| Vehicles | (3,375,836) | (124,500) | - | - | (3,500,336) |
| | (1,749,713,197) | (62,573,394) | 138,982,429 | - | (1,673,304,162) |
| Net book value | 1,562,117,973 | | | | 1,527,603,926 |

| | 1 January | Additions | Disposals / Write-offs | Transfers | 31 December |
|--|------------------------|----------------------|-----------------------------------|------------------|------------------------|
| 2019 | | | | | |
| Cost | | | | | |
| Buildings and leasehold improvements | 365,591,326 | 158,270 | - | - | 365,749,596 |
| Plant, machinery and equipment | 2,774,463,409 | 13,041,042 | (1,671,193) | 10,273,710 | 2,796,106,968 |
| Furniture, fixtures and office equipment | 29,919,619 | 340,892 | (5,999) | - | 30,254,512 |
| Planned turnaround costs | 87,953,872 | 1,626,366 | - | 1,545,143 | 91,125,381 |
| Vehicles | 3,439,760 | 488,000 | - | - | 3,927,760 |
| Construction-in-progress | 18,688,019 | 21,402,381 | (3,604,594) | (11,818,853) | 24,666,953 |
| | 3,280,056,005 | 37,056,951 | (5,281,786) | - | 3,311,831,170 |
| Accumulated depreciation and impairment | | | | | |
| Buildings and leasehold improvements | (128,101,068) | (10,155,801) | - | - | (138,256,869) |
| Plant, machinery and equipment | (1,418,261,646) | (93,059,195) | 1,393,261 | - | (1,509,927,580) |
| Furniture, fixtures and office equipment | (27,268,169) | (1,329,921) | 4,837 | - | (28,593,253) |
| Planned turnaround costs | (57,133,904) | (12,425,755) | - | - | (69,559,659) |
| Vehicles | (3,238,669) | (137,167) | - | - | (3,375,836) |
| | (1,634,003,456) | (117,107,839) | 1,398,098 | - | (1,749,713,197) |
| Net book value | 1,646,052,549 | | | | 1,562,117,973 |

METHANOL CHEMICALS COMPANY
(A Saudi Joint Stock Company)
Notes to the condensed interim financial information (Unaudited)
For the three-month and six-month periods ended 30 June 2020
(All amounts in Saudi Riyals unless otherwise stated)

6 Long-term borrowings

| | 30 June 2020 | 31 December 2019 |
|--|-------------------------|-----------------------------|
| Saudi Industrial Development Fund ("SIDF") | 245,000,000 | 245,000,000 |
| Murabaha Facilities - Syndicate loans | 252,317,450 | 252,317,450 |
| Murabaha Facilities - Bilateral loans | 237,930,000 | 237,930,000 |
| | 735,247,450 | 735,247,450 |
| Accrued financial costs | 2,366,736 | 2,105,236 |
| | 737,614,186 | 737,352,686 |
| Less unamortized transaction costs related to: | | |
| SIDF | (398,363) | (687,238) |
| Murabaha Facilities - Syndicate loans | (1,823,608) | (2,393,538) |
| Murabaha Facilities - Bilateral loans | (1,547,649) | (2,022,292) |
| | (3,769,620) | (5,103,068) |
| | 733,844,566 | 732,249,618 |

Long-term borrowings are presented in the condensed interim statement of financial position as follows:

| | | |
|--|--------------------|-------------|
| Long-term borrowings | 329,042,762 | 587,366,332 |
| Current maturity shown under current liabilities | 404,801,804 | 144,883,286 |
| | 733,844,566 | 732,249,618 |

Movements in unamortized transaction costs are as follows:

| | 30 June 2020 | 31 December 2019 |
|--|-------------------------|-----------------------------|
| Balance at beginning of period / year | 5,103,068 | 8,084,583 |
| Less: amortization | (1,333,448) | (2,981,515) |
| Balance at end of period / year | 3,769,620 | 5,103,068 |
| Related to: | | |
| Long-term borrowings | 1,466,863 | 2,378,368 |
| Current maturity shown under current liabilities | 2,302,757 | 2,724,700 |
| | 3,769,620 | 5,103,068 |

METHANOL CHEMICALS COMPANY
(A Saudi Joint Stock Company)
Notes to the condensed interim financial information (Unaudited)
For the three-month and six-month periods ended 30 June 2020
(All amounts in Saudi Riyals unless otherwise stated)

6.1 SIDF loan

The loan agreement with SIDF provided for a loan of Saudi Riyals 600.0 million to finance expansion and construction of the Company's production facilities, which was fully drawn by June 2010. Up-front and annual administrative fees are charged by SIDF under the loan agreements. The original maturity of the principal amount outstanding at 30 June 2020 of Saudi Riyals 245.0 million is in 2021. Management of the Company is currently in advanced stage of negotiations with SIDF to restructure the amounts outstanding at 30 June 2020 whereby the repayment of the principal amount will be spread over an extended period. Preliminary approvals for the restructuring have been provided by the management committee of SIDF and the remaining formalities are expected to be completed by the end of September 2020.

The loan is secured by mortgage of the property, plant and equipment of the Company at 30 June 2020. The carrying value of the SIDF loan is denominated in Saudi Riyals.

The covenants of the SIDF loan require the Company to maintain certain level of financial conditions, limiting dividends distribution and annual capital expenditure above certain limits and certain other matters. As at 30 June 2020, the Company was not in compliance with a covenant relating to its current ratio. However, there was no impact of such non-compliance on the accompanying condensed interim financial information as the borrowings are already classified as current liabilities as at 30 June 2020 based on their contractual maturity.

6.2 Murabaha facilities

During 2007, the Company entered into an agreement (the "Murabaha Agreement") with a syndicate of banks, namely, Arab Banking Corporation (B.S.C), Riyad Bank, Samba Financial Group, Saudi Hollandi Bank, National Commercial Bank and Saudi British Bank (collectively called as "Murabaha Facility Participants") to provide Murabaha Facilities and Syndicate and Bilateral loans for financing of expansion projects. These loans bear financial charges based on prevailing market rates which are based on Saudi inter-bank offer rates.

The carrying values of such long-term borrowings are denominated in Saudi Riyals. The original aggregate maturities of these loans, based on their respective repayment schedules, are spread in 2021 through 2022. Management of the Company is currently in advanced stage of negotiations with the lending institutions to restructure the amounts outstanding at 30 June 2020 whereby the repayment of the principal amount will be spread over an extended period. Preliminary approvals for the restructuring have been provided by the lending institutions subject to finalization of the restructuring of the SIDF loan. Management expects the remaining formalities to be completed by the end of September 2020 along with the restructuring of the SIDF loan.

The covenants of the Murabaha facilities require the Company to maintain certain level of financial conditions, limiting dividends distribution and annual capital expenditure above certain limits and certain other matters. As at 30 June 2020, the Company was in compliance with these covenants.

7 Related party transactions

Related parties comprise the shareholders, directors, associated companies and key management personnel. Related parties also include business entities in which certain directors or senior management have an interest ("other related parties").

(a) Significant transactions entered into by the Company with its related parties comprise of costs and expenses charged by other related parties for the three-month and six-month periods ended 30 June 2020 amounting to Saudi Riyals Nil and Saudi Riyals 81,804, respectively (three-month and six-month periods ended 30 June 2019: Nil).

METHANOL CHEMICALS COMPANY
(A Saudi Joint Stock Company)
Notes to the condensed interim financial information (Unaudited)
For the three-month and six-month periods ended 30 June 2020
(All amounts in Saudi Riyals unless otherwise stated)

(b) Key management personnel compensation:

| | For the three-month period ended 30 June | | For the six-month period ended 30 June | |
|---|---|-------------|---|-------------|
| | 2020 | 2019 | 2020 | 2019 |
| Salaries and other short-term employee benefits | 1,991,974 | 3,302,755 | 3,794,563 | 4,765,626 |
| Employee benefit obligations | 48,847 | 43,399 | 103,054 | 120,268 |

8 Basic and diluted loss per share

Basic loss per share is calculated by dividing the loss for the period attributable to equity holders of the Company by the weighted average number of ordinary shares in issue during the period. As the Company does not have any dilutive potential shares, the diluted loss per share is the same as the basic loss per share.

| | For the three-month period ended 30 June | | For the six-month period ended 30 June | |
|---|---|-------------|---|-------------|
| | 2020 | 2019 | 2020 | 2019 |
| Loss for the period | (31,283,023) | (8,613,149) | (59,883,154) | (8,924,438) |
| Weighted average number of ordinary shares for basic and diluted loss per share | 120,600,000 | 120,600,000 | 120,600,000 | 120,600,000 |
| Loss per share | (0.26) | (0.07) | (0.50) | (0.07) |

9 Contingencies and commitments

- (i) At 30 June 2020, the Company was contingently liable for bank guarantees and letters of credit issued in the normal course of business amounting to Saudi Riyals 53.1 million and Saudi Riyals 2.2 million, respectively (31 December 2019: Saudi Riyals 55.9 million and Saudi Riyals 0.4 million, respectively).
- (ii) The capital expenditure contracted by the Company but not incurred till 30 June 2020 was approximately Saudi Riyals 13.1 million (31 December 2019: Saudi Riyals 31.7 million).