

## Al Mubarak IPO Fund

### General information of Q3-2020

<b>Base Currency</b>	Saudi Riyals	<b>Cut-off Time</b>	1:00 PM Riyadh time one business day preceding valuation day
<b>Risk</b>	High Risk	<b>Valuation Day</b>	Sunday & Wednesday
<b>Benchmark</b>	ANB Saudi Shariah IPO Index (S&P)	<b>Payment Date</b>	3 business days from next valuation day
<b>Fund Objective</b>	Long-term capital growth through investments in Shariah compliant IPOs/ right issues in Saudi Stock Market. In addition, fund can invest in newly listed companies with a max. of 5 years listing age, funds which have same investment objectives and shariah compliant money market instruments.	<b>Subscription Fees</b>	A one-time fee of up to 2.00%
<b>Min Subscription</b>	SAR 7,500	<b>Management Fees</b>	1.75% Annually from net asset value
<b>Min Additional Subscription</b>	SAR 2,000	<b>Other Fees</b>	Max 1.00% Annually from net asset value
<b>Min Redemption</b>	SAR 2,000	<b>Inception Date</b>	17/04/2016
<b>Days of Subscription and Redemption</b>	Every Day	<b>Inception Price</b>	10.00 SAR
<b>Dealing expenses Amount</b>	SAR 11,187.66	<b>Dealing expenses Percentage to the fund's average NAV</b>	0.03%
<b>Fund's manager investment amount</b>	N/A	<b>Fund's manager investment Percentage to the fund's NAV</b>	0%
<b>Total Fees</b>	0.60%	<b>Percentage of borrowings to the fund's NAV</b>	0%
<b>YTD Yield</b>	14.93%	<b>YTD Standard Deviation</b>	27.52%
<b>Yield For 3 Years</b>	-2.18%	<b>Standard Deviation For 3 Years</b>	18.84%
<b>Yield For 5 Years</b>	-	<b>Standard Deviation For 5 Years</b>	-
<b>Yield For 10 Years</b>	-	<b>Standard Deviation For 10 Years</b>	-
<b>Yield Since Inception</b>	-8.62%	<b>Standard Deviation Since Inception</b>	21.82%
<b>Yield For Q3</b>	17.36%	<b>Standard Deviation For Q3</b>	9.57%
<b>Sharpe Ratio</b>	9.27%	<b>Unit Price For financial statements</b>	9.1380 SAR
<b>Unit Price for transactions</b>	N/A		
<b>Top 10 Holdings *</b>			
<b>Security Name</b>		<b>Percentage of Total Holdings</b>	
Saudi Arabian Oil Co.		15.29%	
ALHABIB		12.44%	
Maharah Human Resources Co.		7.46%	
Arabian Centres Co.		5.81%	
sgs		5.03%	
Leejam Sports Co.		4.98%	
Thob Al Aseel Co.		4.28%	
Al Moammar Information Systems Co.		4.24%	
National Company for Learning and Education		3.96%	
Jadwa REIT Saudi Fund		3.63%	

\* As of the first day of Q3/ 2020



Licensed and Authorized by Capital Market Authority

## GROWTH FUNDS

Open Ended Fund investing in Shariah Compliant Saudi Equities

### INVESTMENT PROFILE

Fund Manager	ANB Invest
Base Currency	Saudi Riyal
Inception Date	08 May 2016
Inception Price	10.0000
Unit Price at 30/09/2020	9.1380
Time Horizon / Risk	Long Term / High Risk
Benchmark	ANB Saudi Shariah IPO Index (S&P)
Min Subscription	SAR 7,500
Min Additional Subscription	SAR 2,000
Min Redemption	SAR 2,000
Valuation Day	Sunday and Wednesday
Cut-off Time	13:00PM (Riyadh time), one business day preceding valuation day
Payment Date	3 business days from next valuation day
Management Fee	1.75% of NAV annually
Subscription Fee	A one-time fee of up to 2.00%
Early Redm. Fee	0.25% if units are redeemed within 30 days of purchase

### FURTHER INFORMATION

Head Office	(011) 406 2500
Telephone No.:	9200 11878
Sales:	9200 11878
Website:	<a href="http://www.anbinvest.com.sa">www.anbinvest.com.sa</a>

### FUND CODE

Institution	Code
Reuters	
Zawya	
Morningstar	
Bloomberg	<a href="#">MUBIPOF</a>

### DISCLAIMER

Past performance figures are not indicative of future performance. Potential investors should be aware that the price of units are subject to change & are not guaranteed.

Please refer to the Terms & Conditions for further fund information.

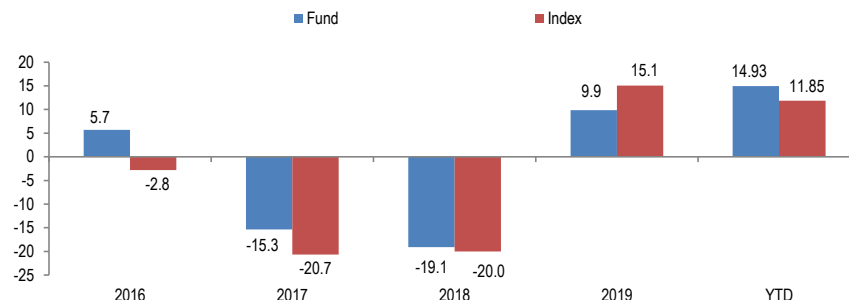
### INVESTMENT OBJECTIVE & STRATEGY

Investment objective of the fund is long-term capital growth through investments in Shariah compliant IPOs/ right issues in Saudi Stock Market. In addition, fund can invest in newly listed companies with a max. of 5 years listing age, funds which have same investment objectives and shariah compliant money market instruments.

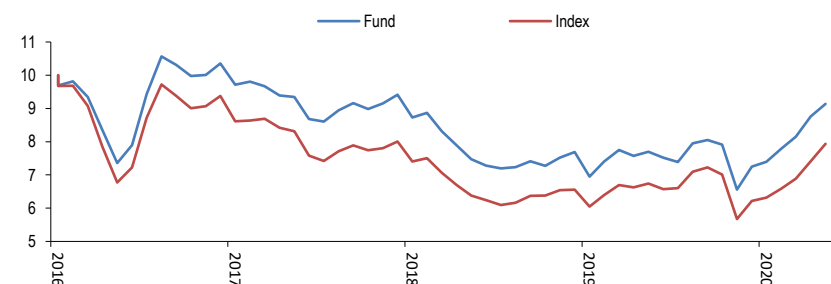
### CUMULATIVE PERFORMANCE

	1Q20	2Q20	3Q20	4Q20	1 Year	3 Years	5 Years	Since Incep.
Fund	-17.50	18.70	17.36	-	18.76	-2.18		-8.62
Index	-19.99	16.11	20.40	-	17.73	-4.59		-20.67

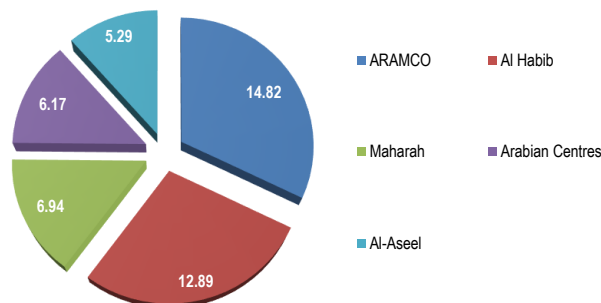
### HISTORICAL PERFORMANCE



### PERFORMANCE SINCE INCEPTION



### TOP FIVE HOLDINGS (%)



### SECTOR WEIGHTING (%)

Health Care	16.2
Energy	14.8
REITs	14.8
Cash	13.3
Real Estate Management and	8.6
Commercial & Professional Se	6.9
Consumer Services	6.6
Consumer Durables & Apparel	5.3
Software & Services	4.2
Retailing	3.5
Materials	3.2
Transportation	2.6

### Risk Ratio

	1 year	3 years	5 years
Standard Deviation	24.88	18.84	N/A
Sharp Ratio	0.69	-0.14	N/A
Information Ratio	0.22	0.21	N/A