

**Astra Industrial Group Company and Its Subsidiaries
(A Saudi Joint Stock Company)**

Unaudited Interim Condensed Consolidated Financial Statements

**For the Three-Month Period ended 31 March 2026
and Review Report**

Astra Industrial Group Company and Its Subsidiaries
(A Saudi Joint Stock Company)

UNAUDITED INTERIM CONDENSED CONSOLIDATED FINANCIAL STATEMENTS
AND INDEPENDENT AUDITOR'S REVIEW REPORT

For the three-month period ended 31 March 2026

<i>INDEX</i>	<i>PAGE</i>
Independent Auditor's Review Report	1
Interim Condensed Consolidated Statement of Financial Position	2
Interim Condensed Consolidated Statement of Profit or loss	3
Interim Condensed Consolidated Statement of Comprehensive Income	4
Interim Condensed Consolidated Statement of Changes in Equity	5
Interim Condensed Consolidated Statement of Cash Flows	6
Notes to the Interim Condensed Consolidated Financial Statements	7 - 18



Ernst & Young Professional Services (Professional LLC)

Paid-up capital (ر.س) 5,500,000 – Five million five hundred thousand Saudi Riyal)

Head Office

Financial Boulevard 3126, Al Aqeeq Dist. 6717, Riyadh 13519

KAFD 1.11 B, South Tower, 8th Floor

P.O. Box 2732

Riyadh 11461

Kingdom of Saudi Arabia

C.R. No. 1010383821

Tel: +966 11 215 9898

+966 11 273 4740

Fax: +966 11 273 4730

ey.ksa@sa.ey.com

ey.com

INDEPENDENT AUDITOR'S REVIEW REPORT ON THE INTERIM CONDENSED CONSOLIDATED FINANCIAL STATEMENTS TO THE SHAREHOLDERS OF ASTRA INDUSTRIAL GROUP COMPANY (A SAUDI JOINT STOCK COMPANY)

Introduction

We have reviewed the accompanying interim condensed consolidated statement of financial position of Astra Industrial Group Company ("the Company") and its subsidiaries (collectively referred to as "the Group") as at 31 March 2026, and the related interim condensed consolidated statements of profit or loss, comprehensive income, changes in equity and cash flows for the three-month period then ended, and explanatory notes. Management is responsible for the preparation and presentation of these interim condensed consolidated financial statements in accordance with International Accounting Standard 34, "Interim Financial Reporting" ("IAS 34") as endorsed in the Kingdom of Saudi Arabia. Our responsibility is to express a conclusion on these interim condensed consolidated financial statements based on our review.

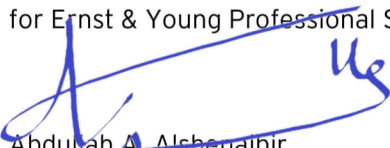
Scope of Review

We conducted our review in accordance with International Standard on Review Engagements 2410, "Review of Interim Financial Information Performed by the Independent Auditor of the Entity" as endorsed in the Kingdom of Saudi Arabia. A review of interim financial statement consists of making inquiries, primarily of persons responsible for financial and accounting matters, and applying analytical and other review procedures. A review is substantially less in scope than an audit conducted in accordance with International Standards on Auditing that are endorsed in the Kingdom of Saudi Arabia and consequently does not enable us to obtain assurance that we would become aware of all significant matters that might be identified in an audit. Accordingly, we do not express an audit opinion.

Conclusion

Based on our review, nothing has come to our attention that causes us to believe that the accompanying interim condensed consolidated financial statements are not prepared, in all material respects, in accordance with IAS 34 as endorsed in the Kingdom of Saudi Arabia.

for Ernst & Young Professional Services


Abdulrah A. Alshenaibir
Certified Public Accountant
License No. 583




Riyadh: 11 Thul-Qi'dah 1447H
(28 April 2026)

Astra Industrial Group Company and Its Subsidiaries
(A Saudi Joint Stock Company)

INTERIM CONDENSED CONSOLIDATED STATEMENT OF FINANCIAL POSITION
As at 31 March 2026

	Notes	31 March 2026 (Unaudited) SR	31 December 2025 (Audited) SR
ASSETS			
Non-current assets			
Property, plant and equipment	3	927,042,676	905,365,812
Goodwill	4	31,367,299	32,133,829
Intangible assets	4	56,590,409	54,677,232
Investment at amortized cost	14	255,272,262	641,115,028
Investment at fair value through other comprehensive income	14	1,121,954,531	750,660,000
Deferred tax assets		10,569,301	12,747,033
Investment in an unconsolidated subsidiary	18	39,941,266	39,941,266
		<u>2,442,737,744</u>	<u>2,436,640,200</u>
Current assets			
Inventories		724,542,128	731,320,558
Trade and other receivables	5	1,154,283,002	1,010,025,593
Due from related parties	6.2	2,859,746	2,238,347
Prepayments and other current assets	7	88,079,526	87,102,513
Short term investment at amortized cost	14	109,492,784	102,771,978
Cash and cash equivalents	8	419,522,971	54,380,415
		<u>2,498,780,157</u>	<u>1,987,839,404</u>
Total assets		<u>4,941,517,901</u>	<u>4,424,479,604</u>
LIABILITIES AND EQUITY			
LIABILITIES			
Non-current liabilities			
Loans and lease liabilities	9	73,729,630	73,872,769
Employees' defined benefit liabilities		169,512,538	169,735,375
Deferred tax liability		5,526,961	5,496,480
		<u>248,769,129</u>	<u>249,104,624</u>
Current liabilities			
Loans and lease liabilities	9	450,049,550	158,997,967
Trade payables		310,191,633	273,121,674
Due to related parties	6.3	40,741,151	41,111,263
Accrued expenses and other current liabilities	10	642,167,897	639,266,924
Zakat and income tax payable	11	115,652,975	101,394,943
		<u>1,558,803,206</u>	<u>1,213,892,771</u>
Total liabilities		<u>1,807,572,335</u>	<u>1,462,997,395</u>
EQUITY			
Share capital		800,000,000	800,000,000
Proposed dividend	17	280,000,000	-
Retained earnings		2,065,154,102	2,168,522,282
Foreign currency translation reserve		(6,897,262)	(6,531,600)
Fair value reserve of financial assets at FVOCI		(3,750,469)	-
Equity attributable to shareholders of the Parent Company		<u>3,134,506,371</u>	<u>2,961,990,682</u>
Non-controlling interests		(560,805)	(508,473)
Total equity		<u>3,133,945,566</u>	<u>2,961,482,209</u>
Total liabilities and equity		<u>4,941,517,901</u>	<u>4,424,479,604</u>


Vice President Finance


President / Chief Executive
Officer


Authorized Board of Directors
Member

The attached notes 1 to 20 form an integral part of these interim condensed consolidated financial statements.


Astra Industrial Group Company and Its Subsidiaries
(A Saudi Joint Stock Company)


INTERIM CONDENSED CONSOLIDATED STATEMENT OF PROFIT OR LOSS
(UNAUDITED)

For the three-month period ended 31 March 2026

	Notes	For the three-month period ended 31 March	
		2026 SR	2025 SR
Revenue	12	790,909,047	833,728,170
Cost of revenue		(405,649,712)	(461,130,167)
Gross profit		385,259,335	372,598,003
Selling and distribution expenses		(112,598,116)	(113,604,823)
General and administrative expenses		(64,196,307)	(58,572,890)
Provision for impairment of financial assets	5.2	(7,924,088)	(3,043,321)
Research expenses		(8,455,109)	(8,075,854)
Income from operations		192,085,715	189,301,115
Finance costs		(8,479,933)	(14,696,269)
Other income, net		6,559,410	14,338,620
Income before zakat and income tax		190,165,192	188,943,466
Zakat and income tax expense		(17,088,372)	(16,903,605)
Net income for the period		173,076,820	172,039,861
Attributable to:			
Shareholders of the Parent company		173,138,809	171,871,096
Non-controlling interests		(61,989)	168,765
		173,076,820	172,039,861
Earnings per share (EPS)			
Basic and diluted, profit for the period attributable to shareholders of the Parent Company	16	2.16	2.15


Vice President Finance


President / Chief Executive Officer


Authorized Board of Directors Member


The attached notes 1 to 20 form an integral part of these interim condensed consolidated financial statements.


Astra Industrial Group Company and Its Subsidiaries
(A Saudi Joint Stock Company)


INTERIM CONDENSED CONSOLIDATED STATEMENT OF COMPREHENSIVE
INCOME (UNAUDITED)

For the three-month period ended 31 March 2026

	<i>For the three-month period ended 31 March</i>	
	2026 SR	2025 SR
Net income for the period	173,076,820	172,039,861
Other comprehensive (loss) / gain		
<i>Item that may be reclassified to profit or loss in subsequent periods:</i>		
Exchange (loss) / gain on translation of foreign operations	(356,005)	2,715,926
Revaluation loss on investment at fair value through other comprehensive income	(3,750,469)	-
<i>Item that will not to be reclassified to profit or loss in subsequent periods:</i>		
Re-measurement gain on employees' defined benefit liabilities	3,493,011	2,133,139
Other comprehensive gain for the period	(613,463)	4,849,065
Total comprehensive income for the period	172,463,357	176,888,926
Attributable to:		
Shareholders of the Parent Company	172,515,689	176,723,126
Non-controlling interests	(52,332)	165,800
	172,463,357	176,888,926


Vice President Finance


President / Chief Executive Officer


Authorized Board of Directors Member

The attached notes 1 to 20 form an integral part of these interim condensed consolidated financial statements.


Astra Industrial Group Company and Its Subsidiaries
(A Saudi Joint Stock Company)

INTERIM CONDENSED CONSOLIDATED STATEMENT OF CHANGES IN EQUITY (UNAUDITED)
For the three-month period ended 31 March 2026

	Notes	Share capital SR	Proposed dividend SR	Retained earnings SR	Foreign currency translation reserve SR	Fair value reserve of financial assets at FVOCI SR	Total SR	Non-controlling interests SR	Total equity SR
1 January 2026		800,000,000	-	2,168,522,282	(6,531,600)	-	2,961,990,682	(508,473)	2,961,482,209
Net income for the period		-	-	173,138,809	-	-	173,138,809	(61,989)	173,076,820
Other comprehensive income / (loss) for the period		-	-	3,493,011	(365,662)	(3,750,469)	(623,120)	9,657	(613,463)
Total comprehensive income for the period		-	-	176,631,820	(365,662)	(3,750,469)	172,515,689	(52,332)	172,463,357
Dividends	17	-	280,000,000	(280,000,000)	-	-	-	-	-
31 March 2026		800,000,000	280,000,000	2,065,154,102	(6,897,262)	(3,750,469)	3,134,506,371	(560,805)	3,133,945,566
1 January 2025		800,000,000	-	1,745,007,965	(21,201,887)	-	2,523,806,078	7,162,629	2,530,968,707
Net income for the period		-	-	171,871,096	-	-	171,871,096	168,765	172,039,861
Other comprehensive (loss) / income for the period		-	-	2,133,139	2,718,891	-	4,852,030	(2,965)	4,849,065
Total comprehensive income for the period		-	-	174,004,235	2,718,891	-	176,723,126	165,800	176,888,926
Dividends		-	240,000,000	(240,000,000)	-	-	-	-	-
31 March 2025		800,000,000	240,000,000	1,679,012,200	(18,482,996)	-	2,700,529,204	7,328,429	2,707,857,633


Vice President Finance


President / Chief Executive Officer


Authorized Board of Directors Member

The attached notes 1 to 20 form an integral part of these interim condensed consolidated financial statements.

Astra Industrial Group Company and Its Subsidiaries
(A Saudi Joint Stock Company)

INTERIM CONDENSED CONSOLIDATED STATEMENT OF CASH FLOWS
(UNAUDITED)

For the three-month period ended 31 March 2026


	Notes	For the three-month period ended 31 March	
		2026 SR	2025 SR
CASH FLOWS FROM OPERATING ACTIVITIES			
Income before zakat and income tax		190,165,192	188,943,466
Adjustments for non-cash items			
Depreciation and amortization	12	20,885,196	19,385,200
Gain on sale of property, plant and equipment		(173,913)	(285,151)
Finance costs		8,479,933	14,696,269
Finance income on investment at amortised cost	14(a)	(3,579,109)	(6,434,705)
Provision for impairment of trade and other receivables	5.2	7,924,088	3,043,321
Provision for near expiry, obsolete and slow-moving inventories		7,423,061	4,014,136
Employee defined benefit cost		6,594,162	5,900,514
Changes in operating assets and liabilities:			
Inventories		(281,802)	497,604
Trade receivables		(151,510,110)	(162,797,036)
Due from related parties		(621,399)	(697,050)
Prepayments and other assets		(977,013)	7,942,785
Trade payables		37,069,959	81,908,809
Accrued expenses and other current liabilities		2,900,971	46,880,890
Due to related parties		(370,112)	(16,681,710)
End of service benefits paid		(3,323,988)	(5,454,209)
Zakat and income tax paid		(717,268)	(1,691,998)
Net cash generated from operating activities		119,887,848	179,171,135
CASH FLOWS FROM INVESTING ACTIVITIES			
Additions to property, plant and equipment		(36,122,675)	(15,954,569)
Additions to intangible assets		(2,227,593)	(1,369,208)
Proceeds from disposal of investment at amortized cost		389,421,875	
Purchase of investment at fair value through other comprehensive income		(375,045,000)	-
Proceeds from disposals of property, plant and equipment		246,232	902,069
Net cash used in investing activities		(23,727,161)	(16,421,708)
CASH FLOWS FROM FINANCING ACTIVITIES			
Net movement in short-term loans		291,247,128	131,144,656
Repayment of long-term loans		(3,649,287)	(37,888,046)
Purchase of short term investments at amortized cost		(6,720,806)	(215,456,777)
Payment of principal portion of lease liabilities		(4,349,387)	(844,564)
Finance costs paid		(7,912,009)	(14,252,057)
Net cash generated from (used in) financing activities		268,615,639	(137,296,788)
Net increase in cash and cash equivalents		364,776,326	25,452,639
Cash and cash equivalents at the beginning of the period		54,380,415	178,046,106
Net foreign exchange gain		366,230	578,133
Cash and cash equivalents at the end of the period	8	419,522,971	204,076,878
Significant non-cash transactions			
Proposed dividend	17	280,000,000	240,000,000
Inventory write-off		151,654	2,096,455



Vice President Finance



President / Chief Executive Officer



Authorized Board of Directors Member

The attached notes 1 to 20 form an integral part of these interim condensed consolidated financial statements.

Astra Industrial Group Company and Its Subsidiaries (A Saudi Joint Stock Company)

NOTES TO THE UNAUDITED INTERIM CONDENSED CONSOLIDATED FINANCIAL STATEMENTS

At 31 March 2026

(All amounts are in Saudi Riyals unless otherwise stated)

1 ORGANIZATION AND ACTIVITIES

Astra Industrial Group Company (the “Company” / “Parent Company” / “AIG”) is a Saudi Joint Stock Company operating under unified identification number 7001513824 and commercial registration number 1010069607 issued in Riyadh on 9 Muharram 1409H (corresponding to August 22, 1988). The address of the Group’s head office is Astra Industrial Group, P.O. Box 1560, Riyadh 11441, Kingdom of Saudi Arabia.

The principal activities of the Group are as follows:

- * Building, managing, operating and investing in industrial plants;
- * Production, marketing and distribution of medicine and pharmaceutical products;
- * Production of polymer compounds, plastic additives, color concentrates and other plastic products;
- * Production of compounded fertilizers and agriculture pesticides and wholesale and retail trading of fertilizers, fungicides and insecticides;
- * Metal based construction of buildings, building frames and production of steel products;

The subsidiaries included in these interim condensed consolidated financial statements are same as disclosed in the consolidated financial statements for the year ended 31 December 2025.

Geopolitical Developments

The Group continues to monitor the regional geopolitical developments and their potential impact on the region. While the situation remains evolving, the Group maintains a robust operational framework to manage associated risks. These developments have not had a material impact on Group's financial statements for the period ended 31 March 2026; however, given the evolving nature of the conflict, the potential long-term impact on the Group’s business will continue to be assessed on future reporting dates.

2 MATERIAL ACCOUNTING POLICIES

2.1 Basis of preparation

These interim condensed consolidated financial statements have been prepared in accordance with IAS 34 ‘Interim Financial Reporting’ (“IAS 34”), as endorsed in the Kingdom of Saudi Arabia and other standards and pronouncements that are issued by the Saudi Organization for Chartered and Professional Accountants (“SOCPA”). The Group has prepared the interim condensed financial statements on the basis that it will continue to operate as a going concern.

The interim condensed consolidated financial statements do not include all the information and disclosures required in the annual consolidated financial statements in accordance with IFRS Accounting Standards and other standards and pronouncements that are endorsed by the SOCPA. Therefore, these interim condensed consolidated financial statements should be read in conjunction with the Group’s annual consolidated financial statements for the year ended 31 December 2025.

The interim condensed consolidated financial statements comprise the financial statements of the Company and its subsidiaries (“Group”).

2.2 Material accounting policies

The material accounting policies and methods used in the preparation of these interim condensed consolidated financial statements are consistent with those used in the preparation of the annual audited financial statements for the year ended 31 December 2025 and corresponding interim reporting period, except for the new accounting policies introduced as adoption of the following amendments to IFRS which became applicable for annual reporting periods commencing on or after 1 January 2026.

2.3 New and amended standards adopted by the Group

The accounting policies adopted in the preparation of the interim condensed consolidated financial statements are consistent with those followed in the preparation of the Group’s annual consolidated financial statements for the year ended 31 December 2025, except for the adoption of new standards effective as of 1 January 2026. The Group has not early adopted any standard, interpretation or amendment that has been issued but is not yet effective.

Astra Industrial Group Company and Its Subsidiaries
(A Saudi Joint Stock Company)

NOTES TO THE UNAUDITED INTERIM CONDENSED CONSOLIDATED FINANCIAL STATEMENTS (Continued)

At 31 March 2026

(All amounts are in Saudi Riyals unless otherwise stated)

2 MATERIAL ACCOUNTING POLICIES (continued)

2.3 New and amended standards adopted by the Group (continued)

The following standards and interpretations apply for the first time to financial reporting periods commencing on or after 1 January 2026:

- * Classification and Measurement of Financial Instruments – Amendments to IFRS 9 and IFRS 7
- * Annual Improvements to IFRS accounting Standards – Volume 11

The amendments had no impact on the Group's interim condensed financial statements.

2.4 Significant accounting estimates and judgements

The preparation of the Group's condensed consolidated interim financial statements requires management to make estimates and assumptions that affect the reported amounts of revenues, expenses, assets and liabilities, and the accompanying disclosures, and the disclosure of contingent liabilities. Uncertainty about these assumptions and estimates could result in outcomes that require a material adjustment to the carrying amount of asset or liability affected in future periods. The Group based its assumptions and estimates on parameters available when the condensed consolidated interim financial statements were prepared. Existing circumstances and assumptions about future developments, however, may change due to market changes or circumstances arising beyond the control of the Group. Such changes are reflected in the assumptions when they occur.

As at 31 March 2026, management believes that all sources of estimation uncertainty remain similar to those disclosed in the Group's annual consolidated financial statements for the year ended 31 December 2025. The current geopolitical situation has not materially impacted the significant accounting judgements, estimates and assumptions as at and for the period ended 31 March 2026 and management will continue to monitor the situation and any changes required will be reflected in future reporting periods.

3 PROPERTY, PLANT AND EQUIPMENT

	<i>31 March 2026</i> <i>(Unaudited)</i>	<i>31 December 2025</i> <i>(Audited)</i>
Opening balance	905,365,812	818,402,051
Additions	45,229,913	172,601,222
Depreciation charge for the period / year	(19,560,352)	(77,443,363)
Impact of hyperinflation on accumulated depreciation	1,551,156	(4,018,177)
Disposals	(2,087,490)	(4,666,937)
Exchange differences	(3,456,363)	491,016
Closing - net book value	927,042,676	905,365,812

- * Net book value as at 31 March 2026 includes SR 52.4 million (31 December 2025: SR 47.6 million) on account of right of use.

4 INTANGIBLE ASSETS

	<i>31 March</i> <i>2026</i> <i>(Unaudited)</i>	<i>31 December</i> <i>2025</i> <i>(Audited)</i>
Goodwill *	31,367,299	32,133,829
Software and licenses	39,992,978	36,994,086
Customer's relationship	16,597,431	17,683,146
Intangible assets (excluding goodwill)	56,590,409	54,677,232
	87,957,708	86,811,061

Astra Industrial Group Company and Its Subsidiaries
(A Saudi Joint Stock Company)

NOTES TO THE UNAUDITED INTERIM CONDENSED CONSOLIDATED FINANCIAL STATEMENTS (Continued)

At 31 March 2026

(All amounts are in Saudi Riyals unless otherwise stated)

4 INTANGIBLE ASSETS (continued)

* During March 2022, AstraChem, a wholly owned subsidiary, signed a purchase agreement to acquire 100% shares of Agrostulln GmbH located in Stulln, Bavaria in Federal Republic of Germany, goodwill arose as a result of this transaction. Goodwill is tested annually for impairment.

5 TRADE AND OTHER RECEIVABLES

	<i>31 March 2026 (Unaudited)</i>	<i>31 December 2025 (Audited)</i>
Not yet past due	983,557,369	883,898,727
Past due	287,417,133	235,665,665
	<u>1,270,974,502</u>	<u>1,119,564,392</u>
Provision for impairment	(116,691,500)	(109,538,799)
	<u>1,154,283,002</u>	<u>1,010,025,593</u>
Provision to trade receivables coverage ratio	<u>9%</u>	<u>10%</u>
Provision to past due trade receivables coverage ratio	<u>37%</u>	<u>41%</u>

5.1 As at 31 March 2026, trade receivables include retention receivables of SR 70.09 million (31 December 2025: SR 67.16 million) and contract assets (unbilled receivables) of SR 49.9 million (31 December 2025: SR 88.5 million).

5.2 Movement in the provision for impairment of trade receivables was as follows:

	<i>31 March 2026 (Unaudited)</i>	<i>31 December 2025 (Audited)</i>
Opening balance	109,538,799	107,882,496
Provision for the period / year	7,924,088	21,943,772
Write - offs during the period / year	(100,000)	(20,190,891)
Exchange differences	(671,387)	(96,578)
Closing balance	<u>116,691,500</u>	<u>109,538,799</u>

5.3 Expected credit loss analysis for trade receivables was as follows:

31 March 2026 (Unaudited)

Buckets	<i>Gross Receivables</i>	<i>Provision</i>	<i>Net Receivables</i>
Current (not yet past due)	983,557,369	(11,501,743)	972,055,626
<u>Past due</u>			
1 to 180 days	153,654,325	(8,975,310)	144,679,015
181 to 360 days	44,053,468	(8,655,533)	35,397,935
	<u>197,707,793</u>	<u>(17,630,843)</u>	<u>180,076,950</u>
361 to 540 days	27,353,280	(26,431,131)	922,149
541 to 720 days	10,222,481	(10,066,746)	155,735
	<u>37,575,761</u>	<u>(36,497,877)</u>	<u>1,077,884</u>
721 to 900 days	7,839,069	(7,143,508)	695,561
901 to 1080 days	6,758,723	(6,381,742)	376,981
	<u>14,597,792</u>	<u>(13,525,250)</u>	<u>1,072,542</u>
More than 1080 days	37,535,787	(37,535,787)	-
Past due	287,417,133	(105,189,757)	182,227,376
	<u>1,270,974,502</u>	<u>(116,691,500)</u>	<u>1,154,283,002</u>

Astra Industrial Group Company and Its Subsidiaries
(A Saudi Joint Stock Company)

NOTES TO THE UNAUDITED INTERIM CONDENSED CONSOLIDATED FINANCIAL STATEMENTS (Continued)

At 31 March 2026

(All amounts are in Saudi Riyals unless otherwise stated)

5 TRADE AND OTHER RECEIVABLES (continued)

31 December 2025 (Audited)

Buckets	<i>Gross Receivables</i>	<i>Provision</i>	<i>Net Receivables</i>
Current (not yet past due)	883,898,727	(14,825,380)	869,073,347
<u>Past due</u>			
1 to 180 days	111,037,284	(8,055,305)	102,981,979
181 to 360 days	41,054,314	(6,955,784)	34,098,530
	152,091,598	(15,011,089)	137,080,509
361 to 540 days	17,544,581	(15,276,270)	2,268,311
541 to 720 days	14,726,459	(14,307,713)	418,746
	32,271,040	(29,583,983)	2,687,057
721 to 900 days	8,924,242	(8,169,658)	754,584
901 to 1080 days	5,825,269	(5,395,173)	430,096
	14,749,511	(13,564,831)	1,184,680
More than 1080 days	36,553,516	(36,553,516)	-
Past due	235,665,665	(94,713,419)	140,952,246
	1,119,564,392	(109,538,799)	1,010,025,593

6 SIGNIFICANT RELATED PARTY TRANSACTIONS AND BALANCES

6.1 Significant transactions with related parties in the ordinary course of business included in the interim condensed consolidated financial statements are summarized below:

<i>Name of related party</i>	<i>Relationship</i>	<i>Nature of transaction</i>	<i>For the period ended 31 March 2026 (Unaudited)</i>	<i>For the period ended 31 March 2025 (Unaudited)</i>
Prince Fahd Bin Sultan Hospital	Entity under common control	Sales	1,399,513	1,058,586
Astra Farms Company - Saudi Arabia	Entity under common control	Sales	95,702	116,586
Astra Construction Company Ltd. (formerly Arab Supply and Trading Company (ASTRA) – construction branch)	Entity under common control	Sales	18,968	352,475
Nour Internet for Communications and Information Technology Company	Affiliate	Purchases and expenses	84,914	265,807
Arabia Insurance Cooperative Company	Affiliate	Purchases and expenses	67,792	-
Astra Food Company – Commercial Branch	Entity under common control	Purchases and expenses	493,914	628,544

Astra Industrial Group Company and Its Subsidiaries
(A Saudi Joint Stock Company)

NOTES TO THE UNAUDITED INTERIM CONDENSED CONSOLIDATED FINANCIAL STATEMENTS (Continued)

At 31 March 2026

(All amounts are in Saudi Riyals unless otherwise stated)

6 SIGNIFICANT RELATED PARTY TRANSACTIONS AND BALANCES (continued)

6.2 Due from related parties comprises of the following:

	<i>31 March 2026 (Unaudited)</i>	<i>31 December 2025 (Audited)</i>
<i>Current assets - unsecured (recoverable in cash):</i>		
Prince Fahd Bin Sultan Hospital (entity under common control)	2,395,310	1,909,685
Astra Farms Company (entity under common control)	462,650	328,662
Astra Construction Company Ltd (entity under common control)	1,786	-
	2,859,746	2,238,347

Due from related parties are unsecured and recoverable in cash.

6.3 Due to related parties comprises of the following:

	<i>31 March 2026 (Unaudited)</i>	<i>31 December 2025 (Audited)</i>
<i>Current liabilities – unsecured (payable in cash):</i>		
Tanmiya Company for Steel Manufacturing (unconsolidated subsidiary)	40,279,229	40,279,229
Nour Internet for Communications and Information Technology Company (affiliate)	361,830	361,830
Other	100,092	470,204
	40,741,151	41,111,263

Due to related parties are unsecured and payable in cash.

6.4 Key management personnel compensation

Key management personnel compensation for the three-month period ended 31 March 2026 amounted to SR 8.9 million (31 March 2025: SR 9.2 million).

7 PREPAYMENTS AND OTHER CURRENT ASSETS

	<i>31 March 2026 (Unaudited)</i>	<i>31 December 2025 (Audited)</i>
<i>Financial assets</i>		
Refundable deposits	3,474,171	2,355,876
Restricted bank balances	29,342	29,365
	3,503,513	2,385,241
<i>Non-financial assets</i>		
Advances to suppliers	26,429,945	27,589,923
Prepaid expenses	28,654,119	27,952,801
Value-added tax and other prepaid taxes	21,512,633	19,605,088
Advances to employees	4,916,321	5,379,386
Other	3,062,995	4,190,074
	84,576,013	84,717,272
	88,079,526	87,102,513

Astra Industrial Group Company and Its Subsidiaries
(A Saudi Joint Stock Company)

NOTES TO THE UNAUDITED INTERIM CONDENSED CONSOLIDATED FINANCIAL STATEMENTS (Continued)

At 31 March 2026

(All amounts are in Saudi Riyals unless otherwise stated)

8 CASH AND CASH EQUIVALENTS

	<i>31 March 2026 (Unaudited)</i>	<i>31 December 2025 (Audited)</i>
Bank balances	62,320,315	46,575,737
Time deposit*	355,344,685	6,534,693
Cash in hand	1,857,971	1,269,985
	419,522,971	54,380,415

* This represents deposits of Murabaha investment with a maturity of three months or less. ECL allowance has been computed and the impact is not material.

9 LOANS AND LEASE LIABILITIES

<u><i>31 March 2026 (Unaudited)</i></u>	<i>Current</i>	<i>Non-current</i>	<i>Total</i>
Short-term loans:			
Murabaha	309,000,000	-	309,000,000
Conventional	124,027,314	-	124,027,314
	433,027,314	-	433,027,314
Long-term loans – Murabaha	10,350,835	22,793,149	33,143,984
Long-term loans – Conventional	-	3,632,335	3,632,335
	10,350,835	26,425,484	36,776,319
	443,378,149	26,425,484	469,803,633
Lease liabilities	6,671,401	47,304,146	53,975,547
	450,049,550	73,729,630	523,779,180
<u><i>31 December 2025 (Audited)</i></u>	<i>Current</i>	<i>Non-current</i>	<i>Total</i>
Short-term loans			
Murabaha	-	-	-
Conventional	141,780,186	-	141,780,186
	141,780,186	-	141,780,186
Long-term loans – Murabaha	10,625,695	25,753,518	36,379,213
Long-term loans – Conventional	-	4,046,393	4,046,393
	10,625,695	29,799,911	40,425,606
	152,405,881	29,799,911	182,205,792
Lease liabilities	6,592,086	44,072,858	50,664,944
	158,997,967	73,872,769	232,870,736

9.1 The details of Group's borrowing in different currencies were as follows:

	<i>31 March 2026 (Unaudited)</i>	<i>31 December 2025 (Audited)</i>
Saudi Riyals and United States Dollar	309,000,000	-
Algerian Dinar	93,108,183	104,532,596
Euro	33,143,989	41,790,722
Other	34,551,461	35,882,474
	469,803,633	182,205,792

9.2 The major borrowings of Group are short term murabahas which are priced based on SAIBOR plus with an agreed fixed rate. The monthly average of three months SAIBOR during the period was 4.7% (31 December 2025: 5.4%). As at 31 March 2026, the SAIBOR was 4.7% (31 December 2025: 5.6%).

Astra Industrial Group Company and Its Subsidiaries
(A Saudi Joint Stock Company)

NOTES TO THE UNAUDITED INTERIM CONDENSED CONSOLIDATED FINANCIAL STATEMENTS (Continued)

At 31 March 2026

(All amounts are in Saudi Riyals unless otherwise stated)

9 LOANS AND LEASE LIABILITIES (continued)

9.3 Short-term loans

The Group has bank facilities in the form of Murabaha, short-term tawarruq and other international conventional credit facilities to meet its working capital requirements. As at 31 March 2026, facilities amounting to SR 2.4 billion were undrawn (31 December 2025: SR 2.67 billion). The facilities bear special commission at prevailing market rates which are mostly based on SAIBOR and denominated in Saudi Riyals. These facilities are secured by corporate guarantees from AIG.

9.4 Long-term loans

The Group also has long-term loan facilities with banks to finance its capital assets. As at 31 March 2026, an amount of SR 64.3 million was undrawn (31 December 2025: SR 64.3 million). These facilities are secured by corporate guarantees from AIG and bear special commission charges at agreed fixed rates. The facilities are denominated in foreign currencies (mainly Euro and Algerian Dinar) and repayable within five years through monthly and quarterly equal installments from the date these facilities were availed.

10 ACCRUED EXPENSES AND OTHER CURRENT LIABILITIES

	<i>31 March 2026 (Unaudited)</i>	<i>31 December 2025 (Audited)</i>
Financial liabilities		
Accrued expenses	162,248,393	151,972,841
Sales commission and promotional expenses	154,596,516	137,199,391
Other	25,887,393	23,805,741
	342,732,302	312,977,973
Non-financial liabilities		
Employees' benefits	152,386,952	167,293,405
Contract liabilities	79,860,219	91,734,398
Contract liabilities - expected sales returns	67,188,424	67,261,148
	299,435,595	326,288,951
	642,167,897	639,266,924

11 ZAKAT AND INCOME TAX

The Company and its wholly-owned subsidiaries have submitted their consolidated zakat returns up to 31 December 2024 and have received the corresponding zakat certificates. Assessments with the Zakat, Tax, and Custom Authority (ZATCA) have been finalized for all periods up to 31 December 2018. During August 2024, ZATCA has issued assessments for the years ended 31 December 2019 and 2020, with an additional zakat liability of SR 25.7 million. The Company has accepted and paid partial amount of SR 10 million in 2025 and contested for the remaining amount of SR 15.7 million. Initial appeal was filed to ZATCA in October 2024. The appeal got rejected by ZATCA in January 2025. The Company has filed a second level appeal to General Secretariat of the Tax Committees (GSTC) in January 2025. The matter is now pending with GSTC.

Further, during 2025, ZATCA issued assessments for the years ended 31 December 2021 and 2022, with an additional zakat liability of SR 26.4 million. The Company has accepted and paid the partial amount of SR 13.9 million in 2025 and has contested for the remaining amount of SR 12.5 million. The appeal got rejected by ZATCA in September 2025. The Company has filed a second level appeal to General Secretariat of the Tax Committees (GSTC) in October 2025. The matter is now pending with GSTC.

Based on the Group's assessment, it is not anticipated that any material liabilities, other than currently recognized, will be incurred as a result of outstanding assessments.

Astra Industrial Group Company and Its Subsidiaries
(A Saudi Joint Stock Company)

NOTES TO THE UNAUDITED INTERIM CONDENSED CONSOLIDATED FINANCIAL STATEMENTS (Continued)

At 31 March 2026

(All amounts are in Saudi Riyals unless otherwise stated)

12 SEGMENT REPORTING

	<i>Pharmaceuti- Cals</i>	<i>Specialty chemical</i>	<i>Steel industries</i>	<i>Other</i>	<i>Total</i>
<u>For the three month ended 31 March 2026 (Unaudited)</u>					
Revenue from sale of goods	440,074,517	230,210,632	82,023,560	-	752,308,709
Revenue from rendering of services	507,164	18,581,578	19,511,596	-	38,600,338
Total revenue	440,581,681	248,792,210	101,535,156	-	790,909,047
Gross profit	276,306,397	82,992,330	25,960,608	-	385,259,335
Depreciation and amortization	(13,272,365)	(5,023,909)	(2,411,080)	(177,842)	(20,885,196)
Finance costs	(3,411,948)	(4,217,136)	(794,615)	(56,234)	(8,479,933)
Income before zakat and income tax	144,035,375	38,010,716	13,811,952	(5,692,851)	190,165,192
	<i>Pharmaceuti- Cals</i>	<i>Specialty chemical</i>	<i>Steel industries</i>	<i>Other</i>	<i>Total</i>
<u>For the three months ended 31 March 2025 (Unaudited)</u>					
Revenue from sale of goods	425,874,500	222,889,897	115,736,632	-	764,501,029
Revenue from rendering of services	5,578,136	48,712,177	14,936,828	-	69,227,141
Total revenue	431,452,636	271,602,074	130,673,460	-	833,728,170
Gross profit	269,355,082	83,126,147	20,116,774	-	372,598,003
Depreciation and amortization	(12,385,514)	(4,745,196)	(2,254,490)	-	(19,385,200)
Finance costs	(5,416,602)	(7,578,814)	(1,446,436)	(254,417)	(14,696,269)
Income before zakat and income tax	137,499,543	31,344,761	12,838,238	7,260,924	188,943,466

Astra Industrial Group Company and Its Subsidiaries
(A Saudi Joint Stock Company)

NOTES TO THE INTERIM CONDENSED CONSOLIDATED FINANCIAL STATEMENTS (UNAUDITED) (Continued)

At 31 March 2026

(All amounts are in Saudi Riyals unless otherwise stated)

12 SEGMENT REPORTING (continued)

	<i>Pharmaceuti- cals</i>	<i>Specialty chemical</i>	<i>Steel industry</i>	<i>Other</i>	<i>Total</i>
<u>As at 31 March 2026 (Unaudited)</u>					
Property, plant and equipment other than ROU assets	430,057,927	177,662,916	75,102,164	191,825,760	874,648,767
Right-of-use assets	22,833,405	28,763,640	796,864	-	52,393,909
	452,891,332	206,426,556	75,899,028	191,825,760	927,042,676
Trade receivables and other receivables	620,175,895	382,585,805	268,212,802	-	1,270,974,502
Provision for impairment of trade receivables	(23,460,865)	(55,884,407)	(37,346,228)	-	(116,691,500)
Trade receivables and other receivables – net	596,715,030	326,701,398	230,866,574	-	1,154,283,002
Total assets	1,570,143,612	898,272,645	391,658,360	2,081,443,284	4,941,517,901
Total liabilities	891,234,633	541,515,561	238,691,470	136,130,671	1,807,572,335

	<i>Pharmaceuti- cals</i>	<i>Specialty chemical</i>	<i>Steel industry</i>	<i>Other</i>	<i>Total</i>
<u>As at 31 December 2025 (Audited)</u>					
Property, plant and equipment other than ROU assets	412,767,015	176,355,235	76,292,117	192,335,879	857,750,246
Right of use assets	20,449,188	26,313,137	853,241	-	47,615,566
	433,216,203	202,668,372	77,145,358	192,335,879	905,365,812
Trade receivables and other receivables	508,196,495	366,135,274	245,232,623	-	1,119,564,392
Provision for impairment of trade receivables	(20,629,417)	(55,949,542)	(32,959,840)	-	(109,538,799)
Trade receivables and other receivables - net	487,567,078	310,185,732	212,272,783	-	1,010,025,593
Total assets	1,391,632,769	914,270,495	379,188,851	1,739,387,489	4,424,479,604
Total liabilities	694,731,062	388,043,259	252,207,109	128,015,965	1,462,997,395

Selected financial information summarized by geographic location is as follows:

	<i>KSA</i>	<i>Republic of Iraq</i>	<i>Africa</i>	<i>Turkey</i>	<i>Sudan</i>	<i>Other Locations</i>	<i>Total</i>
<u>Revenue (three months)</u>							
31 March 2026 (Unaudited)	597,153,163	19,934,141	48,588,163	24,694,587	1,684,980	98,854,013	790,909,047
31 March 2025 (Unaudited)	623,173,454	16,797,285	70,252,760	27,488,413	62,219	95,954,039	833,728,170
<u>Non-current assets (as at)</u>							
31 March 2026 (Unaudited)*	782,538,473	-	57,766,632	42,489,596	58,525	132,147,158	1,015,000,384
31 December 2025 (Audited)*	759,019,722	-	58,858,004	40,826,865	75,454	133,396,828	992,176,873

Astra Industrial Group Company and Its Subsidiaries
(A Saudi Joint Stock Company)

NOTES TO THE INTERIM CONDENSED CONSOLIDATED FINANCIAL
STATEMENTS (UNAUDITED) (Continued)

At 31 March 2026

(All amounts are in Saudi Riyals unless otherwise stated)

12 SEGMENT REPORTING (continued)

The non-current assets included above do not include investment at amortized cost of SR 255.3 million (2025: SR 641.1 million), investment at fair value through other comprehensive income of SR 1,122 million (2025: 750.66 million), deferred tax asset of SR 10.6 million (2025: SR 12.7 million) and investment in an unconsolidated subsidiary of SR 39.9 million (2025: 39.9 million).

13 CONTINGENCIES AND COMMITMENTS

As at 31 March 2026, the Group had contingent liabilities arising in the normal course of business. The Group's bankers have issued letters of credit amounting to SR 93.6 million (31 December 2025: SR 88.9 million) and letters of guarantee amounting to SR 259.2 million (31 December 2025: SR 269.8 million).

The Group in the normal course of business has entered into arrangements with suppliers for the purchase of machines and equipment and other services. The capital commitments at 31 March 2026 amounted to SR 188.7 million (31 December 2025: SR 175.3 million)

14 FINANCIAL ASSETS AND FINANCIAL LIABILITIES

Set out below is an overview of financial assets held by the Group as at 31 March 2026 and 31 December 2025:

	<i>31 March 2026 (Unaudited)</i>	<i>31 December 2025 (Audited)</i>
Financial assets at amortised cost:		
Cash and cash equivalents	419,522,971	54,380,415
Investment at amortized cost (a)	255,272,262	641,115,028
Short term investment at amortized cost (b)	109,492,784	102,771,978
Trade and other receivables	1,154,283,002	1,010,025,593
Due from related parties	2,859,746	2,238,347
Other current assets (note 7)	3,503,513	2,385,241
	1,944,934,278	1,812,916,602
Financial assets at fair value through other comprehensive income:		
Investment at fair value through other comprehensive income (c)	1,121,954,531	750,660,000

- a- These represent quoted semi-annual government sukuks denoted in USD. These sukuks carry a fixed coupon rate of 5.25% and will be redeemed in 2030. These sukuks carry a credit rating of A+. The finance income recorded by the Group on these sukuks during the period amounts to SR 3,579,109 (31 March 2024: SR 6,434,705). The Group classified this investment at amortized cost as it passes solely payment of principal and interest (SPPI) based on the business model prepared by the Group.
- b- As at 31 March 2026 and 31 December 2025, the amount represents investment in term deposits with a maturity of more than three months from the date of the investment. The Group classified these investments at amortized cost as they pass solely payment of principal and interest (SPPI) based on the business model prepared by the Group.
- c- These include tier one sukuks, which are perpetual in nature. This investment was irrevocably designated at fair value through OCI. It falls under level 1 category for the purpose of fair value measurement hierarchy.

Astra Industrial Group Company and Its Subsidiaries
(A Saudi Joint Stock Company)

NOTES TO THE INTERIM CONDENSED CONSOLIDATED FINANCIAL
STATEMENTS (UNAUDITED) (Continued)

At 31 March 2026

(All amounts are in Saudi Riyals unless otherwise stated)

14 FINANCIAL ASSETS AND FINANCIAL LIABILITIES (continued)

Set out below is an overview of financial liabilities held by the Group as at 31 March 2026 and 31 December 2025:

	<i>31 March 2026 (Unaudited)</i>	<i>31 December 2025 (Audited)</i>
Financial liabilities at amortised cost:		
Trade payables	310,191,633	273,121,674
Accrued expenses and other current liabilities	342,732,302	312,977,973
Due to related parties	40,741,151	41,111,263
Non-current interest bearing loans and borrowings		
Loans and lease liabilities	73,729,630	73,872,769
Current interest bearing loans and borrowings		
Loans and lease liabilities	450,049,550	158,997,967
	1,217,444,266	860,081,646
Total current	767,394,716	701,083,679
Total non current	450,049,550	158,997,967

15 CAPITAL AND FINANCIAL RISK MANAGEMENT

15.1 The Group's capital and financial risk management strategies were not significantly changed since last year end. All financial assets and financial liabilities were classified and measured at amortized cost. The carrying values of these financial assets and financial liabilities are a reasonable approximation of their fair values.

15.2 Foreign currency translation reserve as of financial position date was as follows:

	<i>31 March 2026 (Unaudited)</i>	<i>31 December 2025 (Audited)</i>
Country of operations		
Sudan	(133,466)	(161,957)
Egypt	(19,825,281)	(19,330,982)
Other	13,061,485	12,961,339
	(6,897,262)	(6,531,600)

16 EARNINGS PER SHARE

The Group presents basic and diluted earnings per shares (EPS) for its ordinary shares. Basic EPS is calculated by dividing profit for the period attributable to the ordinary equity holders of the Group separately from each of the continuing and discontinued operations by the weighted average number of ordinary shares outstanding during the period. Diluted EPS is determined by adjusting the profit for the period attributable to ordinary equity holders of the Group and the weighted average number of ordinary shares outstanding during the period for the effects of all dilutive potential ordinary shares. Since the group has no such dilutive potential ordinary shares, the calculation and presentation of basic and diluted EPS of the Group will be the same.

Astra Industrial Group Company and Its Subsidiaries
(A Saudi Joint Stock Company)

NOTES TO THE INTERIM CONDENSED CONSOLIDATED FINANCIAL
STATEMENTS (UNAUDITED) (Continued)

At 31 March 2026

(All amounts are in Saudi Riyals unless otherwise stated)

16 EARNINGS PER SHARE (continued)

The following table reflects the profit and weighted average number of ordinary shares used in the computations:

	<i>For the three-month period ended 31 March</i>	
	<i>2026</i>	<i>2025</i>
Profit attributable to the ordinary equity holders of the Parent company used in calculating basic and diluted earnings per share:	173,138,809	171,871,096
Weighted average number of ordinary shares outstanding during the period	80,000,000	80,000,000
Basic and diluted earnings per share		
Total basic and diluted earnings per share attributable to the ordinary equity holders of the Group	2.16	2.15

17 PROPOSED DIVIDEND

During the period ended 31 March 2026, the Board of Directors of the Company recommended dividend of SR 280 million at SR 3.5 per share for distribution from the retained earnings. The dividend is subject to the approval of the Company's Annual General Assembly.

During March 2025, the Board of Directors of the Company recommended dividend of SR 240 million at SR 3 per share for distribution from the retained earnings. The Group's Annual General Assembly in its meeting held on 20 April 2025 approved the cash dividend of the proposed amount.

18 INVESTMENT IN AN UNCONSOLIDATED SUBSIDIARY

During the year ended 31 December 2025, the Shareholders of Al-Tanmiya Company for Steel Manufacturing (the "Subsidiary" or "Tanmiya") have decided to liquidate the subsidiary and official liquidator was also appointed and therefore the Group has lost the control. Accordingly the Group has derecognised the related assets, liabilities and non-controlling interest. The Group established that it has significant influence over Tanmiya and the share in results of Tanmiya were accounted on equity method. During the current period ended 31 March 2026, there was no activity in the subsidiary.

19 EVENTS SUBSEQUENT TO THE REPORTING DATE

In the opinion of management, there are no events which have occurred subsequent to the reporting date and before the issuance of these financial statements which requires adjustment to, or disclosure, in these financial statements.

20 BOARD OF DIRECTORS' APPROVAL

These condensed consolidated interim financial statements were approved by the Board of Directors on 10 Thul-Qi'dah 1447H (corresponding to 27 April 2026).