

Jadwa SAR Murabaha Fund

Monthly Fund Fact Sheet - January 2020

جدوى للاستثمار
Jadwa Investment



Investment Objective

To generate market returns from short-term Murabaha based trade transactions

Inception Date: 30-Jun-07

Base Currency: SAR

Benchmark:

One month SIBID net of all fees and expenses

Unit Price: SAR 118.2672

Net Asset Value: SAR 373.82 mn

Valuation Days: Each business day

Cut-off time: 10 a.m. business day

Management Fee: 15% of Profit

Subscription Fee: N/A

Min. Initial Subscription: SAR 50,000

Min. Add'l Sub/Red SAR 25,000

Identification Tickers

Bloomberg: JADSRYL

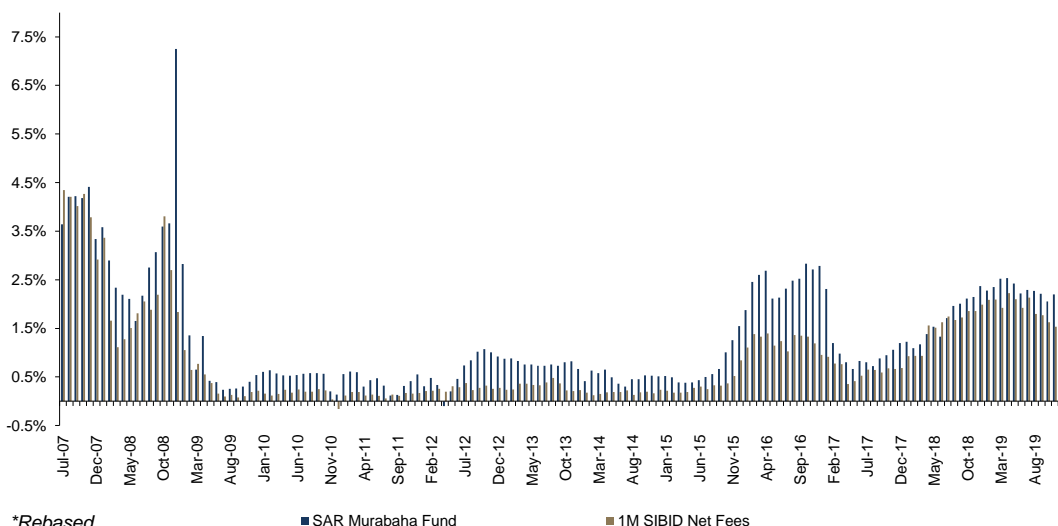
Lipper: LP65044210

Contact info:

(9661) 1 279-1111
Sky Towers, King Fahd Rd
PO BOX 60677
Riyadh 11555
Kingdom of Saudi Arabia
www.jadwa.com

Disclaimer: Jadwa Investment or its directors, staff, or affiliates makes no warranty, representation or undertaking whether expressed or implied, nor does it assume any legal liability, whether direct or indirect, or responsibility for the accuracy, completeness, or usefulness of any information that is contained in this material. It is not the intention of this material to be used or deemed as an advice, option or for any action that may take place in future. Unless otherwise stated, all information contained in this material shall not be reproduced, in whole or in part, without the specific written permission of Jadwa Investment. The content of this document is for information purposes only. Jadwa Investment does not hold itself out as providing legal, financial or other advice via this document. Investments in Jadwa's products are governed by their Terms and Conditions. Some products are exposed to foreign currencies and changes in currency exchange rates may have an adverse effect on the value and price. The product's value is subject to fluctuations and the investor may not receive the full amount that is originally invested. The information provided in this document may be changed at any time without prior notice. Past performance is not indicative of future returns. Jadwa Investment is authorized and regulated by the Capital Market Authority of Saudi Arabia.

Performance Since Inception

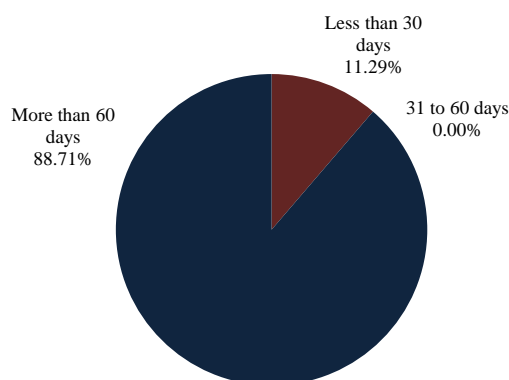


Cumulative Performance vs Benchmark

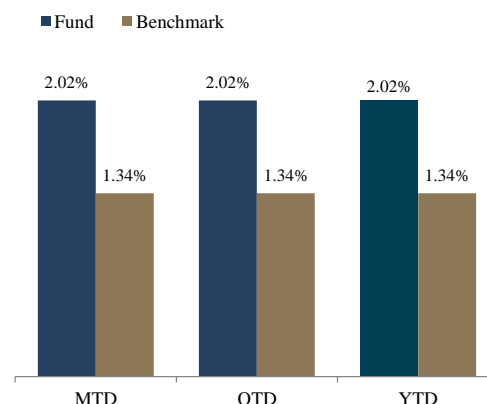
	Fund	Benchmark	Variance
Since Inception	1.34%	0.89%	0.45%
1-Year	2.27%	1.82%	0.45%
3-Year	1.66%	1.36%	0.30%
5-Year	1.65%	1.14%	0.51%

*Annualized Returns

Maturity Distribution



Current Year Returns



Monthly Returns - TTM

	Jan-19	Feb-19	Mar-19	Apr-19	May-19	Jun-19	Jul-19	Aug-19	Sep-19	Oct-19	Nov-19	Dec-19	Jan-20
Fund	2.28%	2.35%	2.52%	2.53%	2.42%	2.22%	2.29%	2.27%	2.21%	2.05%	2.20%	2.20%	2.02%
Benchmark	2.09%	2.09%	1.92%	2.23%	2.10%	1.92%	2.13%	1.80%	1.77%	1.63%	1.54%	1.44%	1.34%

*Annualized Returns