

KUWAIT : 18/3/2026

الكويت في: 2026/3/18

To: Boursa Kuwait Company

السادة / شركة بورصة الكويت المحترمين،،
تحية طيبة وبعد ،،،

**Subject: Integrated Holding Co (KSCP)
Analyst / investors Conference for
Four quarter 2025**

**الموضوع : إنعقاد مؤتمر المحللين / المستثمرين
للمربع الرابع من عام 2025 للشركة المتكاملة
القابضة (ش م ك ع)**

With reference to the above subject, and pursuant to the requirements of Boursa Kuwait Rules as per Resolution No.(1) /2018 kindly note that the quarterly Analyst/Investors Conference (Q4/2025) was held through a Live Webcast on Wednesday : 18/3/2026 at 2:00 pm local time, and there is no material information has been circulated during the Conference.

بالإشارة الى الموضوع أعلاه ، وعملاً بقواعد
البورصة الصادرة بموجب القرار رقم (1) لسنة
2018 نحيطكم علماً بأن مؤتمر المحللين /
المستثمرين للمربع الرابع من عام 2025 قد انعقد في
يوم الأربعاء الموافق 2026/3/18 في تمام الساعة
الثانية ظهراً وفق التوقيت المحلي عن طريق البث
المباشر علي الانترنت (webcast) ولم يتم تداول
أي معلومات جوهرية خلال المؤتمر.

Please refer to the attachment for the Presentation of Analyst / investors (Q4/2025).

مرفق طيه العرض التقديمي لمؤتمر المحللين /
المستثمرين للمربع الرابع لعام 2025.

Yours sincerely,



الشركة المتكاملة القابضة ش.م.ك.ع.
Integrated Holding Co. K.S.C.P

وتفضلوا بقبول وافر الاحترام ،،،

**Mahmoud Ahmed Abdelhamid
Group Legal Dept.Manager**

**محمود أحمد عبد الحميد
مدير الإدارة القانونية للمجموعة**



المتكاملة
integrated

Integrated Holding Co. KSCP

Analyst Conference

Q4 & FY 2025 Results

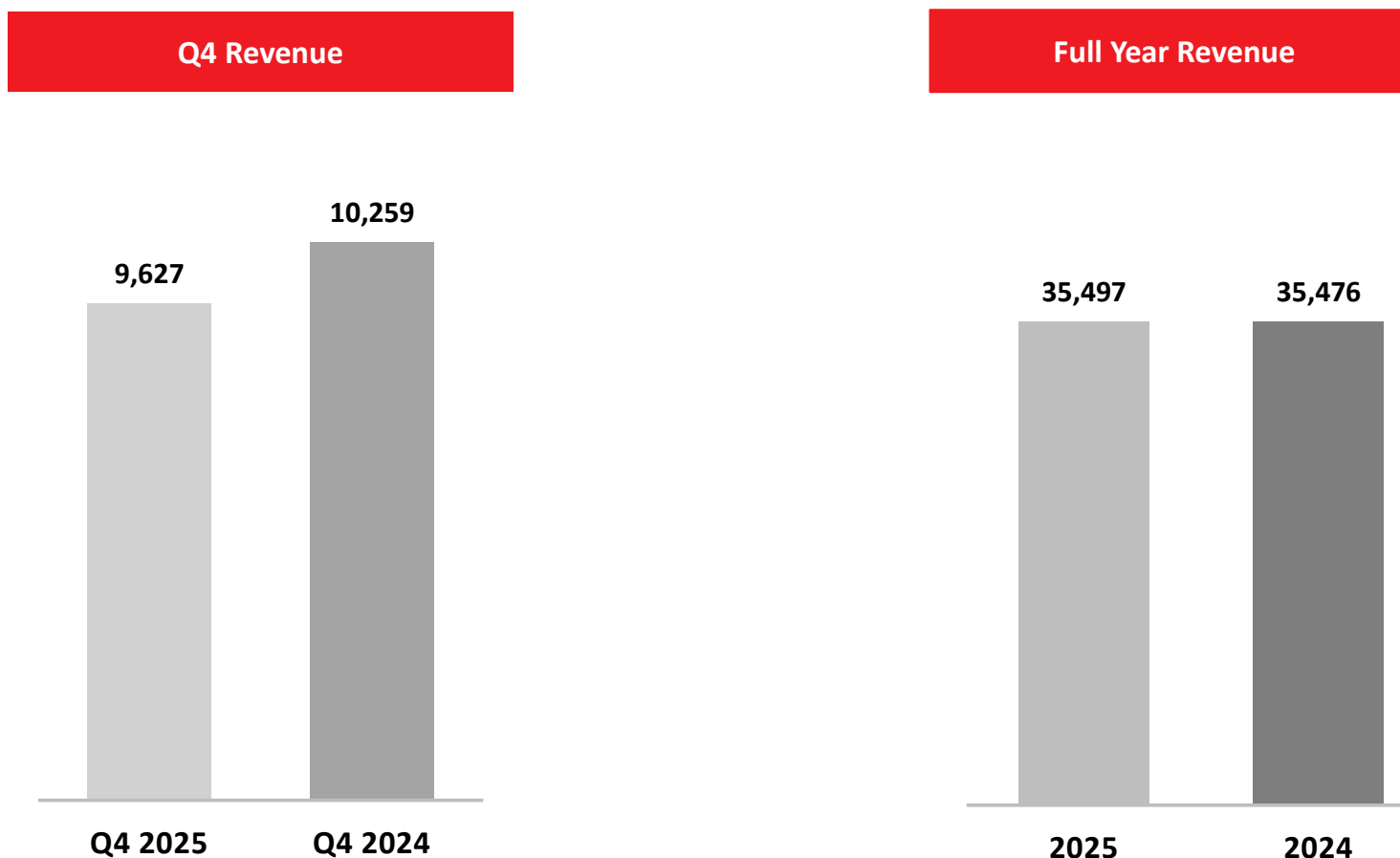
	Page
▪ Overview	4
▪ Financial Highlights	6-10
▪ Company Highlights	12-13
▪ Q&A	

IHC Overview

- The performance of the Company for the year 2025 is lower than the target. While the performance for first half of the year 2025 was satisfactory, second half of 2025 shown sharp decline in revenue and profitability mainly due to the slackness in demand for the equipment from the main contractors since it is linked to the contract execution delays and lower revenue from shutdown maintenance in Q4 2025.
- The utilization rate of the equipment is at satisfactory level above 61%, however revenue rates are not increasing due to a threat posed by competitors supply of cheaper non-European equipment.
- Region wise demand for the equipment services shows slow down in Qatar and it is steady in KSA with the scope of improvement in 2026. The demand for equipment services in Kuwait is improving but slowly.
- The total capital expenditure for the year 2025 was KD 8 million distributed across the regions, providing opportunity to replace ageing machinery, acquire new equipment to counter competition and to match the market requirements.
- Directors recommended a cash dividend of 25 fills per share for the year 2025.

Financial Highlights

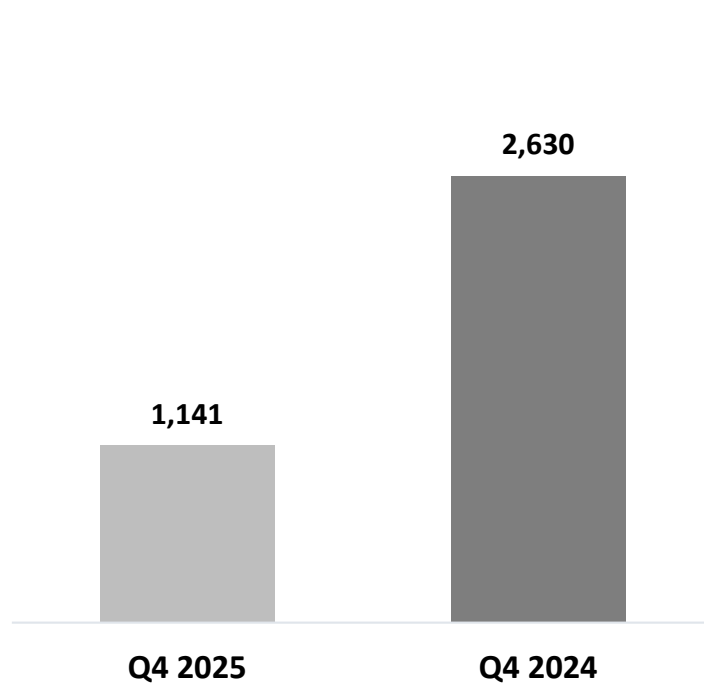
- Revenues for 2025 is almost equal to the revenue of 2024, while comparative revenue growth figure in 2024 vs 2023 was 13%. Revenue for Q4 25 is lower by 6% compared to Q4 24, due to the decline in the revenue in Qatar and KSA.



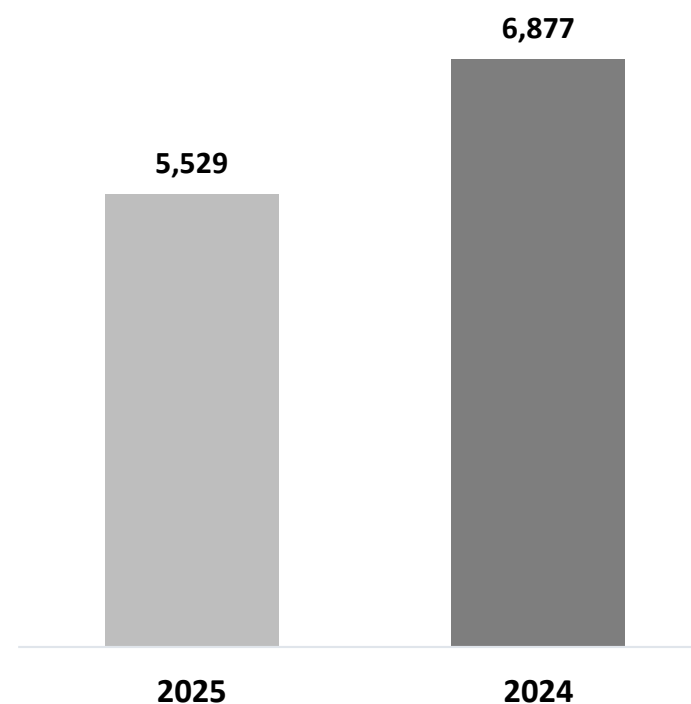
Note: Figures in KWD thousands

- Net profit for the year 2025 is KD 5.5 million lower by 20% compared to KD 4.1 million net profit for the year 2024. Net Profit of the previous year includes exceptional income up to KD 1.2 million from reversal of the provisions and foreign exchange gain.
- Q4 25 Net profit Ke 1.14 million is declined by 56% compared to Q4 2024 Net Profit of KD2.63 million

Q4 Net Profit



Full Year Net Profit

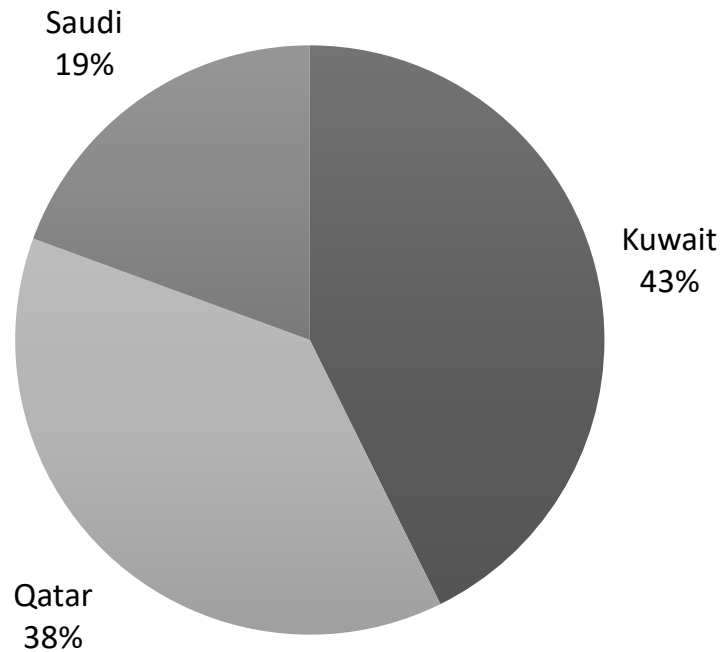


Note: Figures in KWD thousands

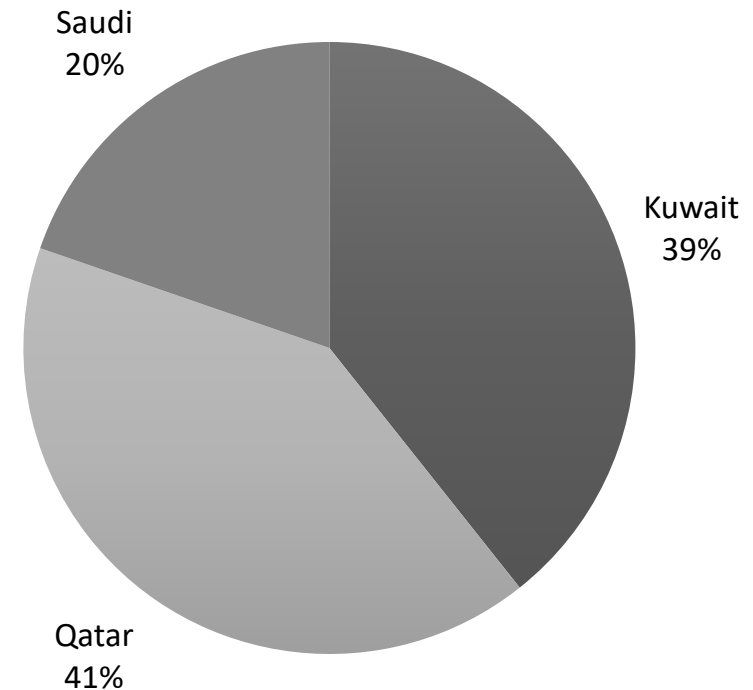
Revenue by Geography

- The share in the total revenue of the Kuwait region improved to 39% of the total revenue during 2025 as compared to the 38% for the year 2024. Revenue share from Qatar is 41% vs 42% in 2024 and the revenue share of KSA is 20% vs 16% in 2024
- During Q4 2025 due to the drop in revenue in Qatar and KSA and increase in revenue in Kuwait, its share improved to 43%

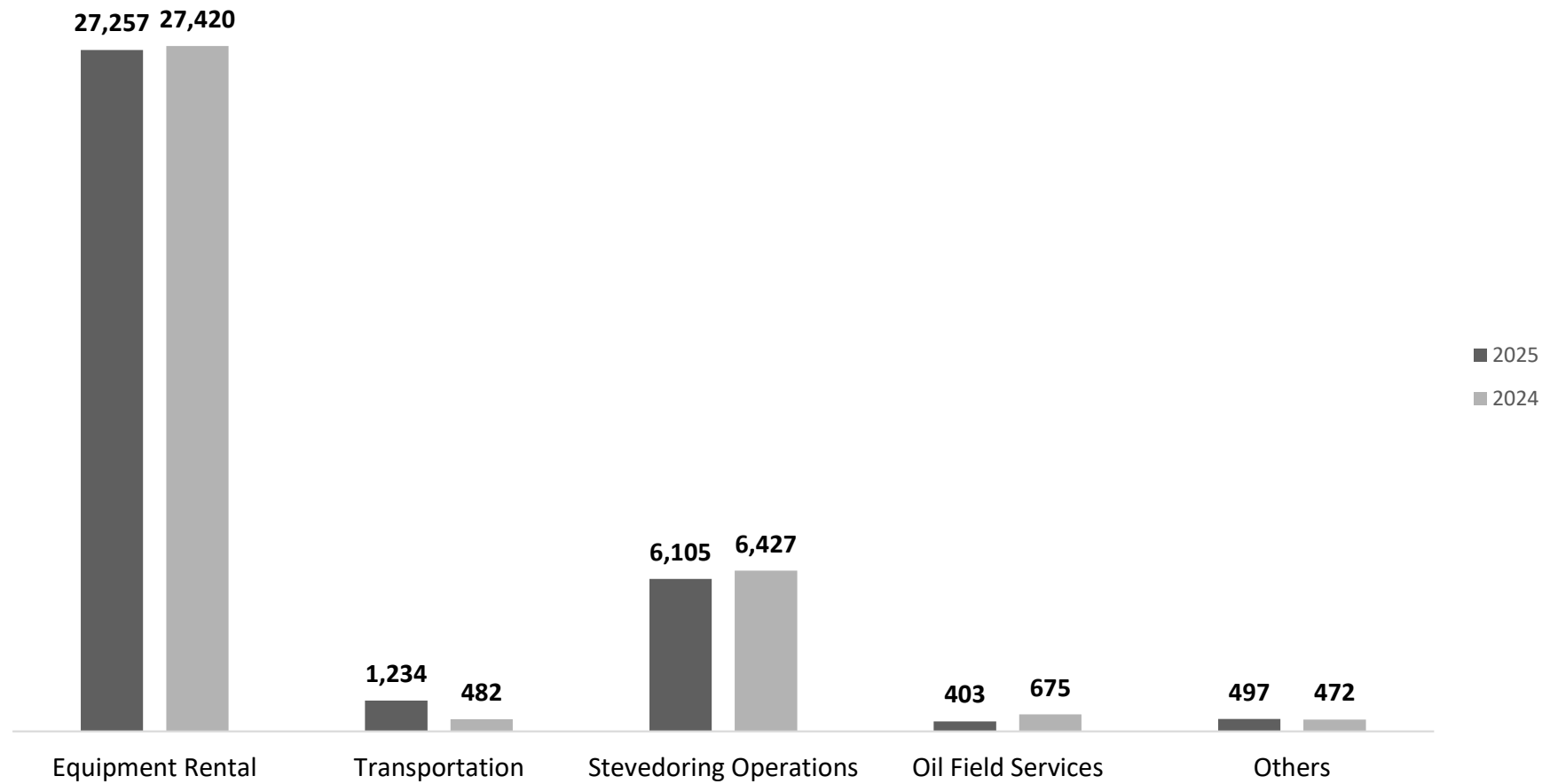
Q4 2025



Full Year 2025



Revenue Contribution by Operational Segment



Note: Figures in KWD thousands

Financial Position

	31 Dec 2025	31 Dec 2024	Change (%)
Current Assets	21,359	20,145	6%
Property & Equipment	88,514	91,991	(3.8)%
Right-of-use Assets	312	448	(30.4)%
Deferred Tax Asset	149	136	9.6%
Total Assets	110,334	112,721	(2.1)%
Borrowings	35,270	32,258	9.3%
Capex Creditors	3,658	3,421	6.9%
Trade & Other Liabilities	7,045	11,589	(39.2)%
Lease Liabilities	327	594	(45)%
Shareholders' Equity	64,034	64,859	(1.3)%
Total Equity & Liabilities	110,334	112,721	(2.1)%

Note: Figures in KWD Thousands

Statement of Income

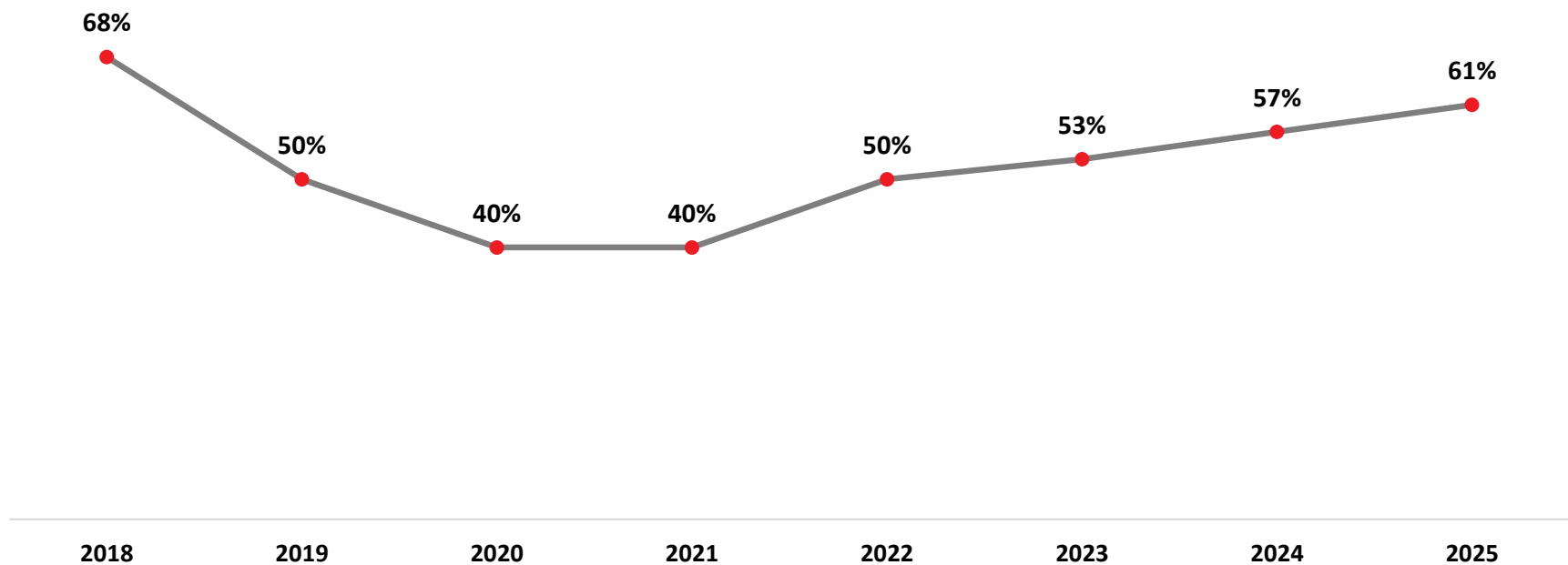
	Q4			Full Year		
	2025	2024	Change %	2025	2024	Change %
Revenue	9,627	10,282	(6.4)%	35,497	35,475	
EBITDA	4,755	6,790	(30)%	19,772	20,879	(5.3)%
Depreciation	(2,939)	(2,780)	5.7%	(11,554)	(10,819)	6.8%
Finance Costs	(551)	(532)	3.6%	(2,134)	(1,905)	12%
Net Profit	1,141	2,630	(56.6) %	5,529	6,877	(19.6)%
Earnings Per Share (fils)	4.51	10.40	(56.6)%	21.85	27.18	(19.6)%

Note: Figures in KWD Thousands

Company Highlights

- Cranes contributes 73% of the total revenue. The utilization of equipment has shown improvement and the utilization of the cranes during 2025 increased to 57% from 61%, the % increase is partially boosted by sale of 40 units of non-revenue generating old lower capacity cranes

Crane Utilization



- Total Capital Expenditure during the year 2025 was KD 8.2 million as against the target of KD 10 million, spread across 44% in Kuwait, 38% in Qatar and 18% in KSA. 82% of this capital expenditure was for the procurement of cranes.
- Budgeted capital expenditure for the year 2026 is approximately KD 4 million.

info@integrated-me.com