

Riyad SAR Diversified Trade Fund

December 31, 2022



The objective of the fund	The Fund seeks capital preservation and reasonable return within a low risk environment through investing mainly in money market instruments denominated in ,Saudi Riyal, short and medium term governmental bonds company bonds and Sukuk	
Fund start date	5/24/1999	
Unit Price upon offering	1,000.00	
Size of the fund	13,507,464,982	
Type of fund	Fixed Income	
Currency of the fund	SAR	
Level of risk	Low to Medium	
Benchmark	The cost of interbank financing in Saudi riyals for a period of three months	
Number of distributions	N/A	
Percentage of fees for the management of the invested funds	0.50%	Of the NAV
The investment advisor and fund sub-manager	N/A	
The number of days of the weighted average	31.58	

Definitions:

Standard Deviation	Most of the time the fund's monthly average return will fluctuate, at least, by this number
Sharpe Ratio	It determines the reward per unit of risk taken by the fund
Tracking Error	Measure of how closely a portfolio follows its benchmark
Beta	Risk relative to benchmark index
Alpha	Difference between the fund's actual returns and the expected returns given its risk
Information Ratio	The risk adjusted Excess return, shows manager's skill

Price information as at the end of the quarter (DEC/2022)

Unit Price	1,755.148889
Change in unit price (compared to the previous quarter)	0.82%
Total units of the fund	7,689,836.63
Total Net Assets	13,496,808,222.15
P/E ration	N/A

Fund information as at the end of quarter (DEC/2022)


Item	Value	%
Total Expense Ratio	1,029,013.95	0.007%
Borrowing percentage	0.00	0.000%
Dealing expenses	0.00	0.000%
Investment of the fund manager	492,824,523.28	3.650%
Distributed profits	0.00	0.000%
Details of the fund's ownership investments		
Full Ownership		100.00%
Usufruct right		0.00%

Disclaimer

Past performance is neither an indication nor a guarantee of future returns. The value of units and income from them can go up or down investors may receive less than what they have originally invested. Additionally, fees charged on funds and currency exchange rates , may have additional adverse effects. Investors should consider their individual and financial situation prior to entering into a specific product/fund and should seek advice from investment and legal professionals. Detailed and specific conformation related to the product is provided in the terms and conditions , applicable to the fund which should be read and understood prior to entering into it

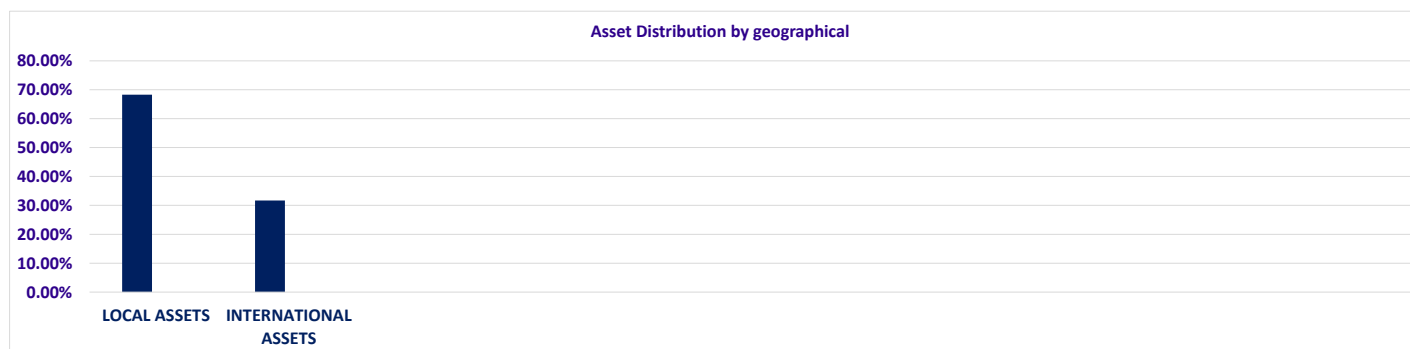
List of issuers which shares constitute the largest ten investments in the fund portfolio their percentages as it is in the end of 4TH Quarter 2022

	Company Name	Percentage of the fund AUM
1	N/A	
2		
3		
4		
5		
6		
7		
8		
9		
10		



Asset distribution by sector geographical

	Company Name	Percentage of the fund AUM
1	LOCAL ASSETS	75.95%
2	INTERNATIONAL ASSETS	24.05%

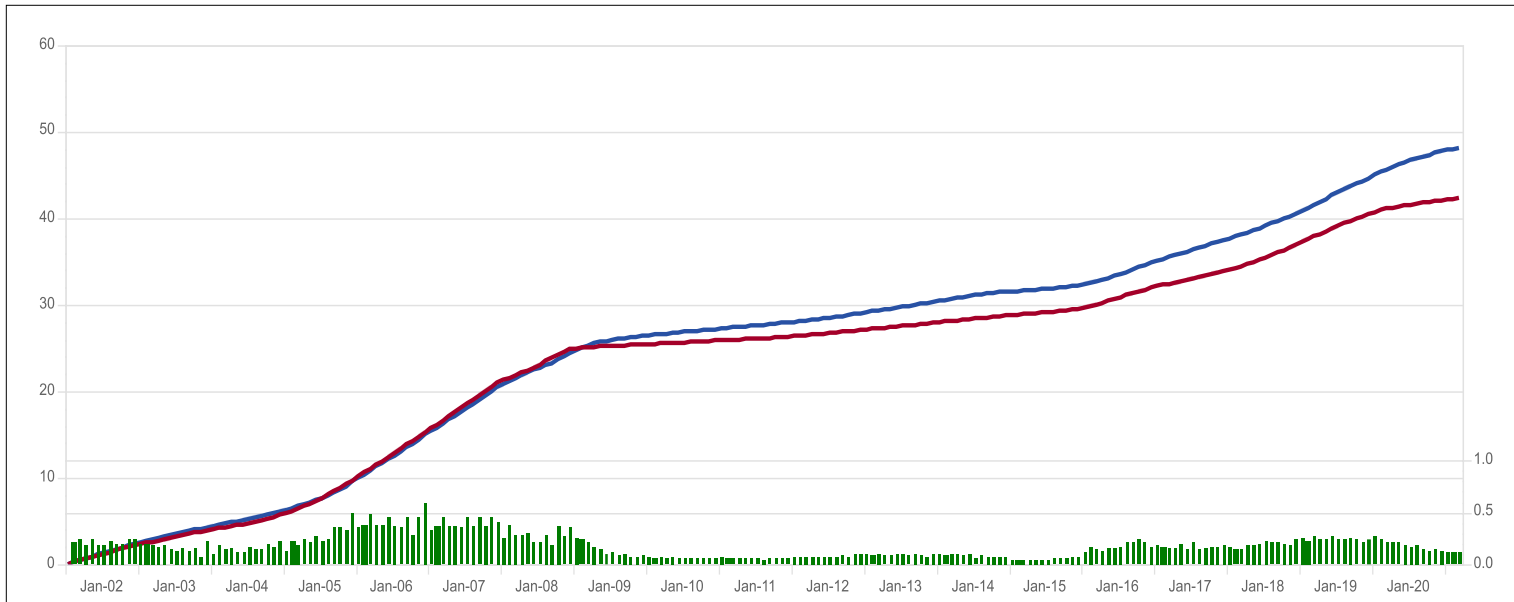


Return

Item	Return of 3 Months	Return YTD	Return of one year	Return Three years	Return Five years
Fund Performance	0.82%	2.30%	2.30%	5.79%	11.31%
Benchmark Performance	1.34%	3.33%	3.33%	5.38%	10.57%
Performance difference	-0.52%	-1.03%	-1.03%	0.41%	0.74%

Performance & Risk

Performance & Risk standards	3 Months	YTD	One year	Three years	Five years
Standard Deviation	0.01	0.20	0.20	0.20	0.19
Sharpe Ratio	-10.02	3.95	3.95	6.08	4.75
Tracking Error	0.01	0.21	0.21	0.27	0.22
Beta	-0.44	0.48	0.48	0.39	0.46
Alpha	0.47	0.69	0.69	1.21	1.24
Information Ratio	-39.64	-4.62	4.62-	0.48	0.62



Contact Details

Riyad Capital Head Office
 Garnada Business Park 2414 Al-Shohda Dist.
 Unit No 69 ,Riyadh 13241 -7279 Saudi Arabia
 Tel: 920012299 Email address: ask@riyadcapital.com
<http://www.riyadcapital.com/en/>

Riyad Capital is a Saudi Closed Joint Stock Company with Paid up capital of SR 500 million, licensed by the Saudi Arabian Capital Market Authority NO.07070-37. Commercial Registration No: 1010239234. Head Office: Granada Business Park 2414 Al-Shohda Dist. – Unit No 69, Riyadh 13241 - 7279 Saudi Arabia.