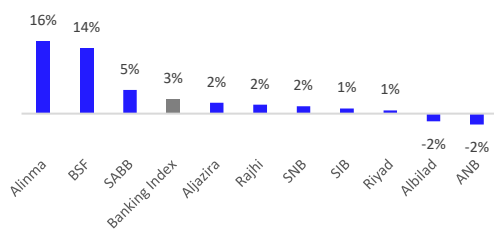
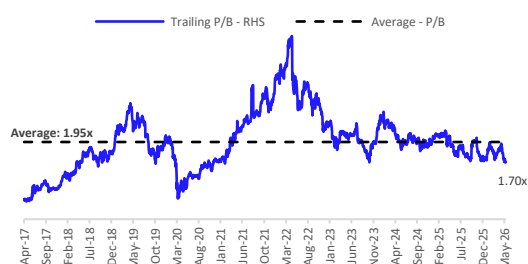


YTD (2026) performance of listed Banks



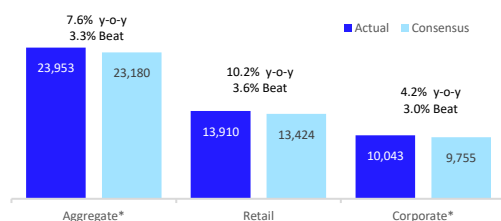
Source: Tadawul, Al Rajhi Capital. Data is as of 17th May 2026

Trailing P/B



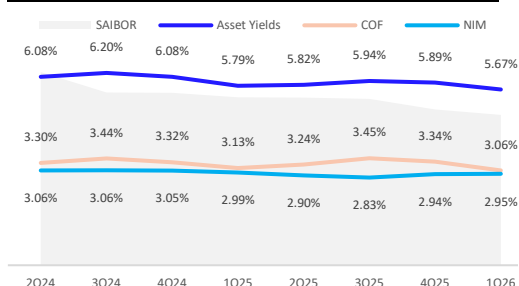
Source: Bloomberg, Al Rajhi Capital. Data is as of 17th May 2026.

Earnings beat/miss for 1Q26



Source: Company Data, Argaam consensus, Al Rajhi Capital. Note: Retail banks: Al Rajhi, SNB and Albilad, rest are corporate.

NIM Trend



Source: Company Data, Al Rajhi Capital. Source: Company Data, Al Rajhi Capital. Note: NIMs considered here are our calculation and might differ from company reported. NIM Calculation: NSCI/ Average IEA (Due from Banks + Net Loans + Investments)

Improved liquidity conditions support 1Q26 results

- 1Q26 net profit up 8% y-o-y (3% beat), led by retail banks (10% y-o-y)
- Growth was supported by funded income and lower provisions
- Non-funded income declined 3% y-o-y
- Deposits (+9% y-o-y) outpace loan +8% y-o-y for the first time in 2 years
- Most banks maintained their 2026 guidance

1Q26 earnings: In 1Q26, the sector's net profits grew by 8% y-o-y, 3% above consensus, led by retail banks. Al Rajhi, SNB, and Albilad (Retail banks) posted a beat of ~4%, while corporate banks reported a 3% beat. In addition to funded income (+8% y-o-y), lower provisions (-38% y-o-y) played a major role in driving the bottomline growth. Non-funded income (-3% y-o-y) was impacted by adverse regulatory moves related to fees & commission as well as weaker operating conditions for non-banking businesses. The key highlight of Q1 was the notable ease in liquidity pressure, with deposits (+9% y-o-y, +4% q-o-q) outpacing credit growth (+8% y-o-y, +2% q-o-q) for the first time in two years. A combination of strong deposit inflows from the government and relatively subdued credit demand (loan growth: only 2% q-o-q) push the LDR lower. Consequently, NIMs remained steady q-o-q, supported by lesser competition over pricing. Most of the banks reiterated their guidance, except Al Rajhi Bank, that revised its NIM guidance upwards.

Key highlights from the earnings calls:

NIMs/Liquidity:

- Sector NIMs remained steady q-o-q, supported by reduced pricing competition, a narrower SAIBOR-Term SOFR spread, and an improving CASA mix.
- Liquidity conditions improved supported by government deposits

Loan:

- Loan growth guidance broadly unchanged supported by healthy SME and corporate demand alongside easing funding costs
- Asset quality remains intact, COR guidance of 30–50bps unchanged

Deposit: CASA ratio stabilized or improved led by stronger retail inflows and govt. deposits (seen from SAMA data), while some banks tapped time deposits to support liquidity.

Asset quality: Resilient was supported by stable NPL trends, strong recoveries, and healthy coverage ratios. While some banks benefited from provision reversals and recoveries, banks continue to monitor geopolitical and macro-related risks closely.

Fee related: To offset the weakness, banks are focusing on higher cross selling, prudent price actions, and diversification of non-funded income streams.

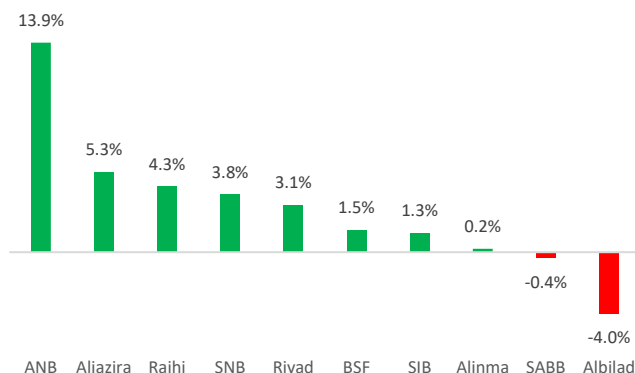
Capital: remain healthy across most of the banks, with CET1 and Tier 1 ratios above regulatory requirements. However, it will be interesting to observe how banks navigate the new requirements from May 2026 and maintain these capital ratios.

Key headwinds: Uncertainty over rate cuts and geopolitical risks.

Saudi Banks Earnings Review

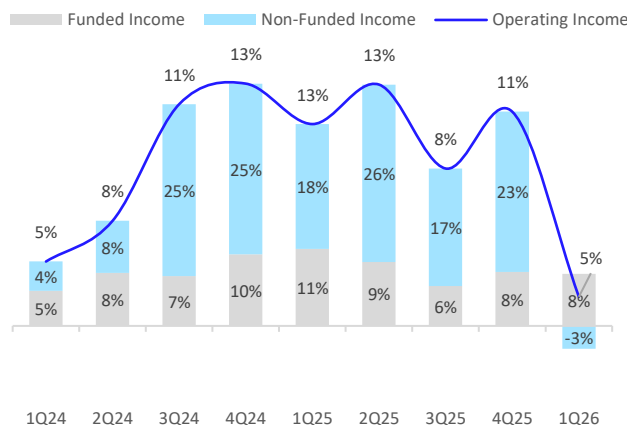
Saudi Arabia
17 May 2026

Figure 1 Earnings beat/miss for 1Q26



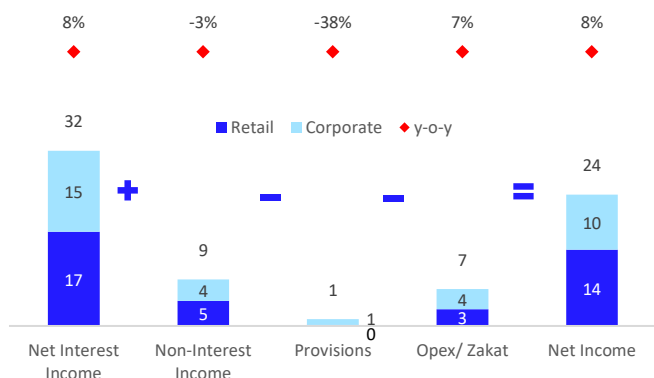
Source: Company Data, Al Rajhi Capital. Note: Beat/Miss is against Argam consensus

Figure 2 Operating Income growth breakdown by funded/non funded income (y-o-y)



Source: Company Data, Al Rajhi Capital. Note: Funded Income also known as Net Interest Income. Non-Funded Income also known as Fee & other Income/ Non-interest income

Figure 3 Saudi Banks Income statement (1Q26)



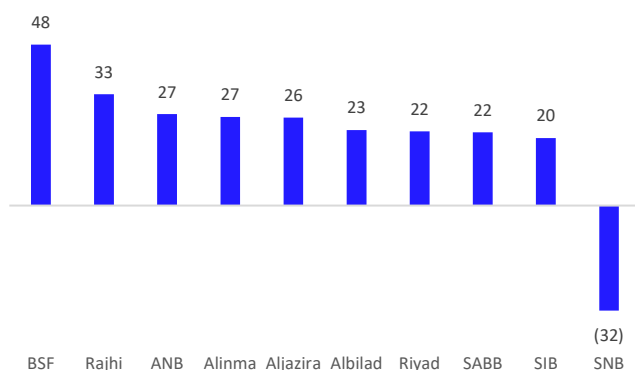
Source: Company Data, Al Rajhi Capital. Retail Banks considered are Al Rajhi, SNB, and Albilad and rest are corporate.

Figure 4 Saudi Banks Loan and deposit growth for 1Q26 (y-o-y)

Banks	Loan Growth	Deposit Growth	LDR	SAMA LDR
Rajhi	4.3%	3.3%	111.0%	82.6%
SNB	4.0%	6.2%	110.4%	80.1%
Riyad	11.2%	15.9%	106.9%	79.5%
Alinma	13.8%	9.5%	99.5%	80.1%
Aljazira	13.6%	13.1%	92.2%	75.5%
Albilad	15.5%	13.1%	92.5%	81.1%
BSF	6.2%	4.6%	111.2%	76.6%
ANB	10.9%	6.3%	95.5%	82.0%
SIB	11.0%	20.9%	94.0%	76.7%
SABB	10.1%	14.1%	92.6%	79.0%
Aggregate	7.7%	8.7%	104.2%	
Retail	4.9%	6.0%	100.6%	
Corporate	10.8%	11.7%	108.2%	

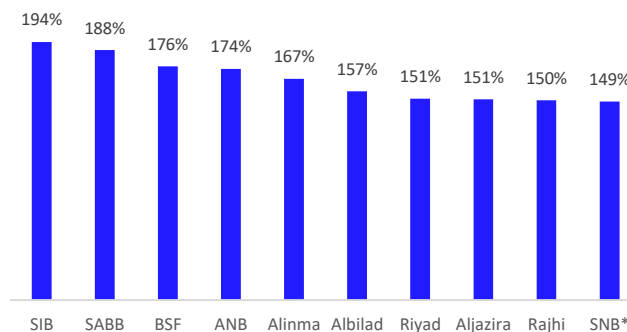
Source: Company Data, Al Rajhi Capital. Retail Banks considered are Al Rajhi, SNB, and Albilad and rest are corporate.

Figure 5 Saudi Banks' Cost of Risk (1Q26)



Source: Company Data, Al Rajhi Capital. Note: COR is our calculation, this might differ from company data

Figure 6 Saudi Banks' NPL Coverage ratio (1Q26)



Source: Company Data, Al Rajhi Capital. Note: SNB number is our calculation owing to absence of data in presentation or ER, this might differ from company data

Figure 7 **FY26 guidance**

	Loan	NIM/ NSCI	Cost of Risk	Cost to Income	ROE/ ROTE	Tier 1/ CAR
Rajhi	Low to Mid-single digit	+30bps to +40bps	30 - 40	<23.0%	>23.5%	>21%
SNB*	High single-digit	Mid-single digit	15 -25	<25.0%	16% - 17%	19% - 20%
Riyad*	High single-digit	High single-digit	30 - 40	<30.0%	>16%	>15%
Alinma	Low teens	-5bps to -10bps	35 - 45	<30.5%	>19%	~19%
Aljazira	High single-digit	-1bps to +4bps	35 - 40	<52%	>7.75%	>17%
BSF	High single-digit	~3.0%	45 - 55	<33.0%	12% - 13%	>15%
ANB	Mid-high single-digit	>3.0%	40 - 50	<33.0%	>12%	>19%
SAIB	Mid to high single-digit	-1bps to -16bps	25 - 35	<40.5%	>12.75%	>18%
SABB	>10%	-6bps to -16bps	25 - 35	<29.5%	14% - 15%	>14%

Source: Company Data, Al Rajhi Capital, Note: SNB and Riyad have guided NSCI growth. Green indicates upward revision while rest indicates unchanged.

Key Financials

Figure 8 **Al Rajhi**

SAR mn	1Q26	1Q25	4Q25	y-o-y	q-o-q
Net Interest Income	8,405	7,097	8,150	18%	3%
Non-Interest Income	2,124	2,103	2,260	1%	-6%
Operating Profit	10,528	9,200	10,409	14%	1%
Provisions	631	525	626	20%	1%
Profit Before Tax	7,440	6,587	7,104	13%	5%
Net Income	6,752	5,906	6,375	14%	6%
Net Loan	753,730	722,785	752,760	4%	0%
Investment	174,304	178,973	175,462	-3%	-1%
Deposits	678,734	657,179	667,288	3%	2%
Assets	1,051,268	1,020,631	1,043,268	3%	1%
Equity*	120,763	105,033	114,854	15%	5%

Guidance:	FY26 Guidance	1Q26 Actuals	Revision
Loan growth	Low to mid-single digit	+0.1% ytd	Unchanged
NIM	+25bps to +35bps	+38bps (3.54%)	+30bps to +40bps
Cost to Income Ratio	<23.0%	23.3%	Unchanged
Cost of Risk (bps)	30 – 40	33	Unchanged
Tier 1 Capital Ratio	>20.0%	21.6%	>21.0%
Return on equity	>23.5%	22.9%	Unchanged

Source: Company Data, Al Rajhi Capital. *Ex. Non-controlling Interests & Tier-1 Capital

Figure 9 **SNB**

SAR mn	1Q26	1Q25	4Q25	y-o-y	q-o-q
Net Interest Income	7,496	7,251	7,506	3%	0%
Non-Interest Income	2,154	2,361	2,421	-9%	-11%
Operating Profit	9,650	9,612	9,927	0%	-3%
Provisions	(578)	31	942	NM	NM
Profit Before Tax	7,289	6,719	7,036	8%	4%
Net Income	6,423	6,022	6,385	7%	1%
Net Loan	732,658	706,430	729,311	4%	0%
Investment	323,201	310,274	320,004	4%	1%
Deposits	665,462	626,394	636,094	6%	5%
Assets	1,228,496	1,171,079	1,210,032	5%	2%
Equity*	190,964	172,292	185,626	11%	3%

Guidance:	FY26 Guidance	1Q26 Actuals	Revision
Loan growth	High single digit	+0.5% ytd	Unchanged
NSCI growth	Mid-single digit	+3% y-o-y	Unchanged
Cost to Income Ratio	<25%	26.9%	Unchanged
Cost of Risk (bps)	15 – 25	-32	Unchanged
Tier 1 CAR	19% to 20%	20.6%	Unchanged
ROTE	16% to 17%	16.7%	Unchanged

Source: Company Data, Al Rajhi Capital. *Ex. Non-controlling Interests & Tier-1 Capital

Figure 10 **Riyad**

SAR mn	1Q26	1Q25	4Q25	y-o-y	q-o-q
Net Interest Income	3,385	3,282	3,405	3%	-1%
Non-Interest Income	1,230	1,221	1,259	1%	-2%
Operating Profit	4,614	4,504	4,664	2%	-1%
Provisions	275	362	367	-24%	-25%
Profit Before Tax	2,977	2,772	2,945	7%	1%
Net Income	2,614	2,486	2,641	5%	-1%
Net Loan	377,047	338,991	373,305	11%	1%
Investment	86,842	69,722	79,513	25%	9%
Deposits	352,567	304,092	331,721	16%	6%
Assets	537,083	466,455	519,481	15%	3%
Equity*	66,348	61,591	64,105	8%	3%

Guidance:	FY26 Guidance	1Q26 Actuals	Revision
Loan growth	High-single digit	+1% ytd	Unchanged
NSCI growth	High-single digit	+3% y-o-y	Unchanged
Cost to Income Ratio	<30.0%	29.7%	Unchanged
Cost of Risk (bps)	30 – 40	45	Unchanged
Tier 1 Capital Ratio	>15%	16.7%	Unchanged
ROE	>16%	16.0%	Unchanged

Source: Company Data, Al Rajhi Capital. *Ex. Non-controlling Interests & Tier-1 Capital

Figure 11 **Alinma**

SAR mn	1Q26	1Q25	4Q25	y-o-y	q-o-q
Net Interest Income	2,475	2,283	2,457	8%	1%
Non-Interest Income	535	531	723	1%	-26%
Operating Profit	3,010	2,814	3,180	7%	-5%
Provisions	156	226	296	-31%	-47%
Profit Before Tax	1,872	1,681	1,922	11%	-3%
Net Income	1,679	1,508	1,724	11%	-3%
Net Loan	238,325	209,435	229,747	14%	4%
Investment	57,604	49,457	56,623	16%	2%
Deposits	239,605	218,839	227,374	9%	5%
Assets	324,291	287,222	311,067	13%	4%
Equity*	37,101	34,201	35,739	8%	4%

Guidance:	FY26 Guidance	1Q26 Actuals	Revision
Loan growth	Mid-teens	+4% ytd	Unchanged
NIM	-5bps to -10bps	3.47% (-16bps y-o-y)	Unchanged
Cost to Income Ratio	<30.5%	32.6	Unchanged
Cost of Risk (bps)	35 – 45	26	Unchanged
CAR Pillar 1	~19%	19.9%	Unchanged
ROE	>19%	18.4%	Unchanged

Source: Company Data, Al Rajhi Capital. *Ex. Non-controlling Interests & Tier-1 Capital

Figure 12 **BSF**

SAR mn	1Q26	1Q25	4Q25	y-o-y	q-o-q
Net Interest Income	2,217	2,118	2,216	5%	0%
Non-Interest Income	491	520	405	-6%	21%
Operating Profit	2,708	2,638	2,621	3%	3%
Provisions	246	280	237	-12%	4%
Profit Before Tax	1,540	1,492	1,419	3%	9%
Net Income	1,381	1,338	1,260	3%	10%
Net Loan	221,929	208,978	214,281	6%	3%
Investment	71,629	61,913	68,682	16%	4%
Deposits	199,583	190,728	195,219	5%	2%
Assets	324,810	303,579	309,006	7%	5%
Equity**	43,579	41,021	42,722	6%	2%

Guidance:	FY26 Guidance	1Q26 Actuals	Revision
Loan growth	High-single digit	+3.3% ytd	Unchanged
NIM	~3.0%	3.02% (-7bps y-o-y)	Unchanged
Cost to Income Ratio	<33%	34.1%	Unchanged
Cost of Risk (bps)	45 – 55	48	Unchanged
CET-1 Ratio	>15%	15.9%	Unchanged
ROE	12%-13%	12.0%	Unchanged

Source: Company Data, Al Rajhi Capital. *Ex. Non-controlling Interests & Tier-1 Sukuk

Figure 13 **SABB**

SAR mn	1Q26	1Q25	4Q25	y-o-y	q-o-q
Net Interest Income	2,870	2,900	2,976	-1%	-4%
Non-Interest Income	742	720	758	3%	-2%
Operating Profit	3,612	3,620	3,734	0%	-3%
Provisions	166	142	263	17%	-37%
Profit Before Tax	2,411	2,449	2,320	-2%	4%
Net Income	2,086	2,135	2,047	-2%	2%
Net Loan	306,906	278,836	298,627	10%	3%
Investment	99,551	104,703	107,642	-5%	-8%
Deposits	331,411	290,440	323,274	14%	3%
Assets	459,740	426,872	454,454	8%	1%
Equity*	68,624	64,944	66,952	6%	2%

Guidance:	FY26 Guidance	1Q26 Actuals	Revision
Loan growth	>10%	+3% ytd	Unchanged
NIM	2.5% - 2.6%	2.53%	Unchanged
Cost to Income Ratio	<29.5%	30.5%	Unchanged
Cost of Risk (bps)	25 – 35	21	Unchanged
CET-1 Ratio	>14%	14.6%	Unchanged
ROTE	14%-15%	13.8%	Unchanged

Source: Company Data, Al Rajhi Capital. *Ex. Non-controlling Interests & Tier-1 Sukuk

Figure 14 **Aljazira**

SAR mn	1Q26	1Q25	4Q25	y-o-y	q-o-q
Net Interest Income	819	754	773	9%	6%
Non-Interest Income	334	325	412	3%	-19%
Operating Profit	1,152	1,079	1,185	7%	-3%
Provisions	74	103	100	-28%	-25%
Profit Before Tax	472	412	479	15%	-2%
Net Income	405	361	362	12%	12%
Net Loan	114,266	100,571	110,862	14%	3%
Investment	40,232	36,923	38,968	9%	3%
Deposits	123,958	109,644	115,395	13%	7%
Assets	173,114	153,369	165,924	13%	4%
Equity*	14,790	14,206	15,025	4%	-2%

Guidance:	FY26 Guidance	1Q26 Actuals	Revision
Loan growth	High single-digit	+3% ytd	Unchanged
NIM	2.05% - 2.10%	2.1% (-9bps y-o-y)	Unchanged
Cost to Income Ratio	<52%	52.8%	Unchanged
Cost of Risk (bps)	35 – 40	20	Unchanged
Tier-1 Ratio	>17%	17.6%	Unchanged
ROE	>7.75%	7.24%	Unchanged

Source: Company Data, Al Rajhi Capital. *Ex. Non-controlling Interests & Tier-1 Sukuk

Figure 15 **ANB**

SAR mn	1Q26	1Q25	4Q25	y-o-y	q-o-q
Net Interest Income	2,112	1,954	1,990	8%	6%
Non-Interest Income	477	558	429	-15%	11%
Operating Profit	2,589	2,512	2,419	3%	7%
Provisions	135	205	152	-34%	-11%
Profit Before Tax	1,600	1,526	1,350	5%	19%
Net Income	1,359	1,304	1,147	4%	18%
Net Loan	198,639	179,057	195,299	11%	2%
Investment	61,637	52,931	60,012	16%	3%
Deposits	208,021	195,619	209,287	6%	-1%
Assets	284,891	265,270	281,383	7%	1%
Equity*	41,488	39,028	41,715	6%	-1%

Guidance:	FY26 Guidance	1Q26 Actuals	Revision
Loan growth	Mid-high single digit	+2% ytd	Unchanged
NIM	>3%	3.38% (-23bps y-o-y)	Unchanged
Cost to Income Ratio	<33%	33.3%	Unchanged
Cost of Risk (bps)	40 – 50	32	Unchanged
Total CAR	>19%	20%	Unchanged
ROAE	>12%	11.3%	Unchanged

Source: Company Data, Al Rajhi Capital. *Ex. Non-controlling Interests & Tier-1 Sukuk

Figure 16 **SAIB**

SAR mn	1Q26	1Q25	4Q25	y-o-y	q-o-q
Net Interest Income	905	891	874	2%	4%
Non-Interest Income	152	160	754	-5%	-80%
Operating Profit	1,057	1,050	1,628	1%	-35%
Provisions	58	61	169	-6%	-66%
Profit Before Tax	604	585	1,057	3%	-43%
Net Income	520	503	897	3%	-42%
Net Loan	115,608	104,135	112,070	11%	3%
Investment	46,936	40,801	47,197	15%	-1%
Deposits	122,935	101,666	109,619	21%	12%
Assets	180,284	164,202	172,720	10%	4%
Equity*	17,527	15,933	17,121	10%	2%

Guidance:	FY26 Guidance	1Q26 Actuals	Revision
Loan growth	Mid-High Single digit	+3% YTD	Unchanged
NIM	2.10% - 2.25%	2.23% (-22bps y-o-y)	Unchanged
Cost to Income Ratio	<40.5%	39.1%	Unchanged
Cost of Risk (bps)	25 – 35	20	Unchanged
Tier-1 Ratio	>18.0%	18.3%	Unchanged
ROE	>12.75%	12.2%	Unchanged

Source: Company Data, Al Rajhi Capital. *Ex. Non-controlling Interests & Tier-1 Sukuk

Figure 17 **Albilad**

SAR mn	1Q26	1Q25	4Q25	y-o-y	q-o-q
Net Interest Income	1,259	1,162	1,218	8%	3%
Non-Interest Income	270	302	434	-10%	-38%
Operating Profit	1,529	1,464	1,653	4%	-7%
Provisions	72	53	47	35%	53%
Profit Before Tax	820	781	911	5%	-10%
Net Income	736	700	817	5%	-10%
Net Loan	129,803	112,427	122,188	15%	6%
Investment	31,339	26,389	31,123	19%	1%
Deposits	140,294	124,018	132,879	13%	6%
Assets	179,959	159,103	172,972	13%	4%
Equity*	19,344	17,592	18,918	10%	2%

Source: Company Data, Al Rajhi Capital. *Ex. Non-controlling Interests & Tier-1 Sukuk. Albilad guidance not available

IMPORTANT DISCLOSURES FOR U.S. PERSONS

This research report was prepared by Al Rajhi Capital (Al Rajhi), a company authorized to engage in securities activities in Saudi Arabia. Al Rajhi is not a registered broker-dealer in the United States and, therefore, is not subject to U.S. rules regarding the preparation of research reports and the independence of research analysts. This research report is provided for distribution to "major U.S. institutional investors" in reliance on the exemption from registration provided by Rule 15a-6 of the U.S. Securities Exchange Act of 1934, as amended (the "Exchange Act").

Under no circumstances should any recipient of this research report effect any transaction to buy or sell securities or related financial instruments through Al Rajhi.

The analyst whose name appears in this research report is not registered or qualified as a research analyst with the Financial Industry Regulatory Authority ("FINRA") and, therefore, may not be subject to applicable restrictions under FINRA Rules on communications with a subject company, public appearances and trading securities held by a research analyst account.

Additional Disclosures

This research report is for distribution only under such circumstances as may be permitted by applicable law. This research report has no regard to the specific investment objectives, financial situation or particular needs of any specific recipient, even if sent only to a single recipient. This research report is not guaranteed to be a complete statement or summary of any securities, markets, reports or developments referred to in this research report. Neither Al Rajhi nor any of its directors, officers, employees or agents shall have any liability, however arising, for any error, inaccuracy or incompleteness of fact or opinion in this research report or lack of care in this research report's preparation or publication, or any losses or damages which may arise from the use of this research report.

Al Rajhi may rely on information barriers, such as "Chinese Walls" to control the flow of information within the areas, units, divisions, groups, or affiliates of Al Rajhi.

Investing in any non-U.S. securities or related financial instruments (including ADRs) discussed in this research report may present certain risks. The securities of non-U.S. issuers may not be registered with, or be subject to the regulations of, the U.S. Securities and Exchange Commission. Information on such non-U.S. securities or related financial instruments may be limited. Foreign companies may not be subject to audit and reporting standards and regulatory requirements comparable to those in effect within the United States.

The value of any investment or income from any securities or related financial instruments discussed in this research report denominated in a currency other than U.S. dollars is subject to exchange rate fluctuations that may have a positive or adverse effect on the value of or income from such securities or related financial instruments.

Past performance is not necessarily a guide to future performance and no representation or warranty, express or implied, is made by Al Rajhi with respect to future performance. Income from investments may fluctuate. The price or value of the investments to which this research report relates, either directly or indirectly, may fall or rise against the interest of investors. Any recommendation or opinion contained in this research report may become outdated as a consequence of changes in the environment in which the issuer of the securities under analysis operates, in addition to changes in the estimates and forecasts, assumptions and valuation methodology used herein.

No part of the content of this research report may be copied, forwarded or duplicated in any form or by any means without the prior consent of Al Rajhi and Al Rajhi accepts no liability whatsoever for the actions of third parties in this respect. This research document has been prepared by Al Rajhi Capital Company ("Al Rajhi Capital") of Riyadh, Saudi Arabia. It has been prepared for the general use of Al Rajhi Capital's clients and may not be redistributed, retransmitted or disclosed, in whole or in part, or in any form or manner, without the express written consent of Al Rajhi Capital. Receipt and review of this research document constitute your agreement not to redistribute, retransmit, or disclose to others the contents, opinions, conclusion, or information contained in this document prior to public disclosure of such information by Al Rajhi Capital. The information contained was obtained from various public sources believed to be reliable but we do not guarantee its accuracy. Al Rajhi Capital makes no representations or warranties (express or implied) regarding the data and information provided and Al Rajhi Capital does not represent that the information content of this document is complete, or free from any error, not misleading, or fit for any particular purpose. This research document provides general information only. Neither the information nor any opinion expressed constitutes an offer or an invitation to make an offer, to buy or sell any securities or other investment products related to such securities or investments. It is not intended to provide personal investment advice and it does not take into account the specific investment objectives, financial situation and the particular needs of any specific person who may receive this document.

Investors should seek financial, legal or tax advice regarding the appropriateness of investing in any securities, other investment or investment strategies discussed or recommended in this document and should understand that statements regarding future prospects may not be realized. Investors should note that income from such securities or other investments, if any, may fluctuate and that the price or value of such securities and investments may rise or fall. Fluctuations in exchange rates could have adverse effects on the value of or price of, or income derived from, certain investments. Accordingly, investors may receive back less than originally invested. Al Rajhi Capital or its officers or one or more of its affiliates (including research analysts) may have a financial interest in securities of the issuer(s) or related investments, including long or short positions in securities, warrants, futures, options, derivatives, or other financial instruments. Al Rajhi Capital or its affiliates may from time to time perform investment banking or other services for, solicit investment banking or other business from, any company mentioned in this research document. Al Rajhi Capital, together with its affiliates and employees, shall not be liable for any direct, indirect or consequential loss or damages that may arise, directly or indirectly, from any use of the information contained in this research document.

This research document and any recommendations contained are subject to change without prior notice. Al Rajhi Capital assumes no responsibility to update the information in this research document. Neither the whole nor any part of this research document may be altered, duplicated, transmitted or distributed in any form or by any means. This research document is not directed to, or intended for distribution to or use by, any person or entity who is a citizen or resident of or located in any locality, state, country or other jurisdiction where such distribution, publication, availability or use would be contrary to law or which would subject Al Rajhi Capital or any of its affiliates to any registration or licensing requirement within such jurisdiction.

Disclaimer and additional disclosures for Equity Research

Disclaimer

This research document has been prepared by Al Rajhi Capital Company ("Al Rajhi Capital") of Riyadh, Saudi Arabia. It has been prepared for the general use of Al Rajhi Capital's clients and may not be redistributed, retransmitted or disclosed, in whole or in part, or in any form or manner, without the express written consent of Al Rajhi Capital. Receipt and review of this research document constitute your agreement not to redistribute, retransmit, or disclose to others the contents, opinions, conclusion, or information contained in this document prior to public disclosure of such information by Al Rajhi Capital. The information contained was obtained from various public sources believed to be reliable but we do not guarantee its accuracy. Al Rajhi Capital makes no representations or warranties (express or implied) regarding the data and information provided and Al Rajhi Capital does not represent that the information content of this document is complete, or free from any error, not misleading, or fit for any particular purpose. This research document provides general information only. Neither the information nor any opinion expressed constitutes an offer or an invitation to make an offer, to buy or sell any securities or other investment products related to such securities or investments. It is not intended to provide personal investment advice and it does not take into account the specific investment objectives, financial situation and the particular needs of any specific person who may receive this document.

Investors should seek financial, legal or tax advice regarding the appropriateness of investing in any securities, other investment or investment strategies discussed or recommended in this document and should understand that statements regarding future prospects may not be realized. Investors should note that income from such securities or other investments, if any, may fluctuate and that the price or value of such securities and investments may rise or fall. Fluctuations in exchange rates could have adverse effects on the value of or price of, or income derived from, certain investments. Accordingly, investors may receive back less than originally invested. Al Rajhi Capital or its officers or one or more of its affiliates (including research analysts) may have a financial interest in securities of the issuer(s) or related investments, including long or short positions in securities, warrants, futures, options, derivatives, or other financial instruments. Al Rajhi Capital or its affiliates may from time to time perform investment banking or other services for, solicit investment banking or other business from, any company mentioned in this research document. Al Rajhi Capital, together with its affiliates and employees, shall not be liable for any direct, indirect or consequential loss or damages that may arise, directly or indirectly, from any use of the information contained in this research document.

This research document and any recommendations contained are subject to change without prior notice. Al Rajhi Capital assumes no responsibility to update the information in this research document. Neither the whole nor any part of this research document may be altered, duplicated, transmitted or distributed in any form or by any means. This research document is not directed to, or intended for distribution to or use by, any person or entity who is a citizen or resident of or located in any locality, state, country or other jurisdiction where such distribution, publication, availability or use would be contrary to law or which would subject Al Rajhi Capital or any of its affiliates to any registration or licensing requirement within such jurisdiction.

Explanation of Al Rajhi Capital's rating system

Al Rajhi Capital uses a three-tier rating system based on absolute upside or downside potential for all stocks under its coverage except financial stocks and those few other companies not compliant with Islamic Shariah law:

"Overweight": Our target price is more than 10% above the current share price, and we expect the share price to reach the target on a 12 month time horizon.

"Neutral": We expect the share price to settle at a level between 10% below the current share price and 10% above the current share price on a 12 month time horizon.

"Underweight": Our target price is more than 10% below the current share price, and we expect the share price to reach the target on a 12 month time horizon.

"Target price": We estimate target value per share for every stock we cover. This is normally based on widely accepted methods appropriate to the stock or sector under consideration, e.g. DCF (discounted cash flow) or SoTP (sum of the parts) analysis.

Please note that the achievement of any price target may be impeded by general market and economic trends and other external factors, or if a company's profits or operating performance exceed or fall short of our expectations.

Contact us

Dr. Sultan Altowaim

Head of Research

Tel : +966 11 836 5468

Email: AltowaimS@alrajhi-capital.com

Al Rajhi Capital

Research Department

Head Office, King Fahad Road

P.O. Box 5561, Riyadh 11432

Kingdom of Saudi Arabia

Email: research@alrajhi-capital.com

Al Rajhi Capital is licensed by the Saudi Arabian Capital Market Authority, License No. 07068/37

Notice to US Investors:

Rule 15a6 Disclosure

This research report ("**Report**") was prepared, approved, published, and distributed by **Al Rajhi Capital**, a company located outside of the United States (the "**Foreign Counterparty**"). Avior Capital Markets US LLC ("**Avior US**"), a US registered broker-dealer, distributes this Report in the US on behalf of the Foreign Counterparty. Only major U.S. institutional investors (as defined in Rule 15a-6 under the US Securities Exchange Act of 1934 (the "**Exchange Act**") may receive this Report under the exemption in Rule 15a-6. A US institutional investor must effect any transaction in the securities described in this Report through Avior US.

Neither the Report nor any analyst who prepared or approved the Report is subject to US legal requirements or the Financial Industry Regulatory Authority, Inc. ("**FINRA**") or other US regulatory requirements concerning research reports or research analysts. The Foreign Counterparty is not a registered broker-dealer under the Exchange Act nor is it a member of the Financial Industry Regulatory Authority, Inc., or any other US self-regulatory organisation.

Analyst Certification

In connection with the companies or securities that; each analyst identified in this Report certifies that:

The views expressed on the subject companies and securities in this Report reflect their personal views

No part of his or her compensation was, is or will be directly or indirectly dependent on the specific recommendations or views expressed in this Report.

Note that:

- (i) The Foreign Counterparty is the employer of the research analyst(s) responsible for the content of this Report, and
- (ii) Research analysts preparing this Report are resident outside the United States and are not associated persons of any US regulated broker-dealer. Therefore, the analyst(s) are not subject to supervision by a US broker-dealer and are not required to satisfy the regulatory licensing requirements of FINRA or required to otherwise comply with US rules or regulations regarding, among other things, communications with a subject company, public appearances and trading securities held by a research analyst account.

Important US Regulatory Disclosures on Subject Companies

Analysts of the Foreign Counterparty produced this material solely for informational purposes and the use of the intended recipient. No person may reproduce, this Report under any circumstances. No person may copy or make this Report available to any other person other than the intended recipient.

Avior US distributes this Report in the United States of America. The Foreign Counterparty distributes this Report elsewhere in the world. This document is not an offer, or invitation by or on behalf of Avior US, the Foreign Counterparty, their affiliates, or any other person, to buy or sell any security.

Avior US and the Foreign Counterparty and their affiliates obtained the information contained herein from published information and other sources, which Avior US and the Foreign Counterparty and their affiliates reasonably consider to be reliable.

Avior US and the Foreign Counterparty accept no liability or responsibility whatsoever for the accuracy or completeness of any such information. All estimates, expressions of opinion and other subjective judgments contained herein are valid as of the date of this document. Avior US assumes responsibility for the Report content with regards to research distributed in the US.

Neither Avior US nor the Foreign Counterparty has managed or co-managed a public offering of securities for the subject company in the past 12 months, have not received compensation for investment banking services from the subject company in the past 12 months and do not expect to receive and does not intend to seek compensation for investment banking services from the subject company in the next three months. Avior US and the Foreign Counterparty have not owned any class of equity securities of the subject company. There are no other actual, material conflicts of interest of Avior US and the Foreign Counterparty at the time of the publication of this Report. As of the publication of this Report, Avior US nor the Foreign Counterparty makes a market in the subject securities.

Avior US and its affiliates, to the fullest extent permissible by law, accept no liability of any nature whatsoever for any claims, damages or losses arising from, or in connection with, the contents of this Report or the use, reliance, publication, distribution, dissemination, disclosure, alteration or reproduction of this Report, or any views or recommendations recorded therein.

Participants in foreign exchange transactions may incur risks arising from several factors, including the following: (i) exchange rates can be volatile and are subject to large fluctuations; (ii) the value of currencies may be affected by numerous market factors, including world and national economic, political and regulatory events, events in equity and debt markets and changes in interest rates; and (iii) currencies may be subject to devaluation or government imposed exchange controls which could

affect the value of the currency. Investors in securities such as ADRs, whose values are affected by the currency of an underlying security, effectively assume currency risk.

Subject to the applicable laws, all transactions should be executed through Avior US. Aside from within this Report, important conflict disclosures can also be found at <https://aviorcapital.us/us-regulatory-disclosures/>, and Investors are strongly encouraged to review this information before investing.

Notice to UK Investors:

This Report, prepared by the Foreign Counterparty, is distributed in the United Kingdom ("UK") by Avior Capital Markets International Limited ("Avior UK"), regulated by the Financial Conduct Authority (FRN: 191074), on behalf of the Foreign Counterparty. This Report, including any recommendations in respect thereof, may only be distributed to, and relied on by, qualifying investors, who are permitted to receive same in the UK.

Securities, money market instruments, strategies, financial or investment instruments mentioned herein may not be suitable for all investors. The information and opinions provided in this Report do not constitute a personal recommendation and take no account of the investor's individual circumstances. Investors should consider this Report as only a single factor in making any investment decisions and, if appropriate, should seek advice from an investment advisor. This Report is not an offer, or invitation by or on behalf of Avior UK, the Foreign Counterparty, their affiliates, or any other person, to buy or sell any security.

Avior UK does not assume any responsibility, or liability of any nature whatsoever, arising from or in connection with the content, use, reliance or dissemination of the Report or any recommendation in respect thereof and disclaims any such liability.

Avior Capital Markets US, LLC is a FINRA registered broker-dealer (CRD # 172595) formed for that purpose in the State of Delaware with its principal office at 45 Rockefeller Plaza, Suite 2335, New York, New York 10111.

Avior Capital Markets International Limited is regulated by the Financial Conduct Authority (FRN: 191074), with its principal office at 4th Floor, 17 St Swithin's Lane, London, EC4N 8AL.

Al Rajhi Capital is a Saudi Arabian Registered broad-scoped financial services company. Its registered address is Unit No 1, 8467 King Fahd Road, Al Muruj Dist., Riyadh 12263 – 2743, SA.