

Jadwa Saudi Equity Fund

Monthly Fund Fact Sheet - 30 April 2019

جدوى للاستثمار
Jadwa Investment



Investment Objective:

To provide long-term capital growth by investing in the Saudi equity market. The Fund invests its assets in a diversified portfolio comprised of Shariah-compliant companies listed on the Saudi equity market, using a multi-strategy approach. The Fund may also invest up to 25% of its assets in other Shariah-compliant Saudi equity investment funds approved by CMA.

Inception Date: Class A: 26-Sep-16
Class B: 30-Jun-07

Base Currency: SAR

Benchmark:

S&P Saudi Arabia Shariah Domestic (TR)

Unit Price: Class A: 156.8523
Class B: 403.2958

Net Asset Value: SAR 574.77mn

Valuation Days: Each business day

Cut-off time: 10 am business day

Management Fee: Class A: 1.25%
Class B: 1.95%

Subscription Fee: Up to 3%

Min Initial Subscription: Class A: SAR 25mn
Class B: SAR 1,000

Min. Add'l Sub/Red: -

Identification Tickers:

Bloomberg: JADSEQT

Lipper: LP65077653

Contact Info:

9661 1 279 1111

Sky Towers, King Fahd Rd

PO BOX 60677

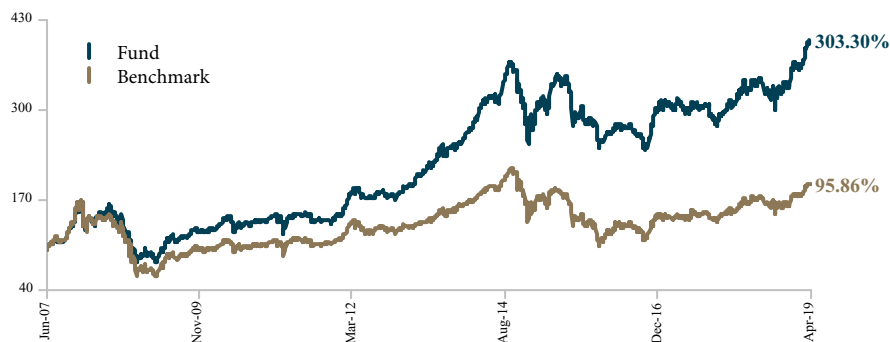
Riyadh 11555

Kingdom of Saudi Arabia

www.jadwa.com

Disclaimer: Jadwa Investment or its directors, staff, or affiliates makes no warranty, representation or undertaking whether expressed or implied, nor does it assume any legal liability, whether direct or indirect, or responsibility for the accuracy, completeness, or usefulness of any information that is contained in this material. It is not the intention of this material to be used or deemed as an advice, opinion or for any action that may take place in future. Unless otherwise stated, all information contained in this material shall not be reproduced, in whole or in part, without the specific written permission of Jadwa Investment. The content of this document is for information purposes only. Jadwa Investment does not hold itself out as providing legal, financial or other advice via this document. Investments in Jadwa's products are governed by their Terms and Conditions. Some products are exposed to foreign currencies and changes in currency exchange rates may have an adverse effect on the value and price. The product's value is subject to fluctuations and the investor may not receive the full amount that is originally invested. The information provided in this document may be changed at any time without prior notice. Past performance is not indicative of future returns. Jadwa Investment is authorized and regulated by the Capital Market Authority of Saudi Arabia.

Performance Since Inception

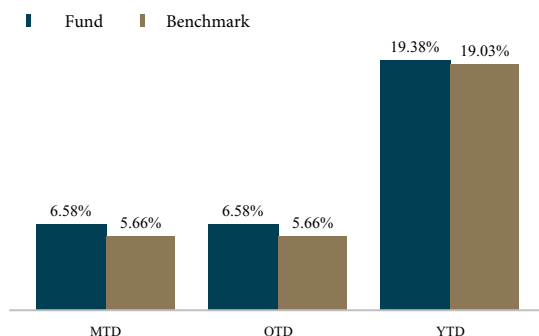


*Rebased

Cumulative Performance vs Benchmark

	Fund	Benchmark	Variance
Annualized (Since Inception)	12.50%	5.84%	6.66%
Since Inception	303.30%	95.86%	207.43%
1-Year	19.55%	13.89%	5.66%
3-Year	43.41%	42.01%	1.39%
5-Year	28.25%	4.92%	23.33%

Current Year Returns

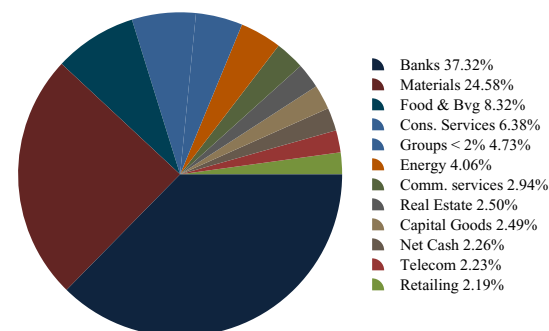


Top 5 Weights

	Fund	Benchmark	Variance
Al Rajhi	22.58%	24.88%	-2.30%
SABIC	9.79%	13.80%	-4.01%
Al Inma	6.43%	5.27%	1.17%
SAFCO	4.69%	2.11%	2.58%
Bank Al Jazira	4.62%	1.75%	2.87%

Top 5 Total **48.11%** **47.81%**

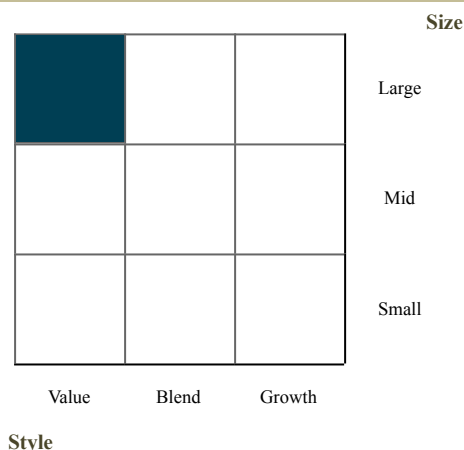
Sector Weights



Sector Active Weights



Fund Focus



Jadwa Saudi Equity Fund

Monthly Fund Fact Sheet - 30 April 2019

جدوى للاستثمار
Jadwa Investment



Monthly Performance (%)

Class - A	Jan	Feb	Mar	Apr	May	Jun	Jul	Aug	Sep	Oct	Nov	Dec	Period
2019	8.70%	-0.75%	4.01%	6.65%									19.67%
2018	6.03%	-1.89%	5.61%	3.07%	0.57%	0.72%	-0.02%	-3.13%	1.27%	0.47%	-0.74%	1.57%	13.95%
2017	1.08%	-1.40%	0.56%	0.53%	-4.16%	4.60%	-2.03%	-0.36%	1.06%	-5.62%	1.13%	1.85%	-3.13%
2016	-	-	-	-	-	-	-	-	-4.18%	3.60%	14.08%	4.85%	18.74%

Class - B	Jan	Feb	Mar	Apr	May	Jun	Jul	Aug	Sep	Oct	Nov	Dec	Period
2019	8.63%	-0.81%	3.95%	6.58%									19.38%
2018	5.96%	-1.95%	5.55%	3.01%	0.51%	0.66%	-0.08%	-3.19%	1.21%	0.40%	-0.80%	1.51%	13.11%
2017	1.02%	-1.45%	0.50%	0.47%	-4.21%	4.54%	-2.08%	-0.42%	1.01%	-5.67%	1.07%	1.79%	-3.80%
2016	-8.80%	2.12%	1.14%	5.01%	-2.37%	0.74%	-1.96%	-2.18%	-5.38%	3.54%	14.02%	4.79%	9.20%
2015	8.28%	3.20%	-3.01%	12.81%	3.19%	-2.81%	-0.68%	-14.07%	0.24%	-1.89%	0.21%	-0.91%	2.20%
2014	2.77%	6.10%	6.18%	1.48%	1.79%	-3.09%	9.81%	8.39%	-2.43%	-8.76%	-14.64%	-0.85%	3.94%
2013	5.05%	0.46%	7.33%	2.93%	3.68%	0.58%	10.00%	-1.91%	3.03%	-0.19%	4.04%	4.83%	47.13%
2012	2.10%	12.49%	8.18%	0.45%	-5.73%	-1.80%	2.91%	3.23%	-3.81%	0.31%	-3.06%	5.55%	21.16%
2011	-4.76%	-6.41%	11.20%	3.90%	0.17%	-0.06%	-1.95%	-5.70%	2.00%	0.44%	-2.75%	7.34%	1.95%
2010	2.72%	3.42%	8.32%	2.22%	-9.64%	-0.64%	5.04%	-2.34%	3.20%	0.76%	-0.42%	4.66%	17.42%
2009	1.90%	-7.02%	6.54%	15.18%	9.74%	-3.34%	3.80%	0.27%	8.26%	-1.07%	1.69%	-1.83%	37.23%
2008	-13.23%	6.39%	-8.58%	13.90%	-2.26%	3.46%	-4.08%	-2.16%	-13.72%	-26.10%	-3.86%	2.45%	-42.72%
2007	-	-	-	-	-	-	8.50%	7.29%	-4.69%	11.11%	8.73%	19.03%	59.54%

Disclaimer: Jadwa Investment or its directors, staff, or affiliates makes no warranty, representation or undertaking whether expressed or implied, nor does it assume any legal liability, whether direct or indirect, or responsibility for the accuracy, completeness, or usefulness of any information that is contained in this material. It is not the intention of this material to be used or deemed as an advice, option or for any action that may take place in future. Unless for any action that may take place in future. Unless otherwise stated, all information contained in this material shall not be reproduced, in whole or in part, without the specific written permission of Jadwa Investment. The content of this document is for information purposes only. Jadwa Investment does not hold itself out as providing legal, financial or other advice via this document. Investments in Jadwa's products are governed by their Terms and Conditions. Some products are exposed to foreign currencies and changes in currency exchange rates may have an adverse effect on the value and price. The product's value is subject to fluctuations and the investor may not receive the full amount that is originally invested. The information provided in this document may be changed at any time without prior notice. Past performance is not indicative of future returns. Jadwa Investment is authorized and regulated by the Capital Market Authority of Saudi Arabia.