



Licensed and Authorized by Capital Market Authority

## GROWTH FUNDS

Open Ended Fund investing in Pure Shariah Saudi Equities

## INVESTMENT PROFILE

Fund Manager	ANB Invest
Base Currency	Saudi Riyal
Inception Date	25 October 2005
Inception Price	10.0000
Unit Price at 28/03/2018	7.7020
Time Horizon / Risk	Long Term / High Risk
Benchmark	S&P Saudi Pure Companies
Min Subscription	SAR 7,500
Min Additional Subscription	SAR 2,000
Min Redemption	SAR 2,000
Valuation Day	Sunday and Wednesday
Cut-off Time	13:00PM (Riyadh time), one business day preceding valuation day
Payment Date	3 business days from next valuation day
Management Fee	1.75% of NAV annually
Subscription Fee	A one-time fee of up to 2.00%
Early Redm. Fee	0.25% if units are redeemed within 30 days of purchase

## FURTHER INFORMATION

Head Office	(011) 406 2500
Telephone No.:	9200 11878
Sales:	9200 11878
Website:	<a href="http://www.anbinvest.com.sa">www.anbinvest.com.sa</a>

## FUND CODE

Institution	Code
Reuters	<a href="#">LP65037771</a>
Zawya	<a href="#">ANBPURE.MF</a>
Morningstar	<a href="#">F00000JPZ5</a>
Bloomberg	<a href="#">AINAQAA:AB</a>

## DISCLAIMER

Past performance figures are not indicative of future performance. Potential investors should be aware that the price of units are subject to change & are not guaranteed.

Please refer to the Terms & Conditions for further fund information.

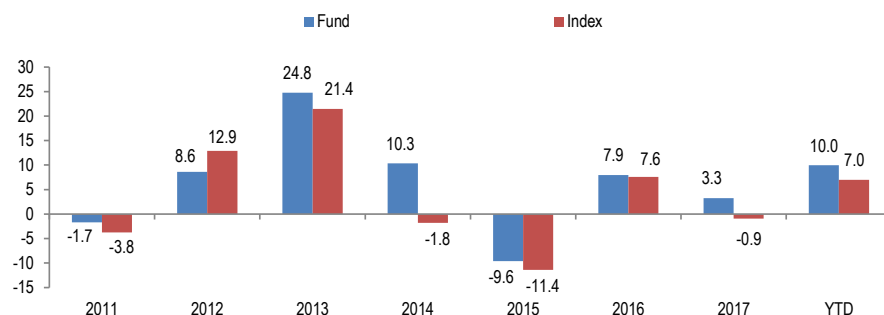
## INVESTMENT OBJECTIVE &amp; STRATEGY

The investment objective of the fund is long-term growth of capital through investments in a broadly diversified portfolio of pure Shariah compliant Saudi Arabian equity securities including Murabaha transactions.

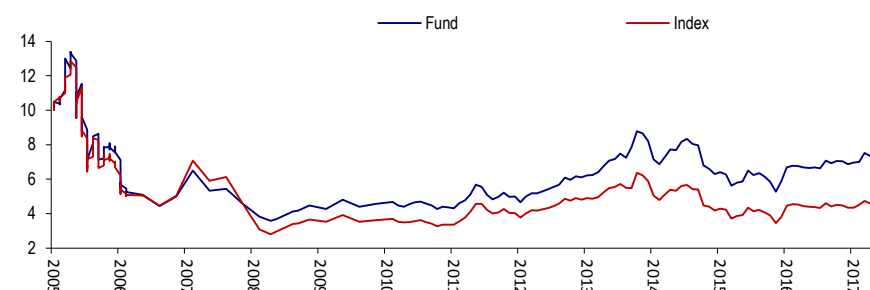
## CUMULATIVE PERFORMANCE

	1Q18	2Q18	3Q18	4Q18	1 Year	3 Years	5 Years	Since Incep.
Fund	9.97				15.90	0.15	45.76	-22.98
Index	7.00				9.75	-9.58	13.33	-51.81

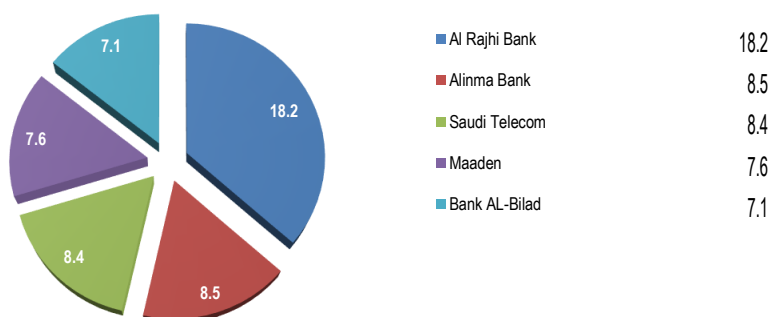
## HISTORICAL PERFORMANCE



## PERFORMANCE SINCE INCEPTION



## TOP FIVE HOLDINGS (%)



## SECTOR WEIGHTING (%)

Banks	36.5
Materials	15.6
Insurance	9.9
Telecommunication Services	8.4
Health Care Equipment & Service	7.6
Food & Beverages	5.5
Food & Staples Retailing	4.8
Retailing	4.1
Real Estate Management and Dev	3.0
Consumer Services	2.2
Cash	2.4

## Risk Ratio

	1 year	3 years	5 years
Standard Deviation	11.90	20.00	19.15
Sharp Ratio	1.168	-0.10	0.30
Information Ratio	1.26	0.75	0.92