

Bloomberg Code SAMGINC AB

Net Unit Price SAR 21.8423

Fund Objective

To achieve long-term capital growth and income through investments in publicly-traded shares listed on the Saudi stock market. The Fund is actively managed and may distribute dividends.

Investor Profile

A typical investor in this Fund is growth oriented but wants some income over long term, at the end of which he expects a significant positive return. Although the Fund strategy aims to minimize downside risk, the investor realizes that the Fund invests primarily in equities and hence is willing to accept significant losses.

Fund Characteristics

Fund Type:	Open-Ended
Currency:	Saudi Riyal
Inception Date:	December 15, 2003
Initial Unit Price:	10.00
Fund Size:	SAR 47,657,335.88
Min. Subscription:	SAR 7,500
Valuation:	Bi-Weekly every Monday & Wednesday
Cut-Off Day:	Sunday & Tuesday 12:00 Local Time
Subscription Fees:	None
Management Fees:	1.75% per annum
Redemption Fees:	1st year 0.75%, 2nd year 0.5%, 3rd year 0.25%
Manager:	SambaCapital
Custodian:	HSBC Saudi Arabia
Auditor:	PwC
Benchmark:	S&P Saudi Arabia

Cumulative Performance vs. Benchmark

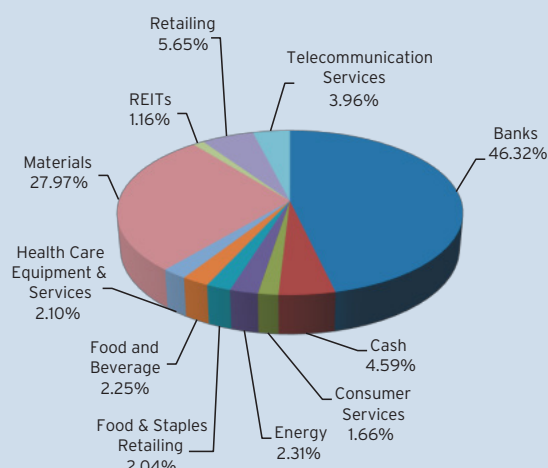
Cumulative Returns	Fund	BM	Value-Added
1 Year return	8.08%	11.36%	-3.28%
3 year return	6.61%	17.70%	-11.10%
5 year return	21.99%	-9.35%	31.34%
10 year return	158.51%	55.91%	102.60%

The benchmark returns are calculated without the addition of dividends, distributed by the benchmark's underlying securities, that contributes positively to the performance. In addition, the benchmark return calculation does not take into account expenses that contribute negatively to the performance.

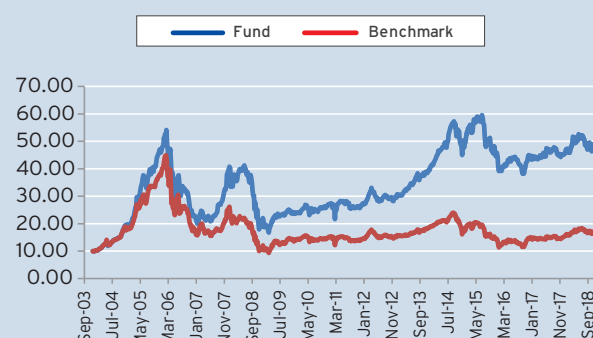
Disclaimer

SambaCapital is authorized by the Capital Market Authority. SambaCapital does not guarantee the performance of any investment. The value of an investment in the Fund is variable and may increase or decrease. The Fund could be subject to high volatility due to the composition of its investments. The Fund's past performance or the Benchmark's past performance is not necessarily a guide or predictor of the Fund's future performance. There is no guarantee to the unit holders that the Fund's absolute performance or its performance relative to the Benchmark will be repeated or similar to the previous performance. The prices or value or income of the units of the Fund may decrease and the investor may get back less than the amount invested. The income of the Fund from investment in securities may fluctuate and a part of the capital invested may be used to pay that income. Investment in investment funds is not a deposit with any bank. Investors may be exposed to loss of funds when investing in investment funds. The Fund Manager is not obliged to accept the redemption request of the units at the value of the offering. The value of the units and their revenues are subject to fluctuations. The investment may not be suitable for all recipients of the advertisement; SambaCapital recommends that if they have any doubts, they should seek advice from their investment adviser. Fees and charges apply as per Terms and Conditions. Fees and charges relating to the security may apply on the date of the initial investment or when the investment is sold. Please refer to the T&Cs for more details on the risks involved while investing in the Fund. To obtain a copy of the T&Cs, information memorandum, fund reports to unitholders and financial statements, please visit our website www.sambacapital.com or call 800 755 7000 or visit your nearest SambaCapital investment center. SambaCapital or its affiliates may invest into the Fund and has or may have a position or holding in the securities concerned or in related securities. SambaCapital also carries on other independent securities business such as Corporate Finance, Investment Banking, Brokerage and Principal Investment. SambaCapital or its affiliates may provide or may have provided in the past 12 months, significant advice or securities business services to the issuers of securities, in which the Fund may invest from time to time or of related securities.

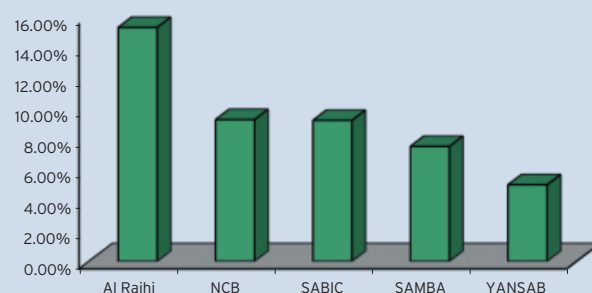
Sector Allocation



Performance since inception



Top Five Holdings*



*Top five holdings are selected based on their weight