

**AMANA COOPERATIVE INSURANCE COMPANY
(A SAUDI JOINT STOCK COMPANY)**

**UNAUDITED INTERIM CONDENSED FINANCIAL STATEMENTS AND
INDEPENDENT AUDITORS' REVIEW REPORT**

**FOR THE THREE-MONTH AND SIX-MONTH PERIODS ENDED
30 JUNE 2021**

**AMANA COOPERATIVE INSURANCE COMPANY
(A SAUDI JOINT STOCK COMPANY)
INTERIM CONDENSED FINANCIAL STATEMENTS (UNAUDITED)
FOR THE THREE-MONTH AND SIX-MONTH PERIODS ENDED 30 JUNE 2021**

INDEX

Description	Page
Independent auditors' review report on interim condensed financial statements	1 - 2
Interim condensed statement of financial position	3
Interim condensed statement of income	4
Interim condensed statement of comprehensive income	5
Interim condensed statement of changes in equity	6 - 7
Interim condensed statement of cash flows	8
Notes to the interim condensed financial statements	9 - 43

INDEPENDENT AUDITORS' REVIEW REPORT ON INTERIM CONDENSED FINANCIAL INFORMATION

The Shareholders
Amana Cooperative Insurance Company
(A Saudi Joint Stock Company)
Kingdom of Saudi Arabia

INTRODUCTION

We have reviewed the accompanying interim condensed statement of financial position of **Amana Cooperative Insurance Company** (the "Company") as at 30 June 2021 and the related interim condensed statements of income and comprehensive income for the three and six months periods then ended and interim condensed statements of changes in equity and cashflows for the six-month period then ended and other explanatory notes (the "interim condensed financial information"). Management is responsible for the preparation and presentation of this interim condensed financial information in accordance with International Accounting Standard 34 - "Interim Financial Reporting" ("IAS 34") that is endorsed in the Kingdom of Saudi Arabia. Our responsibility is to express a conclusion on this interim condensed financial information based on our review.

SCOPE OF REVIEW

We conducted our review in accordance with International Standard on Review Engagement 2410, "Review of interim financial information performed by the independent auditor of the entity", that is endorsed in the Kingdom of Saudi Arabia. A review of interim condensed financial information consists of making inquiries, primarily of persons responsible for financial and accounting matters, and applying analytical and other review procedures. A review is substantially less in scope than an audit conducted in accordance with International Standards on Auditing, that are endorsed in the Kingdom of Saudi Arabia and consequently does not enable us to obtain assurance that we would become aware of all significant matters that might be identified in an audit. Accordingly, we do not express an audit opinion.

CONCLUSION

Based on our review, nothing has come to our attention that causes us to believe that the accompanying interim condensed financial information is not prepared, in all material respects, in accordance with IAS 34, that is endorsed in the Kingdom of Saudi Arabia.

MATERIAL UNCERTAINTY RELATED TO GOING CONCERN

We draw attention to Note 2 to the accompanying interim condensed financial information, which indicates, among other things, that as of 30 June 2021, the accumulated losses represent 75.67% (31 December 2020: 61.46%) of the Company's share capital. As of the same date, the Company's solvency has reached -5.85% (31 December 2020: 45%). These events and conditions indicate a material uncertainty on the Company's ability to continue as a going concern. However, the board of directors considered various strategic options, including capital restructuring, to ensure the Company's going concern. Among such strategic options, on 15 November 2020, the Company signed a Non-Binding Memorandum with Saudi Enaya Cooperative Insurance Co. ("Enaya") to assess the merger's feasibility and has signed a binding merger agreement with Enaya on 29 April 2021 to take the necessary steps to implement the merger under relevant applicable laws and regulations, subject to obtaining the required approvals and completion of regulatory formalities.

Further, on 23 May 2021, the Company has reduced its share capital from SR 240 million to SR 130 million to absorb the Company's losses after completing the regulatory requirements as per the Capital Market Law and its Implementing Regulations to absorb the losses.

INDEPENDENT AUDITORS' REVIEW REPORT ON INTERIM CONDENSED FINANCIAL INFORMATION (continued)


MATERIAL UNCERTAINTY RELATED TO GOING CONCERN (continued)

Based on the above, the Company's management has assessed its ability to continue as a going concern and is satisfied that the Company's operations shall continue for the foreseeable future under the normal course of business. Accordingly, the interim condensed financial information has been prepared on the going concern basis.


Our conclusion is not qualified in respect of this matter.

For Al-Bassam & Co.

P.O. Box 69658
Riyadh 11557
Kingdom of Saudi Arabia



Ibrahim A. Al-Bassam
Certified Public Accountant


License No. 337



Date: 24 August 2021
corresponding to: 16 Muharram 1443H

Al Azem & Al Sudairy, Al Shaikh &
Partners Certified Public
Accountants
P.O. Box 10504
Riyadh 11443
Kingdom of Saudi Arabia



Abdullah M. Al Azem
Certified Public Accountant
License No. 335




**AMANA COOPERATIVE INSURANCE COMPANY
(A SAUDI JOINT STOCK COMPANY)
INTERIM CONDENSED STATEMENT OF FINANCIAL POSITION**

	Note	As at 30 June 2021 (Unaudited) SR '000	As at 31 December 2020 (Audited) SR '000
ASSETS			
Cash and cash equivalents	4	100,001	133,983
Short term deposits	5	40,000	40,000
Premiums and reinsurers' receivable - net	6	127,212	129,207
Reinsurers' share of unearned premiums	9(b)	1,628	2,056
Reinsurers' share of outstanding claims	9(a)	12,033	11,763
Reinsurers' share of claims incurred but not reported	9(a)	2,032	2,701
Deferred policy acquisition costs	9(d)	9,984	11,010
Available-for-sale investments	7	15,039	12,872
Held-to-maturity investments	7	49,245	49,045
Prepayments and other assets		15,376	21,511
Property and equipment		6,501	5,976
Intangible assets		767	900
Statutory deposit	13	36,000	36,000
Accrued commission income on statutory deposit	13	2,936	2,876
TOTAL ASSETS		418,754	459,900
LIABILITIES			
Policyholders claims payable		1,698	1,284
Accrued expenses and other liabilities		62,240	73,081
Reinsurance balances payable		27,760	22,550
Unearned premiums	9(b)	150,597	141,100
Unearned reinsurance commission	9(c)	377	456
Outstanding claims	9(a)	31,415	35,661
Claims incurred but not reported	9(a)	70,042	58,148
Premium deficiency reserve	9(a)	23,278	15,712
Other technical reserve	9(a)	5,051	4,795
Employees' end-of-service benefits		5,692	4,546
Surplus distribution payable		779	779
Provision for zakat and income tax	10	3,345	6,673
Accrued commission income payable to SAMA	13	2,936	2,876
TOTAL LIABILITIES		385,210	367,661
EQUITY			
Share capital	11	130,000	240,000
Accumulated losses		(98,365)	(147,503)
Actuarial loss on end-of-service benefits		(1,743)	(1,743)
Fair value reserve for available-for-sale investments		3,652	1,485
TOTAL EQUITY		33,544	92,239
TOTAL LIABILITIES AND EQUITY		418,754	459,900
Commitments and contingencies	12		

The accompanying notes 1 to 20 form an integral part of these interim condensed financial statements.


Finance Manager



Board Member



Chief Executive Officer


AMANA COOPERATIVE INSURANCE COMPANY
(A SAUDI JOINT STOCK COMPANY)
INTERIM CONDENSED STATEMENT OF INCOME

Note	For the three-month period ended		For the six-month period ended	
	30 June 2021 (Unaudited)	30 June 2020 (Unaudited)	30 June 2021 (Unaudited)	30 June 2020 (Unaudited)
	SR '000		SR '000	
REVENUES				
	88,929	65,491	166,907	168,888
9(b)	(653)	(811)	(2,661)	(4,270)
9(b)	(17,468)	(9,632)	(26,775)	(11,979)
	70,808	55,048	137,471	152,639
	(7,286)	(3,449)	(9,925)	(44,005)
	63,522	51,599	127,546	108,634
9(c)	234	480	622	1,232
	(23)	5,983	696	9,317
	63,733	58,062	128,864	119,183
UNDERWRITING COSTS AND EXPENSES				
	(74,775)	(46,206)	(156,083)	(95,825)
	9,916	21,522	30,731	34,468
	(64,859)	(24,684)	(125,352)	(61,357)
	16,541	(4,202)	4,246	(859)
	(4,284)	(462)	270	526
	(18,794)	(4,750)	(11,894)	(12,053)
	(214)	(365)	(669)	(1,428)
	(71,610)	(34,463)	(133,399)	(75,171)
	(5,056)	3,407	(7,566)	3,431
	5	(99)	(256)	(203)
9(d)	(6,375)	(5,473)	(12,281)	(11,176)
	(4,705)	(3,573)	(11,251)	(6,922)
	(87,741)	(40,201)	(164,753)	(90,041)
	(24,008)	17,861	(35,889)	29,142
OTHER OPERATING EXPENSES				
6	(397)	(2,556)	191	(1,563)
	(16,424)	(12,238)	(30,252)	(23,689)
	1,236	1,537	3,054	3,295
	(15,585)	(13,257)	(27,007)	(21,957)
	(39,593)	4,604	(62,896)	7,185
10	149	(638)	2,484	(856)
	(39,444)	3,966	(60,412)	6,329
	-	(343)	-	(461)
	(39,444)	3,623	(60,412)	5,868
(Loss) / earnings per share - basic and diluted for the period - adjusted (SR)				
14	(3.03)	0.28	(4.65)	0.45
Weighted average number of shares in issue throughout the period-adjusted				
14	13,000	13,000	13,000	13,000

The accompanying notes 1 to 20 form an integral part of these interim condensed financial statements.


Finance Manager


Board Member



Chief Executive Officer


AMANA COOPERATIVE INSURANCE COMPANY
(A SAUDI JOINT STOCK COMPANY)
INTERIM CONDENSED STATEMENT OF COMPREHENSIVE INCOME

	Note	For the three-month period ended		For the six-month period ended	
		30 June 2021 (Unaudited)	30 June 2020 (Unaudited)	30 June 2021 (Unaudited)	30 June 2020 (Unaudited)
		SR '000		SR '000	
Net (loss) / income after zakat		(39,444)	3,966	(60,412)	6,329
Other comprehensive income / (loss):					
<i>Items that may be reclassified to statements of income in subsequent years</i>					
- Change in fair value of available-for-sale investments	7	2,190	529	2,167	(1,634)
Total comprehensive (loss) / income		(37,254)	4,495	(58,245)	4,695
Total comprehensive loss attributable to the insurance operations		-	(343)	-	(461)
Net comprehensive (loss) / income attributable to the shareholders		(37,254)	4,152	(58,245)	4,234

The accompanying notes 1 to 20 form an integral part of these interim condensed financial statements.


Finance Manager


Board Member



Chief Executive Officer

AMANA COOPERATIVE INSURANCE COMPANY
(A SAUDI JOINT STOCK COMPANY)
INTERIM CONDENSED STATEMENT OF CHANGES IN EQUITY
FOR THE SIX-MONTH PERIOD ENDED 30 JUNE 2021

	Note	Share capital	Accumulated losses	Actuarial loss on end-of-service benefits	Fair value reserve for available-for-sale investment	Total
		SR '000				
Balance as at 01 January 2021 (Audited)		240,000	(147,503)	(1,743)	1,485	92,239
Comprehensive income for the period:						
Change in fair value of available-for-sale investments	7	-	-	-	2,167	2,167
Total loss for the period attributable to the shareholders		-	(60,412)	-	-	(60,412)
Total comprehensive loss for the period		-	(60,412)	-	2,167	(58,245)
Capital Reduction		(110,000)	110,000	-	-	-
Transaction cost for Capital Reduction		-	(450)	-	-	(450)
Balance as at 30 June 2021 (Unaudited)		130,000	(98,365)	(1,743)	3,652	33,544

The accompanying notes 1 to 20 form an integral part of these interim condensed financial statements.


Finance Manager



Board Member


Chief Executive Officer


**AMANA COOPERATIVE INSURANCE COMPANY
(A SAUDI JOINT STOCK COMPANY)
INTERIM CONDENSED STATEMENT OF CHANGES IN EQUITY
FOR THE SIX-MONTH PERIOD ENDED 30 JUNE 2021**

Note	Share capital	Accumulated losses	Actuarial loss on end-of-service benefits	Fair value reserve for available-for-sale investment	Total
	SR '000				
Balance as at 01 January 2020 (Audited)	240,000	(85,666)	(539)	3,060	156,855
Comprehensive income for the period:					
Change in fair value of available-for-sale investments	-	-	-	(1,634)	(1,634)
Total income for the period attributable to the shareholders	-	5,868	-	-	5,868
Total comprehensive income / (loss) for the period	-	5,868	-	(1,634)	4,234
Balance as at 30 June 2020 (Unaudited)	<u>240,000</u>	<u>(79,798)</u>	<u>(539)</u>	<u>1,426</u>	<u>161,089</u>


The accompanying notes 1 to 20 form an integral part of these interim condensed financial statements.



Finance Manager



Board Member






Chief Executive Officer

**AMANA COOPERATIVE INSURANCE COMPANY
(A SAUDI JOINT STOCK COMPANY)
INTERIM CONDENSED STATEMENT OF CASH FLOWS**

	Note	For the six-month period ended	
		30 June 2021	30 June 2020
		(Unaudited) SR '000	(Unaudited) SR '000
CASH FLOWS FROM OPERATING ACTIVITIES			
Total (loss) / income before zakat and income tax		(62,896)	7,185
Adjustments for non-cash items:			
Depreciation and amortization		879	815
(Reversal) / charge of provision for doubtful debts	6	(191)	1,563
Amortization of held-to-maturity investments	7	(200)	(201)
Provision for employees' end-of-service benefits		1,337	934
		<u>(61,071)</u>	<u>10,296</u>
Changes in operating assets and liabilities:			
Premiums and reinsurers' receivable		2,186	(93,135)
Reinsurers' share of unearned premiums		428	1,139
Reinsurers' share of outstanding claims		(270)	(526)
Reinsurers' share of claims incurred but not reported		669	1,428
Deferred policy acquisition costs		1,026	(4,289)
Prepaid expenses and other assets		6,135	2,948
Policyholders claims payable		414	(49)
Accrued expenses and other liabilities		(10,841)	9,897
Reinsurers' balances payable		5,210	(7,981)
Unearned premiums		9,497	42,866
Unearned reinsurance commission		(79)	(152)
Outstanding claims		(4,246)	859
Claims incurred but not reported		11,894	12,053
Premium deficiency reserve		7,566	(3,431)
Other technical reserves		256	203
		<u>(31,226)</u>	<u>(27,874)</u>
Employees' end-of-service benefits paid		(191)	(711)
Zakat and income tax paid	10	(844)	-
Net cash used in operating activities		<u>(32,261)</u>	<u>(28,585)</u>
CASH FLOWS FROM INVESTING ACTIVITIES			
Short term deposits		-	35,898
Purchase of property, equipment and intangibles		(1,271)	(1,526)
Purchase of long term deposit		-	(10,000)
Net cash (used in) / generated from investing activities		<u>(1,271)</u>	<u>24,372</u>
CASH FLOWS FROM FINANCING ACTIVITIES			
Transaction cost for capital reduction		(450)	-
Net cash used in financing activities		<u>(450)</u>	<u>-</u>
Net change in cash and cash equivalents		<u>(33,982)</u>	<u>(4,213)</u>
Cash and cash equivalents at the beginning of the period		133,983	44,515
Cash and cash equivalents at the end of the period		<u>100,001</u>	<u>40,302</u>
Supplemental non-cash information:			
Transfer from capital work in progress to property and equipment		-	480
Changes in fair values of available-for-sale investments - net	7	2,167	(1,634)
		<u>2,167</u>	<u>(1,154)</u>

The accompanying notes 1 to 20 form an integral part of these interim condensed financial statements:

Finance Manager Board Member Chief Executive Officer

**AMANA COOPERATIVE INSURANCE COMPANY
(A SAUDI JOINT STOCK COMPANY)
NOTES TO THE INTERIM CONDENSED FINANCIAL STATEMENTS (UNAUDITED)
FOR THE THREE-MONTH AND SIX-MONTH PERIODS ENDED 30 JUNE 2021**

1 ORGANIZATION AND PRINCIPAL ACTIVITIES

Amana Cooperative Insurance Company (the "Company") is a Saudi joint stock company established in Riyadh, Kingdom of Saudi Arabia by Royal Decree Number M/35 dated Jumada Al-Akher 3, 1431 H (corresponding to May 17, 2010), and registered in the Kingdom of Saudi Arabia under Commercial Registration No. 1010288711 dated Jumada Al-Akher 10, 1431 H (corresponding to May 24, 2010). The Company's head office is at Salah-uddin Al-Ayubi Street P.O. Box 27986, Riyadh 11427, Kingdom of Saudi Arabia.

The objective of the Company is to engage in providing insurance services in accordance with its Articles of Association and By-laws and the applicable regulations in the Kingdom of Saudi Arabia.

On 31 July 2003, corresponding to 2 Jumada II 1424H, the Law on the Supervision of Cooperative Insurance Companies ("Insurance Law") was promulgated by Royal Decree Number (M/32). During March 2008, the Saudi Central Bank ("SAMA"), as the principal authority responsible for the application and administration of the Insurance Law and its Implementing Regulations, granted the Company a license to transact insurance activities in the Kingdom of Saudi Arabia.

It was approved to update the Company's by-laws to comply with the new companies' regulations, issued by royal decree no.m/3 on 28/01/1437 H and this is as per the extraordinary general assembly meeting on 23/09/1438 H, corresponding June 18, 2017.

2 BASIS OF PREPARATION

(a) Basis of presentation and measurement

The interim condensed financial information (interim condensed financial statements) of the Company as at and for the period ended 30 June 2021 have been prepared in accordance with International Accounting Standard 34 "Interim Financial Reporting" (IAS 34) as endorsed in Kingdom of Saudi Arabia and other standards and pronouncements issued by the Saudi Organization of Chartered and Professional Accountants ("SOCPA").

The interim condensed financial statements have been prepared under the going concern basis and the historical cost basis except for the measurement at fair value of "available-for-sale investments" and employees end-of-service benefits at present value.

The Company presents its interim condensed statement of financial position in order of liquidity. As required by the Saudi Arabian Insurance Regulations, the Company maintains separate books of accounts for Insurance Operations and Shareholders' Operations and presents the interim condensed financial statements accordingly (note 18). Assets, liabilities, revenues and expenses clearly attributable to either activity are recorded in the respective accounts. The basis of allocation of expenses from joint operations is determined and approved by the management and the Board of Directors.

The interim condensed statements of financial position, income, other comprehensive income and cash flows of the insurance operations and shareholders operations which are presented in note 18 of these interim condensed financial statements have been provided as supplementary interim condensed financial information to comply with the requirements of the guidelines issued by SAMA implementing regulations and is not required under IFRSs. SAMA implementing regulations requires the clear segregation of the assets, liabilities, income and expenses of the insurance operations and the shareholders operations. Accordingly, the interim condensed statement of financial position, interim condensed statement of income, interim condensed statement of comprehensive income and interim condensed statement of cash flows prepared for the insurance operations and shareholders operations as referred to above, reflect only the assets, liabilities, income, expenses and comprehensive gains or losses of the respective operations.

**AMANA COOPERATIVE INSURANCE COMPANY
(A SAUDI JOINT STOCK COMPANY)
NOTES TO THE INTERIM CONDENSED FINANCIAL STATEMENTS (UNAUDITED) (CONTINUED)
FOR THE THREE-MONTH AND SIX-MONTH PERIODS ENDED 30 JUNE 2021**

2 BASIS OF PREPARATION (CONTINUED)

(a) Basis of presentation and measurement (continued)

In preparing the Company-level financial statements in compliance with IFRSs, the balances and transactions of the insurance operations are amalgamated and combined with those of the shareholders' operations. Inter-operation balances and transactions are eliminated in full during amalgamation. The accounting policies adopted for the insurance operations and shareholders operations are uniform for like transactions and events in similar circumstances.

The interim condensed financial statements do not include all the information and disclosures required in the annual financial statements, and should be read in conjunction with the Company's annual financial statements as at 31 December

(b) Functional and presentation currency

The interim condensed financial statements have been prepared in Saudi Arabian Riyals (SR), which is also the functional currency of the Company. All financial information presented in SR has been rounded off to the nearest thousand, unless otherwise stated.

(c) Critical accounting judgments, estimates and assumptions

The preparation of interim condensed financial statements requires management to make judgments, estimates and assumptions that affect the application of accounting policies and the reported amounts of assets and liabilities, income and expense. Actual results may differ from these estimates.

In preparing these interim condensed financial statements, the significant judgments made by management in applying the Company's accounting policies and the key sources of estimation uncertainty including the risk management policies were the same as those that applied to the annual financial statements as at and for the year ended 31 December 2020.

Going concern

The Company's accumulated losses as of 30 June 2021 are 75.67% (31 December 2020: 61.46%) of the Company's share capital, and as of the same date, the Company's solvency has reached -5.85% (31 December 2020: 45%). These events and conditions indicate a material uncertainty on the Company's ability to continue as a going concern. However, various strategic options, including capital restructuring, were considered by the Board of Directors to ensure the Company's going concern. Among such strategic options, on 15 November 2020, the Company has signed a Non-Binding Memorandum with Saudi Enaya Cooperative Insurance Co. ("Enaya") to assess the merger's feasibility and has signed a binding merger agreement with Enaya on 29 April 2021 to take the necessary steps to implement the merger under relevant applicable laws and regulations, subject to obtaining the required approvals.

AMANA COOPERATIVE INSURANCE COMPANY
(A SAUDI JOINT STOCK COMPANY)
NOTES TO THE INTERIM CONDENSED FINANCIAL STATEMENTS (UNAUDITED) (CONTINUED)
FOR THE THREE-MONTH AND SIX-MONTH PERIODS ENDED 30 JUNE 2021

2 BASIS OF PREPARATION (CONTINUED)

(c) Critical accounting judgments, estimates and assumptions (continued)

Going concern (continued)

Further, on 23 May 2021, the Company reduced its share capital from SR 240 million to SR 130 million to absorb the accumulated losses after completing the regulatory requirements as per the Capital Market Law and its Implementing Regulations. Based on the above, the management is satisfied that the Company will continue as a going concern in the foreseeable future.

3 SIGNIFICANT ACCOUNTING POLICIES AND NEW STANDARDS ISSUED BUT NOT YET EFFECTIVE

(a) Significant accounting policies

The significant accounting policies adopted in the preparation of these interim condensed financial statements are consistent with those followed in the preparation of the Company's annual financial statements for the year ended 31 December 2020.

(b) New standards issued but not yet effective

The standards and interpretations that are issued, but not yet effective, up to the date of issuance of the Company's interim financial statements are disclosed below. The Company intends to adopt these standards, if applicable, when they become effective.

IFRS 9 Financial Instruments

IFRS 9, as issued, reflects the first phase of the IASB's work though the adoption date is subject to the recently issued Exposure Draft on the replacement of IAS 39 and applies to classification and measurement of financial assets and liabilities as defined in IAS 39. The standard was initially effective for annual periods beginning on or after 1 January 2013, but Amendments to IFRS 9 Mandatory Effective Date of IFRS 9 and Transition Disclosures, issued in December 2011, moved the mandatory effective date to 1 January 2015.

However, on 19 November 2013, the IASB issued IFRS 9 Financial Instruments (Hedge Accounting and amendments to IFRS 9) amending IFRS 9 to include the new general hedge accounting model. In its February 2014 meeting, the IASB decided that IFRS 9 would be mandatorily effective for annual reporting periods beginning on or after 1 January 2018 with an optional temporary exception to defer the application of IFRS 9 till 1 January 2022 for companies whose activities are predominantly connected with insurance. In line with other insurance companies in the Kingdom of Saudi Arabia, the Company deferred the application of IFRS 9 till 1 January 2023 to match with the adoption of IFRS 17.

IFRS 17 Insurance Contracts

The IASB issued IFRS 17 in May 2017. IFRS 17 will be mandatorily effective for annual reporting periods beginning on or after 1 January 2023. Once effective, IFRS 17 replaces IFRS 4 Insurance Contracts that was issued in 2005. The overall objective of IFRS 17 is to provide a more useful and consistent accounting model for insurance contracts among entities issuing insurance contracts globally. The Company is in the process of assessing the impact of IFRS 17.

AMANA COOPERATIVE INSURANCE COMPANY
(A SAUDI JOINT STOCK COMPANY)
NOTES TO THE INTERIM CONDENSED FINANCIAL STATEMENTS (UNAUDITED) (CONTINUED)
FOR THE THREE-MONTH AND SIX-MONTH PERIODS ENDED 30 JUNE 2021

4 CASH AND CASH EQUIVALENTS

	30 June 2021 (Unaudited)			31 December 2020 (Audited)		
	Insurance operations	Shareholders' operations	Total	Insurance operations	Shareholders' operations	Total
	SR '000			SR '000		
Cash at bank	29,235	21,097	50,332	35,591	17,755	53,346
Cash in hand	71	-	71	76	-	76
Deposits maturing within 3 months from acquisition	-	49,598	49,598	-	80,561	80,561
	29,306	70,695	100,001	35,667	98,316	133,983

All bank balances and deposits are placed with SAMA regulated local banks with sound credit ratings under Standard and Poor's and Moody's rating methodology. The deposits earn commission at an average rate of 0.60% per annum as at 30 June 2021 (31 December 2020: 0.78%)

5 SHORT TERM DEPOSITS

Short term deposits are placed with local banks with an original maturity of more than three months from the date of acquisition and earning profit at an average rate 5.10% per annum (31 December 2020: 4.22% per annum). Further, these deposits have maturities maximum up to 16 November 2021. The carrying amounts of short term deposits reasonably approximate their fair values at the reporting date.

Short term deposits are placed with counterparties with sound credit ratings under Standard and Poor's and Moody's ratings methodology.

6 PREMIUMS AND REINSURERS' RECEIVABLE - NET

	Note	30 June 2021 (Unaudited) SR '000	31 December 2020 (Audited) SR '000
Receivables comprise of the amounts due from the following:			
Policyholders		47,734	56,484
Brokers and agents		69,524	76,641
Related parties	16	5,164	3,746
Receivables from reinsurers		54,717	42,454
		177,139	179,325
Less: provision for doubtful receivables		(49,927)	(50,118)
Premiums and reinsurers' receivable – net		127,212	129,207

The movement in the provision for doubtful receivables is as follows:

Beginning balance	50,118	26,938
(Reversal) / Charge made during the period / year	(191)	23,180
Ending balance	49,927	50,118

7 INVESTMENTS

Investments are classified as follows:

	30 June 2021 (Unaudited)			31 December 2020 (Audited)		
	Insurance operations	Shareholders' operations	Total	Insurance operations	Shareholders' operations	Total
	SR '000			SR '000		
Available-for-sale investments	1,923	13,116	15,039	1,923	10,949	12,872
Held-to-maturity investments	-	49,245	49,245	-	49,045	49,045
	1,923	62,361	64,284	1,923	59,994	61,917

**AMANA COOPERATIVE INSURANCE COMPANY
(A SAUDI JOINT STOCK COMPANY)
NOTES TO THE INTERIM CONDENSED FINANCIAL STATEMENTS (UNAUDITED) (CONTINUED)
FOR THE THREE-MONTH AND SIX-MONTH PERIODS ENDED 30 JUNE 2021**

7 INVESTMENTS (CONTINUED)

7.1 Available-for-sale investment in insurance operation represents the Company's shareholding in Najm for insurance services company ("Najm") which is 3.85% (31 December 2020: 3.85%) of Najm's capital amounting to SR 1.92 million (31 December 2020: SR 1.92 million).

7.2 Investments for shareholders' operations comprised as follows:

		30 June 2021 (Unaudited) SR '000	31 December 2020 (Audited) SR '000
	Note		
Available-for-sale investments - Listed shares and REIT Funds (Domestic)	7.4	13,116	10,949
Held-to-maturity investments - Debt instruments (Domestic)	7.3	44,048	44,035
Held-to-maturity investments - Debt instruments (International)	7.3	5,197	5,010
		<u>62,361</u>	<u>59,994</u>

7.3 The investment represents sukuk earning average profit at a rate of 3.18% per annum (31 December 2020: 3.40% per annum) having maturities up to 20 April 2027.

7.4 The movements in available-for-sale investments for shareholders' operations are as follows:

	30 June 2021 (Unaudited) SR '000	31 December 2020 (Audited) SR '000
Opening balance	10,949	17,375
Disposals at cost	-	(4,851)
Change in fair value of available-for-sale investments	2,167	648
Transferred from fair value reserve to income for the period / year	-	(2,223)
Closing balance	<u>13,116</u>	<u>10,949</u>

7.5 The movements in held-to-maturity investments for shareholders' operations are as follows:

	30 June 2021 (Unaudited) SR '000	31 December 2020 (Audited) SR '000
Opening balance	49,045	48,640
Amortization for the period / year	200	405
Closing balance	<u>49,245</u>	<u>49,045</u>

7.6 There was no movement in the investments pertaining to insurance operations.

8 FAIR VALUES OF FINANCIAL INSTRUMENTS

Fair value is the price that would be received to sell an asset or paid to transfer a liability in an orderly transaction between the market participants at the measurement date. The fair value measurement is based on the presumption that the transaction takes place either:

- in the accessible principal market for the assets or liability, or
- in the absence of a principal market, in the most advantageous accessible market for the asset or liability

(a) Determination of fair value and fair value hierarchy

The Company uses the following hierarchy for determining the fair value of financial instruments:

- Level 1 - quoted prices in active markets for the same or identical instrument that an entity can access at the measurement date;
- Level 2 - quoted prices in active markets for the similar assets and liabilities or other valuation techniques for which all significant inputs are based on the observable market data; and
- Level 3 - valuation techniques for which any significant input is not based on the observable market data.

AMANA COOPERATIVE INSURANCE COMPANY
(A SAUDI JOINT STOCK COMPANY)
NOTES TO THE INTERIM CONDENSED FINANCIAL STATEMENTS (UNAUDITED) (CONTINUED)
FOR THE THREE-MONTH AND SIX-MONTH PERIODS ENDED 30 JUNE 2021

8 FAIR VALUES OF FINANCIAL INSTRUMENTS (CONTINUED)

(b) Carrying amounts and fair value

The following table shows the carrying amount and fair values of financial assets and financial liabilities, including their levels in the fair value hierarchy for the financial instruments measured at fair value. It does not include fair value information for the financial assets and financial liabilities not measured at fair value if the carrying amount is a reasonable approximation to fair value.

	30 June 2021 (Unaudited)				
	Carrying value	Level 1	Level 2	Level 3	Total
	SR '000	SR '000	SR '000	SR '000	SR '000
<u>Available for sale investments</u>					
- Shares and REIT Funds	15,039	13,116	-	1,923	15,039
	<u>15,039</u>	<u>13,116</u>	<u>-</u>	<u>1,923</u>	<u>15,039</u>
	31 December 2020 (Audited)				
	Carrying value	Level 1	Level 2	Level 3	Total
	SR '000	SR '000	SR '000	SR '000	SR '000
<u>Available for sale investments</u>					
- Shares and REIT Funds	12,872	10,949	-	1,923	12,872
	<u>12,872</u>	<u>10,949</u>	<u>-</u>	<u>1,923</u>	<u>12,872</u>

There were no transfers between the Levels during the six-month period ended 30 June 2021 and the year ended 31 December 2020.

(c) Measurement of fair value

Available-for-sale investment at level 3 represents unquoted securities amounted to SR 1.9 million in respect of the Company's share in the capital of Najm. As at 30 June 2021 and 31 December 2020, the investment has not been measured at fair value in the absence of active market or other means of measuring their fair value reliably. However, the management believes that there is no major difference between the carrying value and fair value of the investment.

9 TECHNICAL RESERVES

(a) Net Outstanding Claims and Reserves

	30 June 2021 (Unaudited)	31 December 2020 (Audited)
	SR '000	SR '000
Outstanding claims	31,415	35,661
Claims incurred but not reported	70,042	58,148
Premium deficiency reserve	23,278	15,712
Other technical reserves	5,051	4,795
	<u>129,786</u>	<u>114,316</u>
Less:		
Reinsurers' share of outstanding claims	(12,033)	(11,763)
Reinsurers' share of claims incurred but not reported	(2,032)	(2,701)
	<u>(14,065)</u>	<u>(14,464)</u>
Net outstanding claims and other reserves	<u>115,721</u>	<u>99,852</u>

**AMANA COOPERATIVE INSURANCE COMPANY
(A SAUDI JOINT STOCK COMPANY)
NOTES TO THE INTERIM CONDENSED FINANCIAL STATEMENTS (UNAUDITED) (CONTINUED)
FOR THE THREE-MONTH AND SIX-MONTH PERIODS ENDED 30 JUNE 2021**

9 TECHNICAL RESERVES (CONTINUED)

(b) Movement in unearned premiums	30 June 2021 (Unaudited)			31 December 2020 (Audited)		
	Gross	Reinsurance	Net	Gross	Reinsurance	Net
	SR '000			SR '000		
Opening balance	141,100	(2,056)	139,044	100,911	(4,866)	96,045
Premiums written during the period / year	166,907	(2,661)	164,246	329,519	(5,361)	324,158
Excess of loss expense	-	(26,775)	(26,775)	-	(44,637)	(44,637)
Premiums earned during the period / year	(157,410)	29,864	(127,546)	(289,330)	52,808	(236,522)
Closing balance	150,597	(1,628)	148,969	141,100	(2,056)	139,044

(c) Unearned reinsurance commission	30 June	31 December
	2021	2020
	(Unaudited)	(Audited)
	SR '000	SR '000
Opening balance	456	1,057
Reinsurance commission received during the period / year	543	1,391
Reinsurance commission earned during the period / year	(622)	(1,992)
Closing balance	377	456

(d) Movement in deferred policy acquisition costs

Opening balance	11,010	8,328
Incurred during the period / year	11,255	27,523
Amortized during the period / year	(12,281)	(24,841)
Closing balance	9,984	11,010

10 PROVISION FOR ZAKAT AND INCOME TAX

Opening balance	6,673	2,859
Charge for the period / year	277	822
(Reversal) / charge for prior periods / year	(2,761)	3,742
	(2,484)	4,564
Paid during the period / year	(844)	(750)
Closing balance	3,345	6,673

The Company has filed its zakat return to Zakat, Tax and Customs Authority upto the year 2020. All the assessments up to the year 2016 have been settled, and a final certificate has been obtained. During the year 2020, Zakat, Tax and Customs Authority issued zakat assessment for the years 2017 and 2018, amounting to 6.2 million. The Company has filed objection against the assessment and the management believes that there is a high probability that the liability can be reduced to 3.7 million. On 4 May 2020, the Company also received assessments along with penalties in respect of Value Added Tax ("VAT") for the years 2018 and 2019 amounting to 1.6 million. The Company objected to the penalties which have been reversed by them and are under process for refund.

11 SHARE CAPITAL

As at 31 December 2020, the authorized, subscribed and paid up share capital of the Company was SR 240 million, divided into 24 million shares of SR 10 each. On 07 December 2020, the Board of Directors had recommended reducing the Company's share capital from SR 240 million to SR 130 million divided into 13 million shares by off-setting with accumulated losses. In an extra-ordinary general meeting (second meeting) held on 11th Shawwal, 1442H corresponding to 23 May 2021, the shareholders' of the Company approved the reduction and the required changes in the Company by-laws relating to this reduction. Accordingly, the share capital and accumulated losses have been reduced by SR 110 million. The purpose of capital reduction is to restructure the capital position of the Company in order to meet the compliance with the Companies Law. There was no impact of capital reduction on the Company's financial obligations.

AMANA COOPERATIVE INSURANCE COMPANY
(A SAUDI JOINT STOCK COMPANY)
NOTES TO THE INTERIM CONDENSED FINANCIAL STATEMENTS (UNAUDITED) (CONTINUED)
FOR THE THREE-MONTH AND SIX-MONTH PERIODS ENDED 30 JUNE 2021

12 COMMITMENTS AND CONTINGENCIES

(a) The Company's commitments and contingencies are as follows:

	30 June 2021 (Unaudited)	31 December 2020 (Audited)
	SR '000	SR '000
Capital work in progress	<u>2,782</u>	<u>3,829</u>

(b) The Company operates in insurance industry and is subject to legal proceedings in the normal course of business. While it is not possible to forecast or determine the final results of all pending or threatened legal proceedings, the management does not believe that such proceedings (including litigations) will have a material effect on its results and financial position.

13 STATUTORY DEPOSIT

Statutory deposit represents 28% of the paid up capital of the Company which is maintained with local bank designated by SAMA in accordance with the Cooperative Insurance Companies Control Law for insurance companies. Further, subsequent to the period end, on 27 July 2021, the Company has obtained approval from SAMA to withdraw SR 16.50 million from the statutory deposit.

Accrued interest on the statutory deposit amounting to SR 2.93 million (31 December 2020: SR 2.88 million) has been presented in the interim condensed statement of financial position.

14 (LOSS) / EARNINGS PER SHARE

Basic and diluted loss per share for the period have been calculated by dividing the total net loss for the period by the weighted average number of shares in issue throughout the period.

	Note	30 June 2021 (Unaudited)	30 June 2020 (Unaudited) (Restated)
Net (loss) / income for the period (SR '000)		(60,412)	5,868
Weighted average number of shares throughout the period (thousands)	14.2	13,000	13,000
Basic and diluted (loss) / income per share		(4.65)	0.45

14.1 The weighted average number of shares for the periods ended 30 June 2021 and 30 June 2020 have been arrived at by taking the effect of reduction in the share capital.

14.2 Movement during the period

	<u>In thousands</u>
Number of issued shares as at 01 January 2021	24,000
Number of shares cancelled during the period	(11,000)
Weighted average number of shares as at 30 June 2021	<u>13,000</u>

15 CAPITAL MANAGEMENT

The Company manages its capital to ensure that it is able to continue as going concern and comply with the SAMA's capital requirements while maximizing the return to stakeholders through the optimization of the debt and equity balance. The capital structure of the Company consists of equity attributable to shareholders comprising paid capital and accumulated deficit.

The Company maintains its capital as per guidelines laid out by SAMA in Article 66 table 3 and 4 of the Implementing Regulations detailing the solvency margin required to be maintained. According to the article, the Company shall maintain solvency margin equivalent to the highest of the following three methods as per SAMA Implementing Regulations:

- Minimum Capital Requirement of SAR 100 million
- Premium Solvency Margin
- Claims Solvency Margin

In the opinion of the Board of Directors, the Company has fully complied with the externally imposed capital requirements during the reported financial period.

AMANA COOPERATIVE INSURANCE COMPANY
(A SAUDI JOINT STOCK COMPANY)
NOTES TO THE INTERIM CONDENSED FINANCIAL STATEMENTS (UNAUDITED)
(CONTINUED)
FOR THE THREE-MONTH AND SIX-MONTH PERIODS ENDED 30 JUNE 2021

16 RELATED PARTY TRANSACTIONS AND BALANCES

Related parties represent major shareholders, directors and key management personnel of the Company, and companies of which they are principal owners and any other entities controlled, jointly controlled or significantly influenced by them. Pricing policies and terms of these transactions are approved by the Company's management and Board of Directors. The following are the details of the major related party transactions during the year and the related balances:

DUE FROM RELATED PARTIES	<i>Amounts of transactions</i>		<i>Balances as at</i>	
	30 June 2021 (Unaudited) SR '000	30 June 2020 (Unaudited) SR '000	30 June 2021 (Unaudited) SR '000	31 December 2020 (Audited) SR '000
<i>Entities controlled, jointly controlled or significantly influenced by related parties</i>				
El Seif companies group				
- Insurance premium written	4,482	29,202	4,790	3,304
- Paid claims	341	7,119	-	-
	4,823	36,321	4,790	3,304
El Tukhy companies group				
- Insurance premium written	-	-	356	356
- Paid claims	-	-	-	-
	-	-	356	356
Al Durra Al Raeda Co				
- Insurance premium written	43	-	18	71
- Paid claims	-	-	-	-
	43	-	18	71
Naif Al Sudairy				
- Insurance premium written	-	-	-	15
- Paid claims	-	-	-	-
	-	-	-	15
Globe-Med				
- Volume rebate	-	-	8,500	7,500
	-	-	8,500	7,500
Total	4,866	36,321	13,664	11,246
Less: provision for doubtful receivables			(228)	(304)
Due from related parties, net			13,436	10,942

AMANA COOPERATIVE INSURANCE COMPANY
(A SAUDI JOINT STOCK COMPANY)
NOTES TO THE INTERIM CONDENSED FINANCIAL STATEMENTS (UNAUDITED)
(CONTINUED)

FOR THE THREE-MONTH AND SIX-MONTH PERIODS ENDED 30 JUNE 2021

16 RELATED PARTY TRANSACTIONS AND BALANCES (CONTINUED)

The movement in the provision for doubtful receivables regarding related parties was as following:

	30 June 2021 (Unaudited) SR '000	31 December 2020 (Audited) SR '000
Opening balance	304	408
Reversal during the period / year	(76)	(104)
Closing balance	<u>228</u>	<u>304</u>

DUE TO RELATED PARTIES

	<i>Amounts of transactions</i>		<i>Balances as at</i>	
	30 June 2021 (Unaudited) SR '000	30 June 2020 (Unaudited) SR '000	30 June 2021 (Unaudited) SR '000	31 December 2020 (Audited) SR '000
Board of Directors & related committee				
Bonus and other allowances	726	712	1,056	1,563
Globe-Med (Group entity)				
Administration fees for handling medical claims and others	3,248	5,046	1,364	356
	<u>3,974</u>	<u>5,758</u>	<u>2,420</u>	<u>1,919</u>

Key management personnel are persons having authority and responsibility for planning, directing and controlling the activities of the Company, directly or indirectly and comprise top management executives including the Chief Executive Officer, and the Chief Operating Officer of the Company.

The compensation of key management personnel during the period is as follows:

	30 June 2021 (Unaudited) SR '000	30 June 2020 (Unaudited) SR '000
Salaries and other allowances	1,106	2,142
End of service indemnities	53	94
	<u>1,159</u>	<u>2,236</u>

17 SEGMENT INFORMATION

Consistent with the Company's internal reporting process, insurance operating segments have been approved by the Management in respect of the Company's activities, assets and liabilities as stated below.

Segment results do not include general and administrative expenses, allowance for doubtful debts. Accordingly, they are included in unallocated expenses or income.

AMANA COOPERATIVE INSURANCE COMPANY
(A SAUDI JOINT STOCK COMPANY)
NOTES TO THE INTERIM CONDENSED FINANCIAL STATEMENTS (UNAUDITED) (CONTINUED)
FOR THE THREE-MONTH AND SIX-MONTH PERIODS ENDED 30 JUNE 2021

17 SEGMENT INFORMATION (CONTINUED)

Segment assets do not include insurance operations' property and equipment, investments, prepayments and other assets, premiums and reinsurance balances receivable, cash and cash equivalents and time deposits. Accordingly they are included in unallocated assets. Segment liabilities do not include employees' end-of-service benefits, and reinsurance balances payable, accrued expenses and other liabilities and surplus distribution payable to policyholders. Accordingly they are included in unallocated liabilities.

	For the three-month period ended 30 June 2021 (Unaudited)						
	Medical	Motor	Property & casualty	Unallocated	Total - Insurance operations	Shareholders' operations	Total
Operating segment							
Revenues							
Gross premiums written							
- Corporate	9,030	2,351	711	-	12,092	-	12,092
- Medium	7,991	325	48	-	8,364	-	8,364
- Small	12,426	43,385	91	-	55,902	-	55,902
- Very small	11,529	1,042	-	-	12,571	-	12,571
- Individual	-	-	-	-	-	-	-
	40,976	47,103	850	-	88,929	-	88,929
Reinsurance premiums ceded							
- Local	-	-	(1)	-	(1)	-	(1)
- International (includes premium ceded through local broker)	-	-	(652)	-	(652)	-	(652)
	-	-	(653)	-	(653)	-	(653)
Excess of loss expenses	(17,096)	(315)	(57)	-	(17,468)	-	(17,468)
Net premiums written	23,880	46,788	140	-	70,808	-	70,808
Changes in unearned premiums - net	20,430	(27,992)	276	-	(7,286)	-	(7,286)
Net premiums earned	44,310	18,796	416	-	63,522	-	63,522
Reinsurance commissions	-	-	234	-	234	-	234
Other underwriting income	(184)	-	161	-	(23)	-	(23)
Total revenues	44,126	18,796	811	-	63,733	-	63,733

AMANA COOPERATIVE INSURANCE COMPANY
(A SAUDI JOINT STOCK COMPANY)
NOTES TO THE INTERIM CONDENSED FINANCIAL STATEMENTS (UNAUDITED) (CONTINUED)
FOR THE THREE-MONTH AND SIX-MONTH PERIODS ENDED 30 JUNE 2021

17 SEGMENT INFORMATION (CONTINUED)

	For the three-month period ended 30 June 2021 (Unaudited)						
	SR '000						
	Medical	Motor	Property & casualty	Unallocated	Total - Insurance operations	Shareholders' operations	Total
Operating segment							
Underwriting costs and expenses							
Gross claims paid	(57,119)	(17,656)	-	-	(74,775)	-	(74,775)
Reinsurers' share of claims paid	9,820	96	-	-	9,916	-	9,916
Net claims paid	(47,299)	(17,560)	-	-	(64,859)	-	(64,859)
Changes in outstanding claims	14,384	357	1,800	-	16,541	-	16,541
Changes in reinsurers' share of outstanding claims	(3,387)	609	(1,506)	-	(4,284)	-	(4,284)
Changes in claims incurred but not reported	(16,532)	(2,510)	248	-	(18,794)	-	(18,794)
Changes in reinsurers' share of claims incurred but not reported	(5)	(37)	(172)	-	(214)	-	(214)
Net claims incurred	(52,839)	(19,141)	370	-	(71,610)	-	(71,610)
Changes in premiums deficiency reserve	2,626	(7,682)	-	-	(5,056)	-	(5,056)
Changes in other technical reserves	(17)	(54)	76	-	5	-	5
Policy acquisition costs	(5,199)	(1,010)	(166)	-	(6,375)	-	(6,375)
Inspection and supervision fees	(3,054)	(1,642)	(9)	-	(4,705)	-	(4,705)
Total underwriting costs and expenses	(58,483)	(29,529)	271	-	(87,741)	-	(87,741)
Net underwriting (loss) / income	(14,357)	(10,733)	1,082	-	(24,008)	-	(24,008)

AMANA COOPERATIVE INSURANCE COMPANY
(A SAUDI JOINT STOCK COMPANY)
NOTES TO THE INTERIM CONDENSED FINANCIAL STATEMENTS (UNAUDITED) (CONTINUED)
FOR THE THREE-MONTH AND SIX-MONTH PERIODS ENDED 30 JUNE 2021

17 SEGMENT INFORMATION (CONTINUED)

	For the three-month period ended 30 June 2021 (Unaudited)						
	SR '000						
	Medical	Motor	Property & casualty	Unallocated	Total - Insurance operations	Shareholders' operations	Total
Operating segment							
Other operating (expenses) / income							
Allowance for doubtful debts	-	-	-	(397)	(397)	-	(397)
General and administrative expenses	-	-	-	(15,658)	(15,658)	(766)	(16,424)
Investment income	-	-	-	-	-	1,236	1,236
Total other operating (expenses) / income	-	-	-	(16,055)	(16,055)	470	(15,585)
Total (loss) / income before zakat	(14,357)	(10,733)	1,082	(16,055)	(40,063)	470	(39,593)
Zakat reversal	-	-	-	-	-	149	149
Net (loss) / income after zakat	(14,357)	(10,733)	1,082	(16,055)	(40,063)	619	(39,444)
Total income for the period attributed to the insurance operations	-	-	-	-	-	-	-
Deficit / (surplus) transferred to shareholders	14,357	10,733	(1,082)	16,055	40,063	(40,063)	-
Net loss attributable to the shareholders after zakat	-	-	-	-	-	(39,444)	(39,444)

AMANA COOPERATIVE INSURANCE COMPANY
(A SAUDI JOINT STOCK COMPANY)
NOTES TO THE INTERIM CONDENSED FINANCIAL STATEMENTS (UNAUDITED) (CONTINUED)
FOR THE THREE-MONTH AND SIX-MONTH PERIODS ENDED 30 JUNE 2021

17 SEGMENT INFORMATION (CONTINUED)

	For the three-month period ended 30 June 2020 (Unaudited)						Total
	Medical	Motor	Property & casualty	Unallocated	Total - Insurance operations	Shareholders' operations	
Operating segment							
Revenues							
Gross premiums written							
- Corporate	5,161	2,544	569	-	8,274	-	8,274
- Medium	10,381	647	293	-	11,321	-	11,321
- Small	21,481	1,355	65	-	22,901	-	22,901
- Very small	21,805	19	-	-	21,824	-	21,824
- Individual	-	1,171	-	-	1,171	-	1,171
Gross premiums written	58,828	5,736	927	-	65,491	-	65,491
Reinsurance premiums ceded							
- Local	-	-	(43)	-	(43)	-	(43)
- International (includes premium ceded through local broker)	-	-	(768)	-	(768)	-	(768)
Excess of loss expenses	(8,436)	(204)	(992)	-	(9,632)	-	(9,632)
Net premiums written	50,392	5,532	(876)	-	55,048	-	55,048
Changes in unearned premiums - net	(1,902)	(2,706)	1,159	-	(3,449)	-	(3,449)
Net premiums earned	48,490	2,826	283	-	51,599	-	51,599
Reinsurance commissions	-	-	480	-	480	-	480
Other underwriting income	4,105	(121)	1,999	-	5,983	-	5,983
Total revenues	52,595	2,705	2,762	-	58,062	-	58,062

**AMANA COOPERATIVE INSURANCE COMPANY
(A SAUDI JOINT STOCK COMPANY)
NOTES TO THE INTERIM CONDENSED FINANCIAL STATEMENTS (UNAUDITED) (CONTINUED)
FOR THE THREE-MONTH AND SIX-MONTH PERIODS ENDED 30 JUNE 2021**

17 SEGMENT INFORMATION (CONTINUED)

	For the three-month period ended 30 June 2020 (Unaudited)						Total
	Medical	Motor	Property & casualty	Unallocated	Total - Insurance operations	Shareholders' operations	
Operating segment							
Underwriting costs and expenses							
Gross claims paid	(44,838)	(1,281)	(87)	-	(46,206)	-	(46,206)
Reinsurers' share of claims paid	21,454	(16)	84	-	21,522	-	21,522
Net claims paid	(23,384)	(1,297)	(3)	-	(24,684)	-	(24,684)
Changes in outstanding claims	(4,149)	(308)	255	-	(4,202)	-	(4,202)
Changes in reinsurance share of outstanding claims	(214)	35	(283)	-	(462)	-	(462)
Changes in claims incurred but not reported	(5,426)	595	81	-	(4,750)	-	(4,750)
Changes in reinsurance share of claims incurred but not reported	(527)	(80)	242	-	(365)	-	(365)
Net claims incurred	(33,700)	(1,055)	292	-	(34,463)	-	(34,463)
Changes in premiums deficiency reserve	3,042	365	-	-	3,407	-	3,407
Changes in other technical reserves	(48)	7	(58)	-	(99)	-	(99)
Policy acquisition costs	(4,804)	(315)	(354)	-	(5,473)	-	(5,473)
Inspection and supervision fees	(3,501)	(91)	19	-	(3,573)	-	(3,573)
Total underwriting costs and expenses	(39,011)	(1,089)	(101)	-	(40,201)	-	(40,201)
Net underwriting income	13,584	1,616	2,661	-	17,861	-	17,861

AMANA COOPERATIVE INSURANCE COMPANY
(A SAUDI JOINT STOCK COMPANY)
NOTES TO THE INTERIM CONDENSED FINANCIAL STATEMENTS (UNAUDITED) (CONTINUED)
FOR THE THREE-MONTH AND SIX-MONTH PERIODS ENDED 30 JUNE 2021

17 SEGMENT INFORMATION (CONTINUED)

	For the three-month period ended 30 June 2020 (Unaudited)						
	Medical	Motor	Property & casualty	Unallocated	Total - Insurance operations	Shareholders' operations	Total
Operating segment							
Other operating (expenses) / income							
Allowance for doubtful debts	-	-	-	(2,556)	(2,556)	-	(2,556)
General and administrative expenses	-	-	-	(11,875)	(11,875)	(363)	(12,238)
Dividends and investment income	-	-	-	-	-	1,537	1,537
Total other operating (expenses) / income	-	-	-	(14,431)	(14,431)	1,174	(13,257)
Total income / (loss) before zakat	13,584	1,616	2,661	(14,431)	3,430	1,174	4,604
Zakat charge	-	-	-	-	-	(638)	(638)
Total income / (loss) after zakat	13,584	1,616	2,661	(14,431)	3,430	536	3,966
Total income for the period attributed to the insurance operations	-	-	-	(343)	(343)	-	(343)
(Surplus) / deficit transferred to shareholders	(13,584)	(1,616)	(2,661)	14,774	(3,087)	3,087	-
Net income attributable to the shareholders after zakat	-	-	-	-	-	3,623	3,623

AMANA COOPERATIVE INSURANCE COMPANY
(A SAUDI JOINT STOCK COMPANY)
NOTES TO THE INTERIM CONDENSED FINANCIAL STATEMENTS (UNAUDITED) (CONTINUED)
FOR THE THREE-MONTH AND SIX-MONTH PERIODS ENDED 30 JUNE 2021

17 SEGMENT INFORMATION (CONTINUED)

	For the six-month period ended 30 June 2021 (Unaudited)						
	SR '000						
	Medical	Motor	Property & casualty	Unallocated	Total - Insurance operations	Shareholders' operations	Total
Operating segment							
Revenues							
Gross premiums written							
- Corporate	19,526	2,701	2,868	-	25,095	-	25,095
- Medium	13,244	1,880	95	-	15,219	-	15,219
- Small	19,104	43,412	86	-	62,602	-	62,602
- Very small	30,389	3,043	19	-	33,451	-	33,451
- Individual	-	30,540	-	-	30,540	-	30,540
	82,263	81,576	3,068	-	166,907	-	166,907
Reinsurance premiums ceded							
- Local	-	-	(23)	-	(23)	-	(23)
- International (includes premium ceded through local broker)	-	-	(2,638)	-	(2,638)	-	(2,638)
	-	-	(2,661)	-	(2,661)	-	(2,661)
Excess of loss expenses	(26,028)	(631)	(116)	-	(26,775)	-	(26,775)
Net premiums written	56,235	80,945	291	-	137,471	-	137,471
Changes in unearned premiums - net	41,730	(51,498)	(157)	-	(9,925)	-	(9,925)
Net premiums earned	97,965	29,447	134	-	127,546	-	127,546
Reinsurance commissions	-	-	622	-	622	-	622
Other underwriting income	816	(281)	161	-	696	-	696
Total revenues	98,781	29,166	917	-	128,864	-	128,864

AMANA COOPERATIVE INSURANCE COMPANY
(A SAUDI JOINT STOCK COMPANY)
NOTES TO THE INTERIM CONDENSED FINANCIAL STATEMENTS (UNAUDITED) (CONTINUED)
FOR THE THREE-MONTH AND SIX-MONTH PERIODS ENDED 30 JUNE 2021

17 SEGMENT INFORMATION (CONTINUED)

	For the six-month period ended 30 June 2021 (Unaudited)						
	SR '000						
	Medical	Motor	Property & casualty	Unallocated	Total - Insurance operations	Shareholders' operations	Total
Operating segment							
Underwriting costs and expenses							
Gross claims paid	(130,906)	(25,177)	-	-	(156,083)	-	(156,083)
Reinsurers' share of claims paid	30,510	221	-	-	30,731	-	30,731
Net claims paid	(100,396)	(24,956)	-	-	(125,352)	-	(125,352)
Changes in outstanding claims	16,919	(3,642)	(9,031)	-	4,246	-	4,246
Changes in reinsurers' share of outstanding claims	(9,214)	1,785	7,699	-	270	-	270
Changes in claims incurred but not reported	(9,602)	(2,969)	677	-	(11,894)	-	(11,894)
Changes in reinsurers' share of claims incurred but not reported	(41)	(202)	(426)	-	(669)	-	(669)
Net claims incurred	(102,334)	(29,984)	(1,081)	-	(133,399)	-	(133,399)
Changes in premiums deficiency reserve	4,570	(12,136)	-	-	(7,566)	-	(7,566)
Changes in other technical reserves	64	(165)	(155)	-	(256)	-	(256)
Policy acquisition costs	(10,259)	(1,659)	(363)	-	(12,281)	-	(12,281)
Inspection and supervision fees	(6,964)	(4,270)	(17)	-	(11,251)	-	(11,251)
Total underwriting costs and expenses	(114,923)	(48,214)	(1,616)	-	(164,753)	-	(164,753)
Net underwriting loss	(16,142)	(19,048)	(699)	-	(35,889)	-	(35,889)

AMANA COOPERATIVE INSURANCE COMPANY
(A SAUDI JOINT STOCK COMPANY)
NOTES TO THE INTERIM CONDENSED FINANCIAL STATEMENTS (UNAUDITED) (CONTINUED)
FOR THE THREE-MONTH AND SIX-MONTH PERIODS ENDED 30 JUNE 2021

17 SEGMENT INFORMATION (CONTINUED)

	For the six-month period ended 30 June 2021 (Unaudited)						
	Medical	Motor	Property & casualty	Unallocated	Total - Insurance operations	Shareholders' operations	Total
Operating segment							
Other operating (expenses) / income							
Allowance for provision of doubtful debts	-	-	-	191	191	-	191
General and administrative expenses	-	-	-	(29,121)	(29,121)	(1,131)	(30,252)
Investment income	-	-	-	-	-	3,054	3,054
Total other operating (expenses) / income	-	-	-	(28,930)	(28,930)	1,923	(27,007)
Total (loss) / income before zakat	(16,142)	(19,048)	(699)	(28,930)	(64,819)	1,923	(62,896)
Zakat reversal	-	-	-	-	-	2,484	2,484
Net (loss) / income after zakat	(16,142)	(19,048)	(699)	(28,930)	(64,819)	4,407	(60,412)
Total income for the period attributed to the insurance operations	-	-	-	-	-	-	-
Deficit transferred to shareholders	16,142	19,048	699	28,930	64,819	(64,819)	-
Net loss attributable to the shareholders after zakat	-	-	-	-	-	(60,412)	(60,412)

AMANA COOPERATIVE INSURANCE COMPANY
(A SAUDI JOINT STOCK COMPANY)
NOTES TO THE INTERIM CONDENSED FINANCIAL STATEMENTS (UNAUDITED) (CONTINUED),
FOR THE THREE-MONTH AND SIX-MONTH PERIODS ENDED 30 JUNE 2021

17 SEGMENT INFORMATION (CONTINUED)

	For the six-month period ended 30 June 2020 (Unaudited)						
	SR '000						
	Medical	Motor	Property & casualty	Unallocated	Total - Insurance operations	Shareholders' operations	Total
Operating segment							
Revenues							
Gross premiums written							
- Corporate	57,680	7,931	6,277	-	71,888	-	71,888
- Medium	25,132	1,542	409	-	27,083	-	27,083
- Small	29,186	1,548	244	-	30,978	-	30,978
- Very small	37,326	42	14	-	37,382	-	37,382
- Individual	-	1,557	-	-	1,557	-	1,557
	149,324	12,620	6,944	-	168,888	-	168,888
Reinsurance premiums ceded							
- Local	-	-	(109)	-	(109)	-	(109)
- International (includes premium ceded through local broker)	-	-	(4,161)	-	(4,161)	-	(4,161)
Excess of loss expenses	(10,300)	(408)	(1,271)	-	(11,979)	-	(11,979)
Net premiums written	139,024	12,212	1,403	-	152,639	-	152,639
Changes in unearned premiums - net	(36,150)	(6,741)	(1,114)	-	(44,005)	-	(44,005)
Net premiums earned	102,874	5,471	289	-	108,634	-	108,634
Reinsurance commissions	-	-	1,232	-	1,232	-	1,232
Other underwriting income	6,928	390	1,999	-	9,317	-	9,317
Total revenues	109,802	5,861	3,520	-	119,183	-	119,183

AMANA COOPERATIVE INSURANCE COMPANY
(A SAUDI JOINT STOCK COMPANY)
NOTES TO THE INTERIM CONDENSED FINANCIAL STATEMENTS (UNAUDITED) (CONTINUED)
FOR THE THREE-MONTH AND SIX-MONTH PERIODS ENDED 30 JUNE 2021

17 SEGMENT INFORMATION (CONTINUED)

	For the six-month period ended 30 June 2020 (Unaudited)						
	SR '000						
	Medical	Motor	Property & casualty	Unallocated	Total - Insurance operations	Shareholders' operations	Total
Operating segment							
Underwriting costs and expenses							
Gross claims paid	(93,094)	(2,492)	(239)	-	(95,825)	-	(95,825)
Reinsurers' share of claims paid	34,149	105	214	-	34,468	-	34,468
Net claims paid	(58,945)	(2,387)	(25)	-	(61,357)	-	(61,357)
Changes in outstanding claims	255	(881)	(233)	-	(859)	-	(859)
Changes in reinsurance share of outstanding claims	302	41	183	-	526	-	526
Changes in claims incurred but not reported	(12,794)	551	190	-	(12,053)	-	(12,053)
Changes in reinsurance share of claims incurred but not reported	(1,310)	(212)	94	-	(1,428)	-	(1,428)
Net claims incurred	(72,492)	(2,888)	209	-	(75,171)	-	(75,171)
Changes in premiums deficiency reserve	2,866	468	97	-	3,431	-	3,431
Changes in other technical reserves	(63)	(8)	(132)	-	(203)	-	(203)
Policy acquisition costs	(9,758)	(601)	(817)	-	(11,176)	-	(11,176)
Inspection and supervision fees	(6,736)	(185)	(1)	-	(6,922)	-	(6,922)
Total underwriting costs and expenses	(86,183)	(3,214)	(644)	-	(90,041)	-	(90,041)
Net underwriting income	23,619	2,647	2,876	-	29,142	-	29,142

AMANA COOPERATIVE INSURANCE COMPANY
(A SAUDI JOINT STOCK COMPANY)
NOTES TO THE INTERIM CONDENSED FINANCIAL STATEMENTS (UNAUDITED) (CONTINUED)
FOR THE THREE-MONTH AND SIX-MONTH PERIODS ENDED 30 JUNE 2021

17 SEGMENT INFORMATION (CONTINUED)

	For the six-month period ended 30 June 2020 (Unaudited)						
	Medical	Motor	Property & casualty	Unallocated	Total - Insurance operations	Shareholders' operations	Total
Operating segment							
Other operating (expenses) / income							
Allowance for doubtful debts	-	-	-	(1,563)	(1,563)	-	(1,563)
General and administrative expenses	-	-	-	(22,967)	(22,967)	(722)	(23,689)
Dividends and investment income	-	-	-	-	-	3,295	3,295
Total other operating (expenses) / income	-	-	-	(24,530)	(24,530)	2,573	(21,957)
Total income / (loss) before zakat	23,619	2,647	2,876	(24,530)	4,612	2,573	7,185
Zakat charge	-	-	-	-	-	(856)	(856)
Net income / (loss) after zakat	23,619	2,647	2,876	(24,530)	4,612	1,717	6,329
Total income for the period attributed to the insurance operations	-	-	-	(461)	(461)	-	(461)
(Surplus) / deficit transferred to shareholders	(23,619)	(2,647)	(2,876)	24,991	(4,151)	4,151	-
Net income attributable to the shareholders after zakat	-	-	-	-	-	5,868	5,868

AMANA COOPERATIVE INSURANCE COMPANY
(A SAUDI JOINT STOCK COMPANY)
NOTES TO THE INTERIM CONDENSED FINANCIAL STATEMENTS (UNAUDITED) (CONTINUED)
FOR THE THREE-MONTH AND SIX-MONTH PERIODS ENDED 30 JUNE 2021

17 SEGMENT INFORMATION (CONTINUED)

	As at 30 June 2021 (Unaudited)						
	SR '000						
	Medical	Motor	Property & casualty	Unallocated	Total - Insurance operations	Shareholders' operations	Total
Operating segment							
Assets							
Cash and cash equivalents	-	-	-	29,306	29,306	70,695	100,001
Premiums and reinsurers' receivable - net	68,307	16,585	4,213	38,107	127,212	-	127,212
Reinsurers' share of unearned premiums	-	-	1,628	-	1,628	-	1,628
Reinsurers' share of outstanding claims	730	2,562	8,741	-	12,033	-	12,033
Reinsurers' share of claims incurred but not reported	2	41	1,989	-	2,032	-	2,032
Deferred policy acquisition costs	6,674	3,059	251	-	9,984	-	9,984
Investments	-	-	-	1,923	1,923	62,361	64,284
Unallocated assets	-	-	-	22,053	22,053	79,527	101,580
Total assets	75,713	22,247	16,822	91,389	206,171	212,583	418,754
Liabilities							
Policyholders claims payable	557	291	850	-	1,698	-	1,698
Reinsurers' balances payable	-	-	-	27,760	27,760	-	27,760
Unearned premiums	79,040	69,222	2,335	-	150,597	-	150,597
Unearned reinsurance commission	-	-	377	-	377	-	377
Outstanding claims	11,987	10,186	9,242	-	31,415	-	31,415
Claims incurred but not reported	60,889	6,635	2,518	-	70,042	-	70,042
Premium deficiency reserve	7,592	15,687	-	-	23,278	-	23,278
Other technical reserve	4,292	420	339	-	5,051	-	5,051
Unallocated liabilities	-	-	-	65,145	65,145	9,847	74,992
Total liabilities	164,357	102,441	15,661	92,905	375,363	9,847	385,210

AMANA COOPERATIVE INSURANCE COMPANY
(A SAUDI JOINT STOCK COMPANY)
NOTES TO THE INTERIM CONDENSED FINANCIAL STATEMENTS (UNAUDITED) (CONTINUED)
FOR THE THREE-MONTH AND SIX-MONTH PERIODS ENDED 30 JUNE 2021

17 SEGMENT INFORMATION (CONTINUED)

	As at 31 December 2020 (Audited)						Total
	Medical	Motor	Property & casualty	Unallocated	Total - Insurance operations	Shareholders' operations	
Operating segment							
Assets							
Cash and cash equivalents	-	-	-	35,667	35,667	98,316	133,983
Premiums and reinsurers' receivable - net	84,247	16,332	3,831	24,797	129,207	-	129,207
Reinsurers' share of unearned premiums	-	-	2,056	-	2,056	-	2,056
Reinsurers' share of outstanding claims	9,944	1,658	161	-	11,763	-	11,763
Reinsurers' share of claims incurred but not reported	43	242	2,416	-	2,701	-	2,701
Deferred policy acquisition costs	9,649	1,123	238	-	11,010	-	11,010
Investments	-	-	-	1,923	1,923	59,994	61,917
Unallocated assets	-	-	-	28,305	28,305	78,958	107,263
Total assets	103,883	19,355	8,702	90,692	222,632	237,268	459,900
Liabilities							
Policyholders claims payable	412	-	872	-	1,284	-	1,284
Reinsurers' balances payable	-	-	-	22,550	22,550	-	22,550
Unearned premiums	120,771	17,727	2,602	-	141,100	-	141,100
Unearned reinsurance commission	-	-	456	-	456	-	456
Outstanding claims	28,907	6,543	211	-	35,661	-	35,661
Claims incurred but not reported	51,286	3,667	3,195	-	58,148	-	58,148
Premium deficiency reserve	12,163	3,549	-	-	15,712	-	15,712
Other technical reserves	4,355	255	185	-	4,795	-	4,795
Unallocated liabilities	-	-	-	76,232	76,232	11,723	87,955
Total liabilities	217,894	31,741	7,521	98,782	355,938	11,723	367,661

AMANA COOPERATIVE INSURANCE COMPANY
(A SAUDI JOINT STOCK COMPANY)
NOTES TO THE INTERIM CONDENSED FINANCIAL STATEMENTS (UNAUDITED) (CONTINUED)
FOR THE THREE-MONTH AND SIX-MONTH PERIODS ENDED 30 JUNE 2021

18 SUPPLEMENTARY INFORMATION

18.1 Interim condensed statement of financial position

	As at 30 June 2021 (Unaudited)			As at 31 December 2020 (Audited)		
	Insurance Operations	Shareholders' Operations	Total	Insurance Operations	Shareholders' Operations	Total
	SR '000			SR '000		
ASSETS						
Cash and cash equivalents	29,306	70,695	100,001	35,667	98,316	133,983
Short term deposits	-	40,000	40,000	-	40,000	40,000
Premiums and reinsurers' receivable - net	127,212	-	127,212	129,207	-	129,207
Reinsurers' share of unearned premiums	1,628	-	1,628	2,056	-	2,056
Reinsurers' share of outstanding claims	12,033	-	12,033	11,763	-	11,763
Reinsurers' share of claims incurred but not reported	2,032	-	2,032	2,701	-	2,701
Deferred policy acquisition costs	9,984	-	9,984	11,010	-	11,010
Available-for-sale investments	1,923	13,116	15,039	1,923	10,949	12,872
Held-to-maturity investments	-	49,245	49,245	-	49,045	49,045
Due from shareholders' operations	167,449	-	167,449	131,563	-	131,563
Prepayments and other assets	14,785	591	15,376	21,429	82	21,511
Property and equipment	6,501	-	6,501	5,976	-	5,976
Intangible assets	767	-	767	900	-	900
Long term deposits	-	-	-	-	-	-
Statutory deposit	-	36,000	36,000	-	36,000	36,000
Accrued commission income on statutory deposit	-	2,936	2,936	-	2,876	2,876
TOTAL ASSETS	373,620	212,583	586,203	354,195	237,268	591,463

AMANA COOPERATIVE INSURANCE COMPANY
(A SAUDI JOINT STOCK COMPANY)
NOTES TO THE INTERIM CONDENSED FINANCIAL STATEMENTS (UNAUDITED) (CONTINUED)
FOR THE THREE-MONTH AND SIX-MONTH PERIODS ENDED 30 JUNE 2021

18 SUPPLEMENTARY INFORMATION (CONTINUED)

18.1 Interim condensed statement of financial position (continued)

	As at 30 June 2021 (Unaudited)			As at 31 December 2020 (Audited)		
	Insurance Operations	Shareholders' Operations	Total	Insurance Operations	Shareholders' Operations	Total
	SR '000			SR '000		
LIABILITIES						
Policyholders claims payable	1,698	-	1,698	1,284	-	1,284
Accrued expenses and other liabilities	58,674	3,566	62,240	70,907	2,174	73,081
Reinsurance balances payable	27,760	-	27,760	22,550	-	22,550
Unearned premiums	150,597	-	150,597	141,100	-	141,100
Unearned reinsurance commission	377	-	377	456	-	456
Outstanding claims	31,415	-	31,415	35,661	-	35,661
Claims incurred but not reported	70,042	-	70,042	58,148	-	58,148
Premium deficiency reserve	23,278	-	23,278	15,712	-	15,712
Other technical reserve	5,051	-	5,051	4,795	-	4,795
Due to insurance operation	-	167,449	167,449	-	131,563	131,563
Employees' end-of-service benefits	5,692	-	5,692	4,546	-	4,546
Surplus distribution payable	779	-	779	779	-	779
Provision for zakat and income tax	-	3,345	3,345	-	6,673	6,673
Accrued commission income payable to SAMA	-	2,936	2,936	-	2,876	2,876
TOTAL LIABILITIES	375,363	177,296	552,659	355,938	143,286	499,224
EQUITY						
Share capital	-	130,000	130,000	-	240,000	240,000
Accumulated losses	-	(98,365)	(98,365)	-	(147,503)	(147,503)
Actuarial loss on end-of-service benefits	(1,743)	-	(1,743)	(1,743)	-	(1,743)
Fair value reserve for available-for-sale investments	-	3,652	3,652	-	1,485	1,485
TOTAL EQUITY	(1,743)	35,287	33,544	(1,743)	93,982	92,239
TOTAL LIABILITIES AND EQUITY	373,620	212,583	586,203	354,195	237,268	591,463

AMANA COOPERATIVE INSURANCE COMPANY
(A SAUDI JOINT STOCK COMPANY)
NOTES TO THE INTERIM CONDENSED FINANCIAL STATEMENTS (UNAUDITED) (CONTINUED)
FOR THE THREE-MONTH AND SIX-MONTH PERIODS ENDED 30 JUNE 2021

18 SUPPLEMENTARY INFORMATION (CONTINUED)

18.2 Interim condensed statement of income

	For the three-month period ended 30 June 2021			For the three-month period ended 30 June 2020		
	(Unaudited)			(Unaudited)		
	Insurance Operations	Shareholders' Operations	Total	Insurance Operations	Shareholders' Operations	Total
	SR '000			SR '000		
REVENUES						
Gross premiums written	88,929	-	88,929	65,491	-	65,491
Reinsurance premiums ceded						
- Local	(1)	-	(1)	(43)	-	(43)
- Foreign	(652)	-	(652)	(768)	-	(768)
Excess of loss expenses	(17,468)	-	(17,468)	(9,632)	-	(9,632)
Net premiums written	70,808	-	70,808	55,048	-	55,048
Changes in unearned premiums	(7,286)	-	(7,286)	(3,449)	-	(3,449)
Net premiums earned	63,522	-	63,522	51,599	-	51,599
Reinsurance commissions	234	-	234	480	-	480
Other underwriting income	(23)	-	(23)	5,983	-	5,983
NET REVENUES	63,733	-	63,733	58,062	-	58,062
UNDERWRITING COSTS AND EXPENSES						
Gross claims paid	(74,775)	-	(74,775)	(46,206)	-	(46,206)
Reinsurers' share of claims paid	9,916	-	9,916	21,522	-	21,522
Net claims paid	(64,859)	-	(64,859)	(24,684)	-	(24,684)
Changes in outstanding claims	16,541	-	16,541	(4,202)	-	(4,202)
Changes in reinsurers' share of outstanding claims	(4,284)	-	(4,284)	(462)	-	(462)
Changes in claims incurred but not reported	(18,794)	-	(18,794)	(4,750)	-	(4,750)
Changes in reinsurers' share of claims incurred but not reported	(214)	-	(214)	(365)	-	(365)
Net claims incurred	(71,610)	-	(71,610)	(34,463)	-	(34,463)

AMANA COOPERATIVE INSURANCE COMPANY
(A SAUDI JOINT STOCK COMPANY)
NOTES TO THE INTERIM CONDENSED FINANCIAL STATEMENTS (UNAUDITED) (CONTINUED)
FOR THE THREE-MONTH AND SIX-MONTH PERIODS ENDED 30 JUNE 2021

18 SUPPLEMENTARY INFORMATION (CONTINUED)

18.2 Interim condensed statement of income (continued)

	For the three-month period ended 30 June 2021 (Unaudited)			For the three-month period ended 30 June 2020 (Unaudited)		
	Insurance Operations	Shareholders' Operations	Total	Insurance Operations	Shareholders' Operations	Total
	SR '000			SR '000		
Changes in premiums deficiency reserve	(5,056)	-	(5,056)	3,407	-	3,407
Changes in other technical reserves	5	-	5	(99)	-	(99)
Policy acquisition costs	(6,375)	-	(6,375)	(5,473)	-	(5,473)
Inspection and supervision fees	(4,705)	-	(4,705)	(3,573)	-	(3,573)
TOTAL UNDERWRITING COSTS AND EXPENSES	(87,741)	-	(87,741)	(40,201)	-	(40,201)
NET UNDERWRITING (LOSS) / INCOME	(24,008)	-	(24,008)	17,861	-	17,861
OTHER OPERATING (EXPENSES) / INCOME						
Provision for doubtful debts	(397)	-	(397)	(2,556)	-	(2,556)
General and administrative expenses	(15,658)	(766)	(16,424)	(11,875)	(363)	(12,238)
Dividends and investment income	-	1,236	1,236	-	1,537	1,537
Realized loss from sale of available-for-sale investments	-	-	-	-	-	-
TOTAL OTHER OPERATING (EXPENSES) / INCOME	(16,055)	470	(15,585)	(14,431)	1,174	(13,257)
Total (loss) / income before zakat	(40,063)	470	(39,593)	3,430	1,174	4,604
Zakat Reversal / (Charge)	-	149	149	-	(638)	(638)
Net (loss) / income after zakat	(40,063)	619	(39,444)	3,430	536	3,966
Total income for the period attributed to the insurance operations	-	-	-	(343)	-	(343)
Surplus / (deficit) transferred to shareholders	40,063	(40,063)	-	(3,087)	3,087	-
Net (loss) / income attributable to the shareholders after zakat	-	(39,444)	(39,444)	-	3,623	3,623

AMANA COOPERATIVE INSURANCE COMPANY
(A SAUDI JOINT STOCK COMPANY)
NOTES TO THE INTERIM CONDENSED FINANCIAL STATEMENTS (UNAUDITED) (CONTINUED)
FOR THE THREE-MONTH AND SIX-MONTH PERIODS ENDED 30 JUNE 2021

18 SUPPLEMENTARY INFORMATION (CONTINUED)

18.2 Interim condensed statement of income

	For the six-month period ended 30 June 2021			For the six-month period ended 30 June 2020		
	(Unaudited)			(Unaudited)		
	Insurance Operations	Shareholders' Operations	Total	Insurance Operations	Shareholders' Operations	Total
	SR '000			SR '000		
REVENUES						
Gross premiums written	166,907	-	166,907	168,888	-	168,888
Reinsurance premiums ceded						
- Local	(23)	-	(23)	(109)	-	(109)
- Foreign	(2,638)	-	(2,638)	(4,161)	-	(4,161)
Excess of loss expenses	(26,775)	-	(26,775)	(11,979)	-	(11,979)
Net premiums written	137,471	-	137,471	152,639	-	152,639
Changes in unearned premiums	(9,925)	-	(9,925)	(44,005)	-	(44,005)
Net premiums earned	127,546	-	127,546	108,634	-	108,634
Reinsurance commissions	622	-	622	1,232	-	1,232
Other underwriting income	696	-	696	9,317	-	9,317
NET REVENUES	128,864	-	128,864	119,183	-	119,183
UNDERWRITING COSTS AND EXPENSES						
Gross claims paid	(156,083)	-	(156,083)	(95,825)	-	(95,825)
Reinsurers' share of claims paid	30,731	-	30,731	34,468	-	34,468
Net claims paid	(125,352)	-	(125,352)	(61,357)	-	(61,357)
Changes in outstanding claims	4,246	-	4,246	(859)	-	(859)
Changes in reinsurers' share of outstanding claims	270	-	270	526	-	526
Changes in claims incurred but not reported	(11,894)	-	(11,894)	(12,053)	-	(12,053)
Changes in reinsurers' share of claims incurred but not reported	(669)	-	(669)	(1,428)	-	(1,428)
Net claims incurred	(133,399)	-	(133,399)	(75,171)	-	(75,171)

AMANA COOPERATIVE INSURANCE COMPANY
(A SAUDI JOINT STOCK COMPANY)
NOTES TO THE INTERIM CONDENSED FINANCIAL STATEMENTS (UNAUDITED) (CONTINUED)
FOR THE THREE - MONTH AND SIX - MONTH PERIODS ENDED 30 JUNE 2020

18 SUPPLEMENTARY INFORMATION (CONTINUED)

18.2 Interim condensed statement of income (continued)

	For the six-month period ended 30 June 2021 (Unaudited)			For the six-month period ended 30 June 2020 (Unaudited)		
	Insurance Operations	Shareholders' Operations	Total	Insurance Operations	Shareholders' Operations	Total
	SR '000			SR '000		
Changes in premiums deficiency reserve	(7,566)	-	(7,566)	3,431	-	3,431
Changes in other technical reserves	(256)	-	(256)	(203)	-	(203)
Policy acquisition costs	(12,281)	-	(12,281)	(11,176)	-	(11,176)
Inspection and supervision fees	(11,251)	-	(11,251)	(6,922)	-	(6,922)
TOTAL UNDERWRITING COSTS AND EXPENSES	(164,753)	-	(164,753)	(90,041)	-	(90,041)
NET UNDERWRITING (LOSS) / INCOME	(35,889)	-	(35,889)	29,142	-	29,142
OTHER OPERATING INCOME / (EXPENSES)						
Reversal / (provision) for doubtful debts	191	-	191	(1,563)	-	(1,563)
General and administrative expenses	(29,121)	(1,131)	(30,252)	(22,967)	(722)	(23,689)
Dividends and investment income	-	3,054	3,054	-	3,295	3,295
Realized loss from sale of available-for-sale investments	-	-	-	-	-	-
TOTAL OTHER OPERATING (EXPENSES) / INCOME	(28,930)	1,923	(27,007)	(24,530)	2,573	(21,957)
Total (loss) / income before zakat	(64,819)	1,923	(62,896)	4,612	2,573	7,185
Zakat Reversal / (Charge)	-	2,484	2,484	-	(856)	(856)
Net (loss) / income after zakat	(64,819)	4,407	(60,412)	4,612	1,717	6,329
Total income for the period attributed to the insurance operations	-	-	-	(461)	-	(461)
Surplus / (deficit) transferred to shareholders	64,819	(64,819)	-	(4,151)	4,151	-
Net (loss) / income attributable to the shareholders after zakat	-	(60,412)	(60,412)	-	5,868	5,868

AMANA COOPERATIVE INSURANCE COMPANY
(A SAUDI JOINT STOCK COMPANY)
NOTES TO THE INTERIM CONDENSED FINANCIAL STATEMENTS (UNAUDITED) (CONTINUED)
FOR THE THREE-MONTH AND SIX-MONTH PERIODS ENDED 30 JUNE 2021

18 SUPPLEMENTARY INFORMATION (CONTINUED)

18.3 Interim condensed statement of comprehensive income

	For the three-month period ended 30 June			For the three-month period ended 30 June		
	2021 (Unaudited)			2020 (Unaudited)		
	Insurance Operations	Shareholders' Operations	Total	Insurance Operations	Shareholders' Operations	Total
	SR '000			SR '000		
Net (loss) / income after zakat	-	(39,444)	(39,444)	343	3,623	3,966
Other comprehensive income:						
<i>Items that may be reclassified to statement of insurance operations' surplus in subsequent years</i>						
- Change in fair value of available-for-sale investments	-	2,190	2,190	-	529	529
Total comprehensive (loss) / income for the period	-	(37,254)	(37,254)	343	4,152	4,495
Total comprehensive income attributable to the insurance operations	-	-	-	343	4,152	4,495
Net comprehensive (loss) / income attributable to the shareholders	-	(37,254)	(37,254)	-	4,152	4,152

18 SUPPLEMENTARY INFORMATION (CONTINUED)

18.3 Interim condensed statement of comprehensive income (continued)

	For the six-month period ended 30 June 2021 (Unaudited)			For the six-month period ended 30 June 2020 (Unaudited)		
	Insurance Operations	Shareholders' Operations	Total	Insurance Operations	Shareholders' Operations	Total
	SR '000			SR '000		
Net (loss) / income after zakat	-	(60,412)	(60,412)	461	5,868	6,329
Other comprehensive income:						
<i>Items that may be reclassified to statement of insurance operations' surplus in subsequent years</i>						
- Change in fair value of available-for-sale investments	-	2,167	2,167	-	(1,634)	(1,634)
Total comprehensive (loss) / income for the period	-	(58,245)	(58,245)	461	4,234	4,695
Total comprehensive income attributable to the insurance operations	-	-	-	461	-	461
Net comprehensive (loss) / income attributable to the shareholders	-	(58,245)	(58,245)	-	4,234	4,234

AMANA COOPERATIVE INSURANCE COMPANY
(A SAUDI JOINT STOCK COMPANY)
NOTES TO THE INTERIM CONDENSED FINANCIAL STATEMENTS (UNAUDITED) (CONTINUED)
FOR THE THREE-MONTH AND SIX-MONTH PERIODS ENDED 30 JUNE 2021

18 SUPPLEMENTARY INFORMATION (CONTINUED)

18.4 Interim condensed statement of cash flows

	For the six-month period ended 30 June			For the six-month period ended 30 June		
	2021 (Unaudited)			2020 (Unaudited)		
	Insurance Operations	Shareholders' Operations	Total	Insurance Operations	Shareholders' Operations	Total
	SR '000			SR '000		
CASH FLOWS FROM OPERATING ACTIVITIES						
Total (loss) / income before zakat	-	(62,896)	(62,896)	461	6,724	7,185
Adjustments for non-cash items:						
Depreciation and amortization	879	-	879	815	-	815
(Reversal) / charge of provision for doubtful debts	(191)	-	(191)	1,563	-	1,563
Amortization of held-to-maturity investments	-	(200)	(200)	-	(201)	(201)
Provision for employees' end-of-service benefits	1,337	-	1,337	934	-	934
	2,025	(63,096)	(61,071)	3,773	6,523	10,296
Changes in operating assets and liabilities:						
Premiums and reinsurers' receivable	2,186	-	2,186	(93,135)	-	(93,135)
Reinsurers' share of unearned premiums	428	-	428	1,139	-	1,139
Reinsurers' share of outstanding claims	(270)	-	(270)	(526)	-	(526)
Reinsurers' share of claims incurred but not reported	669	-	669	1,428	-	1,428
Deferred policy acquisition costs	1,026	-	1,026	(4,289)	-	(4,289)
Due from shareholders	(35,886)	-	(35,886)	49,087	-	49,087
Prepaid expenses and other assets	6,644	(509)	6,135	525	2,423	2,948
Policyholders claims payable	414	-	414	(49)	-	(49)
Accrued expenses and other liabilities	(12,233)	1,392	(10,841)	9,186	711	9,897
Reinsurers' balances payable	5,210	-	5,210	(7,981)	-	(7,981)
Unearned premiums	9,497	-	9,497	42,866	-	42,866
Unearned reinsurance commission	(79)	-	(79)	(152)	-	(152)
Outstanding claims	(4,246)	-	(4,246)	859	-	859
Claims incurred but not reported	11,894	-	11,894	12,053	-	12,053
Premium deficiency reserve	7,566	-	7,566	(3,431)	-	(3,431)
Other technical reserves	256	-	256	203	-	203
Due to insurance operation	-	35,886	35,886	-	(49,087)	(49,087)
	(4,899)	(26,327)	(31,226)	11,556	(39,430)	(27,874)

AMANA COOPERATIVE INSURANCE COMPANY
(A SAUDI JOINT STOCK COMPANY)
NOTES TO THE INTERIM CONDENSED FINANCIAL STATEMENTS (UNAUDITED) (CONTINUED)
FOR THE THREE-MONTH AND SIX-MONTH PERIODS ENDED 30 JUNE 2021

18 SUPPLEMENTARY INFORMATION (CONTINUED)

18.4 Interim condensed statement of cash flows

	For the six-month period ended 30 June			For the six-month period ended 30 June		
	2021 (Unaudited)			2020 (Unaudited)		
	Insurance Operations	Shareholders' Operations	Total	Insurance Operations	Shareholders' Operations	Total
	SR '000			SR '000		
Employees' end-of-service benefits paid	(191)	-	(191)	(711)	-	(711)
Zakat and income tax paid	-	(844)	(844)	-	-	-
Net cash (used in) / generated from operating activities	(5,090)	(27,171)	(32,261)	10,845	(39,430)	(28,585)
CASH FLOWS FROM INVESTING ACTIVITIES						
Short term deposits	-	-	-	-	35,898	35,898
Purchase of available-for-sale investments	-	-	-	-	-	-
Purchase of held-to-maturity investments	-	-	-	-	-	-
Purchase of property, equipment and intangibles	(1,271)	-	(1,271)	(1,526)	-	(1,526)
Purchase of long term deposit	-	-	-	-	(10,000)	(10,000)
Net cash (used in) / generated from investing activities	(1,271)	-	(1,271)	(1,526)	25,898	24,372
CASH FLOWS FROM FINANCING ACTIVITY						
Transaction cost for capital reduction	-	(450)	(450)	-	-	-
Net cash used in financing activities	-	(450)	(450)	-	-	-
Net change in cash and cash equivalents	(6,361)	(27,621)	(33,982)	9,319	(13,532)	(4,213)
Cash and cash equivalents at the beginning of the period	35,667	98,316	133,983	21,230	23,285	44,515
Cash and cash equivalents at the end of the period	29,306	70,695	100,001	30,549	9,753	40,302
Supplemental non-cash information:						
Transfer from capital work in progress to fixed asset	-	-	-	480	-	480
Changes in fair values of available-for-sale investments - net	-	2,167	2,167	-	(1,634)	(1,634)
	-	2,167	2,167	480	(1,634)	(1,154)

**AMANA COOPERATIVE INSURANCE COMPANY
(A SAUDI JOINT STOCK COMPANY)
NOTES TO THE INTERIM CONDENSED FINANCIAL STATEMENTS (UNAUDITED) (CONTINUED)
FOR THE THREE-MONTH AND SIX-MONTH PERIODS ENDED 30 JUNE 2021**

19 EVENTS AFTER THE REPORTING DATE

Subsequent to the period ended 30 June 2021, the Company has obtained the no-objection certificate for merger with Enaya Cooperative Insurance Co. from the General Authority of Competition "GAC" on 14 July 2021. The approval from SAMA, the Capital Market Authority ("CMA"), the Saudi Stock Exchange Company ("Tadawul"), and approvals from the extraordinary general meeting of both the Companies are in process.

Further, on 27 July 2021, the Company has obtained approval from SAMA to withdraw SR 16.5 million from the statutory deposit due to the Capital reduction.

20 APPROVAL OF FINANCIAL STATEMENTS

The interim condensed financial statements have been approved by the Board of Directors on 18 Aug 2021 (corresponding to 09 Muharram 1443H).