

# Jadwa Global Sukuk Fund

## Monthly Fund Fact Sheet - March 2019

جدوى للاستثمار  
Jadwa Investment



### Investment Objective

To generate returns by investing in a diversified portfolio of global Sukuk.

**Inception Date:** Class A: 21-Mar-18  
Class B: 8-Oct-07

**Base Currency:** USD

**Benchmark:**  
IdealRatings Global Sukuk Index

**Unit Price:** Class A: USD 100.0000  
Class B: USD 132.5573

**Net Asset Value:** USD 20.378 mln

**Valuation Days:** Each business day

**Cut-off time:** 10 a.m. business day

**Management** Class A: 0.75% per annum  
Class B: 1.00% per annum

**Subscription Fee:** Up to 1%

**Min. Initial Subscription:** Class A: USD 10 mn  
Class B: USD 1,000

**Min. Add'l Sub/Red** Class A: USD 100  
Class B: USD 100

### Identification Tickers

**Bloomberg:** JDSUKUK

**Lipper:** LP65083046

### Contact info:

(9661) 1 279-1111

Sky Towers, King Fahd Rd

PO BOX 60677

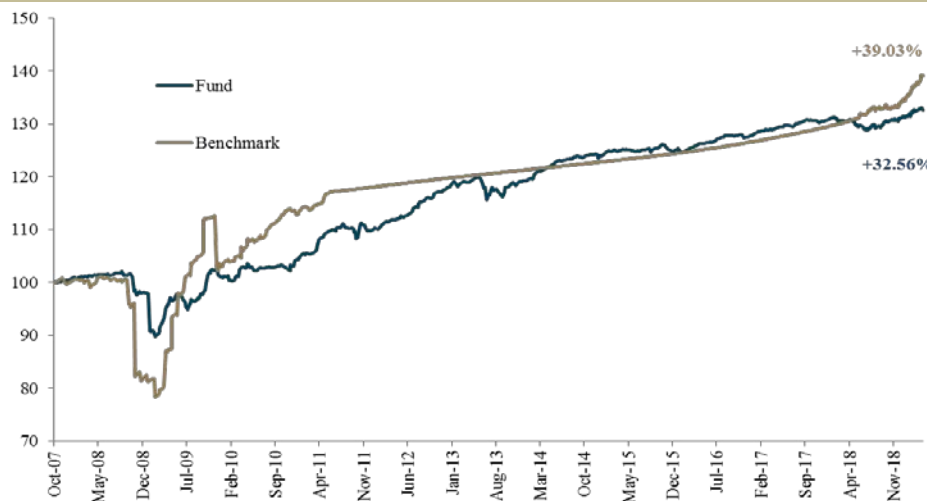
Riyadh 11555

Kingdom of Saudi Arabia

[www.jadwa.com](http://www.jadwa.com)

Disclaimer: Jadwa Investment or its directors, staff, or affiliates makes no warranty, representation or undertaking whether expressed or implied, nor does it assume any legal liability, whether direct or indirect, or responsibility for the accuracy, completeness, or usefulness of any information that is contained in this material. It is not the intention of this material to be used or deemed as an advice, opinion or for any action that may take place in future. Unless otherwise stated, all information contained in this material shall not be reproduced, in whole or in part, without the specific written permission of Jadwa Investment. The content of this document is for information purposes only. Jadwa Investment does not hold itself out as providing legal, financial or other advice via this document. Investments in Jadwa's products are governed by their Terms and Conditions. Some products are exposed to foreign currencies and changes in currency exchange rates may have an adverse effect on the value and price. The product's value is subject to fluctuations and the investor may not receive the full amount that is originally invested. The information provided in this document may be changed at any time without prior notice. Past performance is not indicative of future returns. Jadwa Investment is authorized and regulated by the Capital Market Authority of Saudi Arabia.

### Performance Since Inception (Class B)

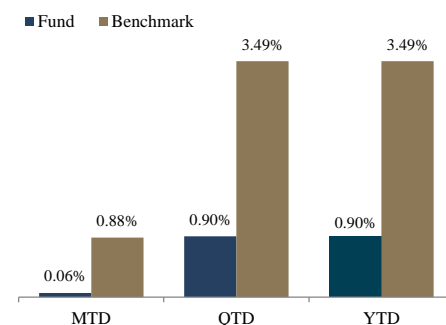


\*Rebased

### Cumulative Performance vs Benchmark (Class B)

	Fund	Benchmark	Variance
Annualized (since inception)	2.48%	2.91%	-0.43%
Since Inception	32.56%	39.03%	-6.47%
1-Year	1.49%	6.56%	-5.07%
3-Year	5.31%	11.28%	-5.97%
5-Year	9.07%	14.27%	-5.20%

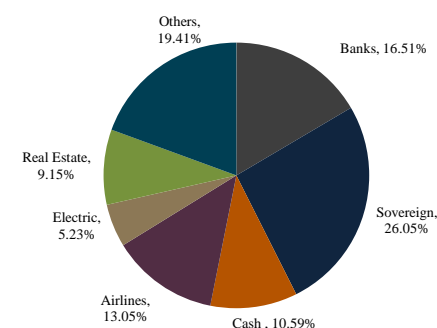
### Current Year Returns (Class B)



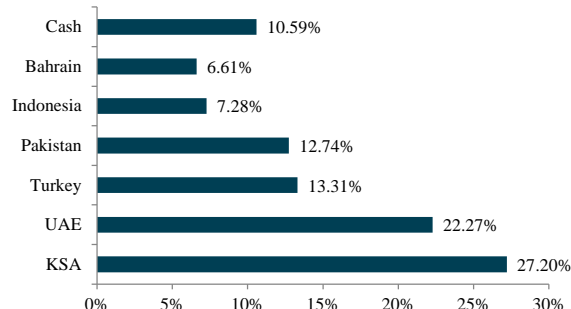
### Top 10 Holdings

Bank Al Jazira  
Second Pakistan Sukuk  
DIB Tier 1 Sukuk  
Garuda ID Global Sukuk  
Hazine Mustesarligi  
Mumtalakat Sukuk Holding  
Advanced Petrochemicals  
EMG Sukuk Ltd.  
Sadara Basic Services Co.  
Hazine Mustesarligi

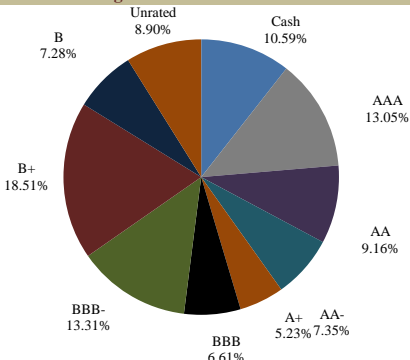
### Sector Weights



### Country Allocation



### Credit Ratings



# Jadwa Global Sukuk Fund

## Monthly Fund Fact Sheet - March 2019

جدوى للاستثمار  
Jadwa Investment



### Monthly Performance (%)

Class - A	Jan	Feb	Mar	Apr	May	Jun	Jul	Aug	Sep	Oct	Nov	Dec	Period
2019	0.40%	0.48%	-1.80%										-0.94%
2018	-	-	0.16%	-0.11%	-0.51%	-0.48%	0.64%	-0.23%	0.82%	0.11%	-0.15%	0.70%	0.95%

\*Inception Date of Class-A is 21st March 2018.

Class - B	Jan	Feb	Mar	Apr	May	Jun	Jul	Aug	Sep	Oct	Nov	Dec	Period
2019	0.38%	0.46%	0.06%										0.90%
2018	0.22%	-0.33%	-0.05%	-0.13%	-0.53%	-0.50%	0.62%	-0.26%	0.80%	0.09%	-0.17%	0.67%	0.42%
2017	0.49%	0.30%	-0.01%	0.35%	0.26%	-0.12%	0.42%	0.34%	0.04%	0.07%	-0.15%	0.28%	2.27%
2016	-0.23%	0.42%	0.44%	0.33%	0.14%	0.26%	0.52%	0.28%	-0.10%	0.19%	-0.34%	0.34%	2.26%
2015	0.71%	0.16%	-0.09%	0.15%	-0.12%	-0.08%	0.22%	0.00%	0.21%	0.43%	-0.85%	0.18%	0.92%
2014	0.29%	1.36%	0.28%	0.38%	0.80%	0.06%	0.19%	0.45%	-0.23%	0.42%	0.19%	-0.31%	3.95%
2013	0.15%	0.56%	-0.08%	0.77%	-0.52%	-2.48%	1.10%	-0.76%	1.17%	0.81%	0.17%	0.11%	0.94%
2012	0.42%	0.58%	0.48%	0.22%	0.40%	0.84%	1.16%	0.72%	0.19%	1.08%	0.34%	0.53%	7.17%
2011	0.83%	0.16%	1.64%	1.40%	1.06%	0.34%	0.59%	-0.54%	-0.63%	1.50%	-1.25%	0.40%	5.59%
2010	-0.50%	0.15%	2.29%	0.68%	-1.31%	0.55%	0.00%	0.06%	0.21%	-0.23%	0.27%	1.23%	3.42%
2009	-7.36%	-0.07%	4.88%	1.38%	0.90%	-1.07%	0.57%	-0.05%	1.31%	3.71%	0.59%	-1.38%	2.95%
2008	0.07%	0.32%	0.18%	0.04%	0.18%	0.05%	0.28%	0.06%	-0.60%	-2.98%	-0.01%	-0.23%	-2.65%
2007	-	-	-	-	-	-	-	-	-	0.07%	0.24%	0.40%	0.71%

\*Inception Date of Class-B is 8th October 2007.

Disclaimer: Jadwa Investment or its directors, staff, or affiliates makes no warranty, representation or undertaking whether expressed or implied, nor does it assume any legal liability, whether direct or indirect, or responsibility for the accuracy, completeness, or usefulness of any information that is contained in this material. It is not the intention of this material to be used or deemed as an advice, option or for any action that may take place in future. Unless for any action that may take place in future. Unless otherwise stated, all information contained in this material shall not be reproduced, in whole or in part, without the specific written permission of Jadwa Investment. The content of this document is for information purposes only. Jadwa Investment does not hold itself out as providing legal, financial or other advice via this document. Investments in Jadwa's products are governed by their Terms and Conditions. Some products are exposed to foreign currencies and changes in currency exchange rates may have an adverse effect on the value and price. The product's value is subject to fluctuations and the investor may not receive the full amount that is originally invested. The information provided in this document may be changed at any time without prior notice. Past performance is not indicative of future returns. Jadwa Investment is authorized and regulated by the Capital Market Authority of Saudi Arabia.