



Licensed and Authorized by Capital Market Authority

## GROWTH FUNDS

Open-ended Shariah-compliant Fund Investing in Saudi Equities

## INVESTMENT PROFILE

Fund Manager	ANB Invest
Base Currency	Saudi Riyal
Inception Date	01 May 1993
Inception Price	10.0000
Unit Price at 31/03/2019	117.1008
Time Horizon / Risk	Long Term / High Risk
Benchmark	S&P Saudi Shariah Domestic
Min Subscription	SAR 7,500
Min Additional Subscription	SAR 2,000
Min Redemption	SAR 2,000
Valuation Day	Sunday and Wednesday
Cut-off Time	13:00PM (Riyadh time), one business day preceding valuation day
Payment Date	3 business days from next valuation day
Management Fee	1.75% of NAV annually
Subscription Fee	A one-time fee of up to 2.00%
Early Redm. Fee	0.25% if units are redeemed within 30 days of purchase

## FURTHER INFORMATION

Head Office	(011) 406 2500
Telephone No.:	9200 11878
Sales:	9200 11878
Website:	<a href="http://www.anbinvest.com.sa">www.anbinvest.com.sa</a>

## FUND CODE

Institution	Code
Reuters	<a href="#">LP65037770</a>
Zawya	<a href="#">ANBCOMP.MF</a>
Morningstar	<a href="#">F00000LXP 2</a>
Bloomberg	<a href="#">AISACOA:AB</a>

## DISCLAIMER

Past performance figures are not indicative of future performance. Potential investors should be aware that the price of units are subject to change & are not guaranteed.

Please refer to the Terms & Conditions for further fund information.

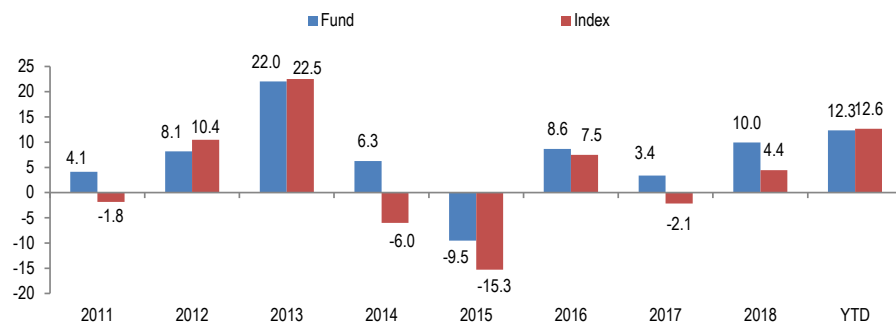
## INVESTMENT OBJECTIVE &amp; STRATEGY

The investment objective of the fund is to invest in a broadly diversified portfolio of Saudi Arabian equities that are Shariah-compliant, and to invest in Murabaha and trading deals and funds.

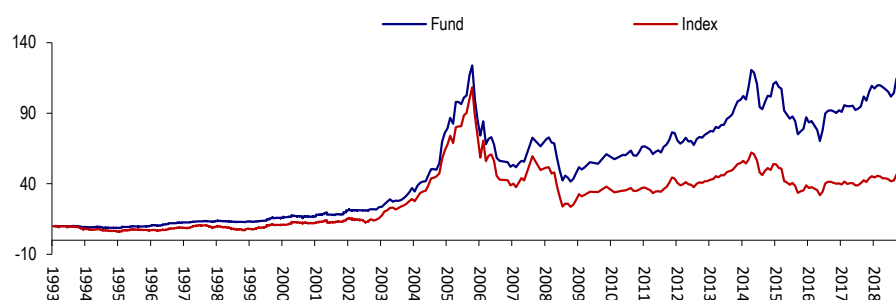
## CUMULATIVE PERFORMANCE (%)

	1Q19	2Q19	3Q19	4Q19	1 Year	3 Years	5 Years	Since Incep.
Fund	12.32				11.47	48.37	18.91	1071.01
Index	12.63				8.48	34.82	-11.75	376.74

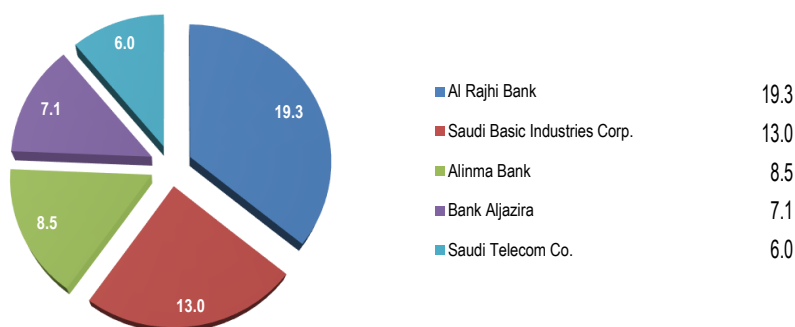
## HISTORICAL PERFORMANCE



## PERFORMANCE SINCE INCEPTION



## TOP FIVE HOLDINGS (%)



## SECTOR WEIGHTING (%)

Banks	38.6
Materials	34.4
Telecommunication Serv	6.0
Retailing	5.1
Capital Good	3.8
Food & Beverages	2.3
Real Estate	2.0
Insurance	1.3
Cash	6.5

## Risk Ratio

	1 year	3 years	5 years
Standard Deviation	12.91	17.23	19.72
Sharp Ratio	0.68	0.69	0.09
Information Ratio	1.16	0.91	1.44