

# Jadwa Saudi Equity Fund

## Monthly Fund Fact Sheet - 30 June 2019

جدوى للاستثمار  
Jadwa Investment



### Investment Objective:

To provide long-term capital growth by investing in the Saudi equity market. The Fund invests its assets in a diversified portfolio comprised of Shariah-compliant companies listed on the Saudi equity market, using a multi-strategy approach. The Fund may also invest up to 25% of its assets in other Shariah-compliant Saudi equity investment funds approved by CMA.

**Inception Date:** Class A: 26-Sep-16  
Class B: 30-Jun-07

**Base Currency:** SAR

### Benchmark:

S&P Saudi Arabia Shariah Domestic (TR)

**Unit Price:** Class A: 153.5570  
Class B: 394.3383

**Net Asset Value:** SAR 463.21mn

**Valuation Days:** Each business day

**Cut-off time:** 10 am business day

**Management Fee:** Class A: 1.25%  
Class B: 1.95%

**Subscription Fee:** Up to 3%

**Min Initial Subscription:** Class A: SAR 25mn  
Class B: SAR 1,000

**Min. Add'l Sub/Red:** -

### Identification Tickers:

**Bloomberg:** JADSEQT

**Lipper:** LP65077653

### Contact Info:

9661 1 279 1111

Sky Towers, King Fahd Rd

PO BOX 60677

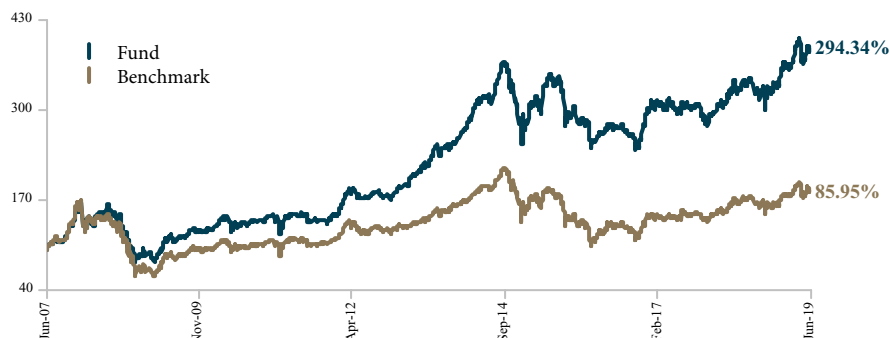
Riyadh 11555

Kingdom of Saudi Arabia

[www.jadwa.com](http://www.jadwa.com)

Disclaimer: Jadwa Investment or its directors, staff, or affiliates makes no warranty, representation or undertaking whether expressed or implied, nor does it assume any legal liability, whether direct or indirect, or responsibility for the accuracy, completeness, or usefulness of any information that is contained in this material. It is not the intention of this material to be used or deemed as an advice, opinion or for any action that may take place in future. Unless otherwise stated, all information contained in this material shall not be reproduced, in whole or in part, without the specific written permission of Jadwa Investment. The content of this document is for information purposes only. Jadwa Investment does not hold itself out as providing legal, financial or other advice via this document. Investments in Jadwa's products are governed by their Terms and Conditions. Some products are exposed to foreign currencies and changes in currency exchange rates may have an adverse effect on the value and price. The product's value is subject to fluctuations and the investor may not receive the full amount that is originally invested. The information provided in this document may be changed at any time without prior notice. Past performance is not indicative of future returns. Jadwa Investment is authorized and regulated by the Capital Market Authority of Saudi Arabia.

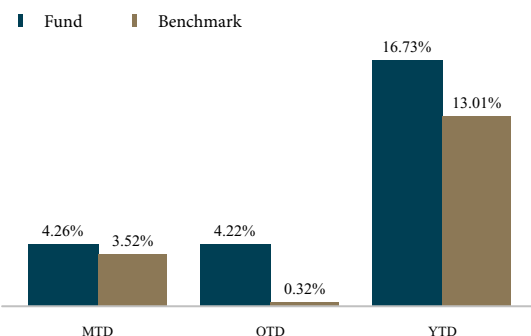
### Performance Since Inception Class B



\*Rebased

### Cumulative Performance vs Benchmark Class B

	Fund	Benchmark	Variance
Annualized (Since Inception)	12.10%	5.30%	6.80%
Since Inception	294.34%	85.95%	208.39%
1-Year	15.53%	6.99%	8.54%
3-Year	42.58%	38.07%	4.51%
5-Year	27.12%	0.23%	26.89%

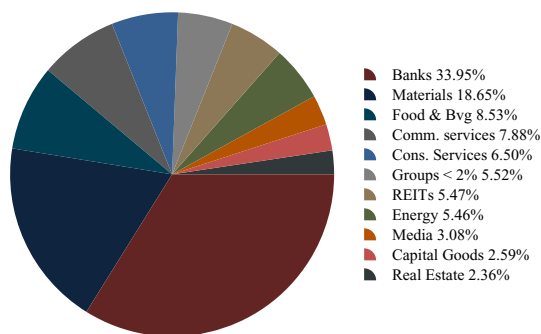


### Top 5 Weights

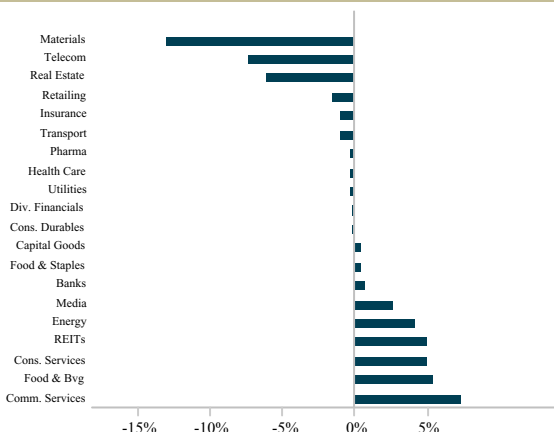
	Fund	Benchmark	Variance
Al Rajhi	22.89%	24.81%	-1.92%
Al Inma	6.02%	5.13%	0.89%
Jadwa REIT Saudi Fund	5.47%	--	5.47%
Maharah	4.81%	--	4.81%
SAFCO	4.44%	2.39%	2.05%

**Top 5 Total** 43.63% 32.33%

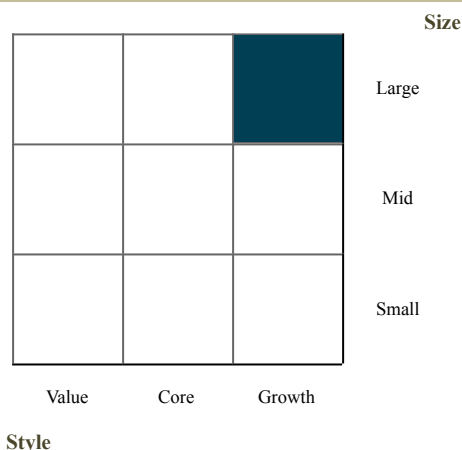
### Sector Weights



### Sector Active Weights



### Fund Focus



# Jadwa Saudi Equity Fund

## Monthly Fund Fact Sheet - 30 June 2019

جدوى للاستثمار  
Jadwa Investment



### Monthly Performance (%)

Class - A	Jan	Feb	Mar	Apr	May	Jun	Jul	Aug	Sep	Oct	Nov	Dec	Period
2019	8.70%	-0.75%	4.01%	6.65%	-6.16%	4.32%							17.16%
2018	6.03%	-1.89%	5.61%	3.07%	0.57%	0.72%	-0.02%	-3.13%	1.27%	0.47%	-0.74%	1.57%	13.95%
2017	1.08%	-1.40%	0.56%	0.53%	-4.16%	4.60%	-2.03%	-0.36%	1.06%	-5.62%	1.13%	1.85%	-3.13%
2016	-	-	-	-	-	-	-	-	-4.18%	3.60%	14.08%	4.85%	18.74%

Class - B	Jan	Feb	Mar	Apr	May	Jun	Jul	Aug	Sep	Oct	Nov	Dec	Period
2019	8.63%	-0.81%	3.95%	6.58%	-6.22%	4.26%							16.72%
2018	5.96%	-1.95%	5.55%	3.01%	0.51%	0.66%	-0.08%	-3.19%	1.21%	0.40%	-0.80%	1.51%	13.11%
2017	1.02%	-1.45%	0.50%	0.47%	-4.21%	4.54%	-2.08%	-0.42%	1.01%	-5.67%	1.07%	1.79%	-3.80%
2016	-8.80%	2.12%	1.14%	5.01%	-2.37%	0.74%	-1.96%	-2.18%	-5.38%	3.54%	14.02%	4.79%	9.20%
2015	8.28%	3.20%	-3.01%	12.81%	3.19%	-2.81%	-0.68%	-14.07%	0.24%	-1.89%	0.21%	-0.91%	2.20%
2014	2.77%	6.10%	6.18%	1.48%	1.79%	-3.09%	9.81%	8.39%	-2.43%	-8.76%	-14.64%	-0.85%	3.94%
2013	5.05%	0.46%	7.33%	2.93%	3.68%	0.58%	10.00%	-1.91%	3.03%	-0.19%	4.04%	4.83%	47.13%
2012	2.10%	12.49%	8.18%	0.45%	-5.73%	-1.80%	2.91%	3.23%	-3.81%	0.31%	-3.06%	5.55%	21.16%
2011	-4.76%	-6.41%	11.20%	3.90%	0.17%	-0.06%	-1.95%	-5.70%	2.00%	0.44%	-2.75%	7.34%	1.95%
2010	2.72%	3.42%	8.32%	2.22%	-9.64%	-0.64%	5.04%	-2.34%	3.20%	0.76%	-0.42%	4.66%	17.42%
2009	1.90%	-7.02%	6.54%	15.18%	9.74%	-3.34%	3.80%	0.27%	8.26%	-1.07%	1.69%	-1.83%	37.23%
2008	-13.23%	6.39%	-8.58%	13.90%	-2.26%	3.46%	-4.08%	-2.16%	-13.72%	-26.10%	-3.86%	2.45%	-42.72%
2007	-	-	-	-	-	-	8.50%	7.29%	-4.69%	11.11%	8.73%	19.03%	59.54%

Disclaimer: Jadwa Investment or its directors, staff, or affiliates makes no warranty, representation or undertaking whether expressed or implied, nor does it assume any legal liability, whether direct or indirect, or responsibility for the accuracy, completeness, or usefulness of any information that is contained in this material. It is not the intention of this material to be used or deemed as an advice, opinion or for any action that may take place in future. Unless for any action that may take place in future. Unless otherwise stated, all information contained in this material shall not be reproduced, in whole or in part, without the specific written permission of Jadwa Investment. The content of this document is for information purposes only. Jadwa Investment does not hold itself out as providing legal, financial or other advice via this document. Investments in Jadwa's products are governed by their Terms and Conditions. Some products are exposed to foreign currencies and changes in currency exchange rates may have an adverse effect on the value and price. The product's value is subject to fluctuations and the investor may not receive the full amount that is originally invested. The information provided in this document may be changed at any time without prior notice. Past performance is not indicative of future returns. Jadwa Investment is authorized and regulated by the Capital Market Authority of Saudi Arabia.