

AL DAWAA MEDICAL SERVICES COMPANY
(A SAUDI JOINT STOCK COMPANY)

CONSOLIDATED FINANCIAL STATEMENTS
FOR THE YEAR ENDED 31 DECEMBER 2025
WITH
INDEPENDENT AUDITOR'S REPORT

AL DAWAA MEDICAL SERVICES COMPANY
(A Saudi Joint Stock Company)

CONSOLIDATED FINANCIAL STATEMENTS AND INDEPENDENT AUDITOR'S REPORT
FOR THE YEAR ENDED 31 DECEMBER 2025

INDEX	Pages
Independent auditor's report	-
Consolidated statement of financial position	1
Consolidated statement of profit or loss	2
Consolidated statement of comprehensive income	3
Consolidated statement of changes in equity	4
Consolidated statement of cash flows	5 - 6
Notes to the consolidated financial statements	7 - 57



KPMG Professional Services Company

16th Floor, Al Barghash Tower
6189 Prince Turki Road, Al Corniche
P.O. Box 4803
Al Khobar, 34412 - 3146
Kingdom of Saudi Arabia
Commercial Registration No 2051062328

Headquarters in Riyadh

شركة كي بي إم جي للاستشارات المهنية مساهمة مهنية

الطابق ١٦، برج البرغاش
٦١٨٩ طريق الأمير تركي، الكورنيش
ص.ب ٤٨٠٣
الخبير ٣١٤٦ - ٣٤٤١٢
المملكة العربية السعودية
سجل تجاري رقم ٢٠٥١٠٦٢٣٢٨

المركز الرئيسي في الرياض

Independent Auditor's Report

To the Shareholders of Al Dawaa Medical Services Company (A Saudi Joint Stock Company)

Opinion

We have audited the consolidated financial statements of Al Dawaa Medical Services Company ("the Company") and its subsidiaries ("the Group"), which comprise the consolidated statement of financial position as at 31 December 2025, the consolidated statements of profit or loss, comprehensive income, changes in equity and cash flows for the year then ended, and notes to the consolidated financial statements, comprising material accounting policies and other explanatory information.

In our opinion, the accompanying consolidated financial statements present fairly, in all material respects, the consolidated financial position of the Group as at 31 December 2025, and its consolidated financial performance and its consolidated cash flows for the year then ended in accordance with International Financial Reporting Standards (IFRS) that are endorsed in the Kingdom of Saudi Arabia and other standards and pronouncements issued by the Saudi Organization for Chartered and Professional Accountants (SOCPA).

Basis for Opinion

We conducted our audit in accordance with International Standards on Auditing that are endorsed in the Kingdom of Saudi Arabia. Our responsibilities under those standards are further described in the Auditor's Responsibilities for the Audit of the Consolidated Financial Statements section of our report. We are independent of the Group in accordance with the International Code of Ethics for Professional Accountants (including International Independence Standards), that is endorsed in the Kingdom of Saudi Arabia, as applicable to audits of the financial statements of public interest entities. We have also fulfilled our other ethical responsibilities in accordance with the Code's requirements. We believe that the audit evidence we have obtained is sufficient and appropriate to provide a basis for our opinion.

Key Audit Matters

Key audit matters are those matters that, in our professional judgement, were of most significance in our audit of the consolidated financial statements of the current period. These matters were addressed in the context of our audit of the consolidated financial statements as a whole, and in forming our opinion thereon, and we do not provide a separate opinion on these matters.

© 2026 KPMG Professional Services Company, a professional closed joint stock company registered in the Kingdom of Saudi Arabia with a paid-up capital of SAR110,000,000 and a non-partner member firm of the KPMG global organization of independent member firms affiliated with KPMG International Limited, a private English company limited by guarantee. All rights reserved.

© ٢٠٢٦ شركة كي بي إم جي للاستشارات المهنية مساهمة مهنية، شركة مساهمة مهنية مسجلة في المملكة العربية السعودية، رأس مالها (١١٠,٠٠٠,٠٠٠) ريال سعودي منفرد
بالكامل، وهي عضو غير شريك في الشبكة العالمية لشركات كي بي إم جي المستقلة والأجنبية لكي بي إم جي العالمية المحدودة، شركة الإنجليزية خاصة محدودة بال ضمان.
جميع الحقوق محفوظة.



Independent Auditor's Report

To the Shareholders of Al Dawaa Medical Services Company (A Saudi Joint Stock Company) (Continued)

Key Audit Matters (continued)	
Existence of inventories	
Refer to Note 3 for the accounting policy of inventories and Note 11 for the related disclosure in the accompanying consolidated financial statements.	
The key audit matter	How the matter was addressed in our audit
<p>Inventories as at 31 December 2025 amounted to SR 1.7 billion representing 71% of current assets of the Group.</p> <p>The Group operates a perpetual inventory system and has cyclical inventory count system in place to conduct the stock counts in warehouses and pharmacies throughout the year.</p> <p>We considered it to be a key audit matter due to:</p> <ul style="list-style-type: none"> the Group deals with large number of inventory items at multiple locations with high volume of daily transactions at multiple locations which increase the risks associated with inventory existence. 	<p>We performed the following audit procedures to address the key audit matter:</p> <ul style="list-style-type: none"> obtained an understanding of the inventory count process implemented by the Group; assessed the design and implementation of key relevant controls relating to the Group's procedures for conducting physical inventory counts and assessed operating effectiveness of the controls over the counting process; attended sample of inventory counts and performed sample counts at a number of the Group's pharmacies and warehouses and reconciled observed count results with the inventory systems; performed testing around year-end to assess whether transactions were recorded in the correct accounting period.

Other Information

Management is responsible for the other information. The other information comprises the information included in the annual report, but does not include the consolidated financial statements and our auditor's report thereon.

Our opinion on the consolidated financial statements does not cover the other information and we do not express any form of assurance conclusion thereon.

In connection with our audit of the consolidated financial statements, our responsibility is to read the other information and, in doing so, consider whether the other information is materially inconsistent with the consolidated financial statements or our knowledge obtained in the audit, or otherwise appears to be materially misstated. If, based on the work we have performed, we conclude that there is a material misstatement of this other information, we are required to report that fact. We have nothing to report in this regard.



Independent Auditor's Report

To the Shareholders of Al Dawaa Medical Services Company (A Saudi Joint Stock Company) (continued)

Responsibilities of Management and Those Charged with Governance for the Consolidated Financial Statements

Management is responsible for the preparation and fair presentation of the consolidated financial statements in accordance with IFRS that are endorsed in the Kingdom of Saudi Arabia and other standards and pronouncements issued by SOCPA, the applicable requirements of the Regulations for Companies and Company's By-laws and for such internal control as management determines is necessary to enable the preparation of consolidated financial statements that are free from material misstatement, whether due to fraud or error.

In preparing the consolidated financial statements, management is responsible for assessing the Group's ability to continue as a going concern, disclosing, as applicable, matters related to going concern and using the going concern basis of accounting unless management either intends to liquidate the Group or to cease operations, or has no realistic alternative but to do so.

Those charged with governance, Board of Directors, are responsible for overseeing the Group's financial reporting process.

Auditor's Responsibilities for the Audit of the Consolidated Financial Statements

Our objectives are to obtain reasonable assurance about whether the consolidated financial statements as a whole are free from material misstatement, whether due to fraud or error, and to issue an auditor's report that includes our opinion. 'Reasonable assurance' is a high level of assurance, but is not a guarantee that an audit conducted in accordance with International Standards on Auditing that are endorsed in the Kingdom of Saudi Arabia, will always detect a material misstatement when it exists. Misstatements can arise from fraud or error and are considered material if, individually or in aggregate, they could reasonably be expected to influence the economic decisions of users taken on the basis of these consolidated financial statements.

As part of an audit in accordance with International Standards on Auditing that are endorsed in the Kingdom of Saudi Arabia, we exercise professional judgement and maintain professional scepticism throughout the audit. We also:

- Identify and assess the risks of material misstatement of the consolidated financial statements, whether due to fraud or error, design and perform audit procedures responsive to those risks, and obtain audit evidence that is sufficient and appropriate to provide a basis for our opinion. The risk of not detecting a material misstatement resulting from fraud is higher than for one resulting from error, as fraud may involve collusion, forgery, intentional omissions, misrepresentations or the override of internal control.
- Obtain an understanding of internal control relevant to the audit in order to design audit procedures that are appropriate in the circumstances, but not for the purpose of expressing an opinion on the effectiveness of the Group's internal control.
- Evaluate the appropriateness of accounting policies used and the reasonableness of accounting estimates and related disclosures made by management.
- Conclude on the appropriateness of management's use of the going concern basis of accounting and, based on the audit evidence obtained, whether a material uncertainty exists related to events or conditions that may cast significant doubt on the Group's ability to continue as a going concern. If we conclude that a material uncertainty exists, then we are required to draw attention in our auditor's report to the related disclosures in the consolidated financial statements or, if such disclosures are inadequate, to modify our opinion. Our conclusions are based on the audit evidence obtained up to the date of our auditor's report. However, future events or conditions may cause the Group to cease to continue as a going concern.
- Evaluate the overall presentation, structure and content of the consolidated financial statements, including the disclosures, and whether the consolidated financial statements represent the underlying transactions and events in a manner that achieves fair presentation.
- Plan and perform the group audit to obtain sufficient appropriate audit evidence regarding the financial information of the entities or business units within the Group as a basis for forming an opinion on the Group financial statements. We are responsible for the direction, supervision and review of the audit work performed for purposes of the Group audit. We remain solely responsible for our audit opinion.

To the Shareholders of Al Dawaa Medical Services Company (A Saudi Joint Stock Company) (continued)

Auditor's Responsibilities for the Audit of the Consolidated Financial Statements (continued)

We communicate with those charged with governance regarding, among other matters, the planned scope and timing of the audit and significant audit findings, including any significant deficiencies in internal control that we identify during our audit of Al Dawaa Medical Services Company ("the Company") and its subsidiaries ("the Group").

We also provide those charged with governance with a statement that we have complied with relevant ethical requirements regarding independence, and communicate with them all relationships and other matters that may reasonably be thought to bear on our independence and where applicable, actions taken to eliminate threats or safeguards applied.

From the matters communicated with those charged with governance, we determine those matters that were of most significance in the audit of the consolidated financial statements of the current period and are therefore the key audit matters. We describe these matters in our auditor's report unless law or regulation precludes public disclosure about the matter or when, in extremely rare circumstances, we determine that a matter should not be communicated in our report because the adverse consequences of doing so would reasonably be expected to outweigh the public interest benefits of such communication.

KPMG Professional Services Company



Mohammed Najeeb Alkhelaiwi
License No: 481



Al Khobar, 24 Dhul-Qidah 1447H
Corresponding to: 11 May 2026G

AL DAWAA MEDICAL SERVICES COMPANY
(A Saudi Joint Stock Company)

CONSOLIDATED STATEMENT OF FINANCIAL POSITION

As at 31 December 2025

(Expressed in Saudi Riyals, unless otherwise stated)

	Note	31 December 2025	31 December 2024	1 January 2024
			*Restated	*Restated
ASSETS				
Non-current assets				
Property and equipment	6	1,013,182,044	1,058,812,752	994,861,137
Right-of-use assets	7	1,673,670,127	1,447,646,513	1,475,826,600
Intangible assets	8	18,928,261	20,614,238	21,041,323
Equity accounted investee	10	11,537,010	490,000	-
Investment in unconsolidated subsidiaries		-	204,739	204,739
Long term deposits		3,037,682	2,540,891	2,853,964
Equity instruments designated at fair value through other comprehensive income (FVTOCI)	9	52,120,000	63,900,000	208,797,334
Total non-current assets		2,772,475,124	2,594,209,133	2,703,585,097
Current assets				
Inventories	11	1,736,089,622	1,548,002,025	1,350,100,766
Trade receivables	12	575,363,726	751,152,858	447,171,699
Prepayments and other current assets	13	75,947,835	146,770,275	174,628,029
Amounts due from related parties	32(c)	1,819,139	400,410	2,167,957
Right of return assets	14	693,262	693,262	693,262
Equity instrument designated at FVTOCI	9	-	1,790,191	-
Cash and cash equivalents	15	71,232,723	47,526,199	54,323,191
Total current assets		2,461,146,307	2,496,335,220	2,029,084,904
Total Assets		5,233,621,431	5,090,544,353	4,732,670,001
EQUITY AND LIABILITIES				
Equity				
Share capital	16.1	850,000,000	850,000,000	850,000,000
Statutory reserve	16.2	-	-	59,459,361
Fair value reserve of equity instruments at FVTOCI		(14,480,000)	(2,775,642)	24,856,826
Retained earnings		615,282,335	482,615,829	275,716,976
Total equity		1,450,802,335	1,329,840,187	1,210,033,163
Liabilities				
Non-current liabilities				
Lease liabilities	7	1,497,319,491	1,278,404,126	1,307,680,985
Term loans	17	-	-	140,416,666
Employees' benefits	18	256,822,845	250,214,560	217,999,878
Total non-current liabilities		1,754,142,336	1,528,618,686	1,666,097,529
Current liabilities				
Short term borrowings	19	580,037,500	480,000,000	500,000,000
Current portion of term loans	17	-	140,416,678	161,666,668
Refund liabilities	14	46,105,311	28,130,736	31,516,870
Trade and other payables	20	1,106,602,308	1,305,416,882	884,509,467
Amounts due to related parties	32(e)	44,699,816	42,396,610	48,441,523
Current portion of lease liabilities	7	210,228,332	201,486,560	184,484,573
Contract liabilities	22	24,348,591	17,908,427	22,579,380
Provision for zakat	30	16,654,902	16,329,587	23,340,828
Total current liabilities		2,028,676,760	2,232,085,480	1,856,539,309
Total Liabilities		3,782,819,096	3,760,704,166	3,522,636,838
Total equity and liabilities		5,233,621,431	5,090,544,353	4,732,670,001

The accompanying notes 1 through 40 on pages 7 to 57 form an integral part of these consolidated financial statements which has been authorized for issue by the Board of Directors of the Group on 3 May 2026 corresponding to 16 Dhul-Qidah 1447H on behalf of the shareholders and signed on its behalf by:


Chairman of Board of Directors
Samir Abdulhadi


Chief Executive Officer
Mohammed Saad Al-Farraj


Chief Financial Officer
Shareef Al-Aqabawi


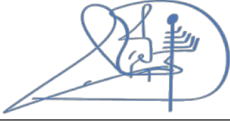
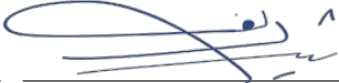
* The comparative information is restated on account of correction of errors, See note 34

AL DAWAA MEDICAL SERVICES COMPANY
(A Saudi Joint Stock Company)

CONSOLIDATED STATEMENT OF PROFIT OR LOSS
For the year ended 31 December 2025
(Expressed in Saudi Riyals, unless otherwise stated)

	Note	2025	2024
			*Restated
Revenue	23	6,736,196,458	6,454,353,978
Cost of revenue	24	(4,363,081,673)	(4,157,865,124)
Gross profit		2,373,114,785	2,296,488,854
Selling and distribution expenses	25	(1,770,635,648)	(1,656,569,521)
General and administrative expenses	26	(138,994,569)	(140,094,533)
Other expenses	28	(10,909,601)	(4,539,820)
Other income	29	15,490,571	3,263,326
Operating profit		468,065,538	498,548,306
Finance cost	27	(129,457,714)	(124,991,507)
Share of loss of equity-accounted investees, net of tax	10	(3,852,990)	-
Write off of investment in unconsolidated subsidiaries		(204,739)	-
Impairment of trade receivables	12.2	(2,709,739)	-
Profit before Zakat		331,840,356	373,556,799
Zakat expense	30	(10,084,694)	(22,148,323)
Profit for the year		321,755,662	351,408,476
Earnings per share:			
Basic and diluted earnings per share attributable to the shareholders of the Company	31	3.79	4.13

The accompanying notes 1 through 40 on pages 7 to 57 form an integral part of these consolidated financial statements which has been authorized for issue by the Board of Directors of the Group on 3 May 2026 corresponding to 16 Dhul-Qidah 1447H on behalf of the shareholders and signed on its behalf by:

		
_____ Chairman of Board of Directors Samir Abdulhadi	_____ Chief Executive Officer Mohammed Saad Al-Farraj	_____ Chief Financial Officer Shareef Al-Aqabawi


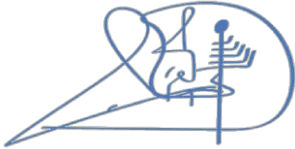

* The comparative information is restated on account of correction of errors, See note 34

AL DAWAA MEDICAL SERVICES COMPANY
(A Saudi Joint Stock Company)

CONSOLIDATED STATEMENT OF COMPREHENSIVE INCOME
For the year ended 31 December 2025
(Expressed in Saudi Riyals, unless otherwise stated)

	Note	2025	2024
Profit for the year		321,755,662	351,408,476 *Restated
Other comprehensive income			
<i>Items that will not be reclassified to the consolidated statement of profit or loss in subsequent periods:</i>			
Re-measurement gain / (loss) on defined benefit obligations	18	25,111,329	(5,726,539)
Fair value changes in equity investment designated at FVOCI	9	(11,704,843)	(12,949,913)
Total other comprehensive income / (loss)		13,406,486	(18,676,452)
Total comprehensive income for the year		335,162,148	332,732,024

The accompanying notes 1 through 40 on pages 7 to 57 form an integral part of these consolidated financial statements which has been authorized for issue by the Board of Directors of the Group on 3 May 2026 corresponding to 16 Dhul-Qidah 1447H on behalf of the shareholders and signed on its behalf by:

 <hr style="border: 0.5px solid black;"/> <p>Chairman of Board of Directors Samir Abdulhadi</p>	 <hr style="border: 0.5px solid black;"/> <p>Chief Executive Officer Mohammed Saad Al-Farraj</p>	 <hr style="border: 0.5px solid black;"/> <p>Chief Financial Officer Shareef Al-Aqabawi</p>
---------------------------------------------------------------------------------------------------------------------------------------------------------------------------------------------------------	-----------------------------------------------------------------------------------------------------------------------------------------------------------------------------------------------------------	-------------------------------------------------------------------------------------------------------------------------------------------------------------------------------------------------------

* The comparative information is restated on account of correction of errors, See note 34

AL DAWAA MEDICAL SERVICES COMPANY
(A Saudi Joint Stock Company)

CONSOLIDATED STATEMENT OF CHANGES IN EQUITY
For the year ended 31 December 2025
(Expressed in Saudi Riyals, unless otherwise stated)

	Share capital	Statutory reserve	Fair value reserve of equity instruments at FVOCI	Retained earnings	Total
Balance at 1 January 2024, as previously reported	850,000,000	59,459,361	24,856,826	378,688,565	1,313,004,752
Impact of correction of errors (note 34)	-	-	-	(102,971,589)	(102,971,589)
Restated balance as at 1 January 2024	850,000,000	59,459,361	24,856,826	275,716,976	1,210,033,163
<i>Total comprehensive income for the year</i>					
Profit for the year (restated)	-	-	-	351,408,476	351,408,476
Other comprehensive loss for the year (restated)	-	-	(12,949,913)	(5,726,539)	(18,676,452)
Total comprehensive income for the year (restated)	-	-	(12,949,913)	345,681,937	332,732,024
Transfer of fair value reserve of equity instruments designated at FVOCI	-	-	(14,682,555)	14,682,555	-
Transfer of statutory reserves (note 16.2)	-	(59,459,361)	-	59,459,361	-
<i>Transactions with owners in their capacity as owners</i>					
Dividends	-	-	-	(212,925,000)	(212,925,000)
Balance at 31 December 2024 (restated)	850,000,000	-	(2,775,642)	482,615,829	1,329,840,187
Balance at 1 January 2025 (restated)	850,000,000	-	(2,775,642)	482,615,829	1,329,840,187
<i>Total comprehensive income for the year</i>					
Profit for the year	-	-	-	321,755,662	321,755,662
Other comprehensive income for the year	-	-	(11,704,843)	25,111,329	13,406,486
Total comprehensive income for the year	-	-	(11,704,843)	346,866,991	335,162,148
Transfer of fair value reserve of equity instruments designated at FVOCI	-	-	485	(485)	-
<i>Transactions with owners in their capacity as owners</i>					
Dividends (note 21)	-	-	-	(214,200,000)	(214,200,000)
Balance at 31 December 2025	850,000,000	-	(14,480,000)	615,282,335	1,450,802,335

The accompanying notes 1 through 40 on pages 7 to 57 form an integral part of these consolidated financial statements which has been authorized for issue by the Board of Directors of the Group on 3 May 2026 corresponding to 16 Dhul-Qidah 1447H on behalf of the shareholders and signed on its behalf by:


Chairman of Board of Directors
Samir Abdulhadi


Chief Executive Officer
Mohammed Saad Al-Farraj


Chief Financial Officer
Shareef Al-Aqabawi

* The comparative information is restated on account of correction of errors. See Note 34

AL DAWAA MEDICAL SERVICES COMPANY
(A Saudi Joint Stock Company)

CONSOLIDATED STATEMENT OF CASH FLOWS
For the year ended 31 December 2025
(Expressed in Saudi Riyals, unless otherwise stated)

	<u>Note</u>	<u>2025</u>	<u>2024</u> *Restated
Cash flows from operating activities			
Profit for the year		321,755,662	351,408,476
<u>Adjustments for:</u>			
Depreciation for property and equipment	6	185,597,989	163,915,209
Depreciation for right-of-use assets	7	225,548,544	212,698,353
Amortisation of intangible assets	8	5,540,634	6,039,626
Impairment of trade receivables	12.2	2,709,739	-
(Gain) / loss on derecognition due to termination of leases	7	(8,664,974)	780,578
Short term lease expense	7	9,767,349	8,832,206
Variable lease expense	7	13,099,336	9,974,307
Write off of property and equipment	6	7,852,980	3,474,560
Inventory provision formed during the year	11	38,615,020	16,989,675
Provision for employees' benefits	18	32,671,783	29,612,107
Gain on disposal of property and equipment		(957,391)	(1,036,830)
Finance cost	27	129,457,714	124,991,507
Share in results of equity-accounted investees		3,852,990	-
Write off of investment in unconsolidated subsidiaries		204,739	-
Zakat expense	30	10,084,694	22,148,323
<u>Changes in:</u>			
Inventories		(226,702,616)	(214,890,935)
Trade receivables		175,789,132	(303,981,159)
Prepayments and other current assets		70,325,649	28,170,827
Amounts due from related parties		(1,418,729)	1,767,547
Refund liabilities		17,974,575	(3,386,134)
Trade and other payables		(197,497,083)	421,578,744
Amounts due to related parties		2,303,206	(6,044,913)
Contract liabilities		6,440,164	(4,670,953)
Cash generated from operating activities		824,351,106	868,371,121
Short term lease payments	7	(9,767,349)	(8,832,206)
Variable lease payments	7	(13,099,336)	(9,974,307)
Interest paid		(115,447,822)	(114,265,965)
Employees' benefits paid	18	(16,279,552)	(14,551,069)
Zakat paid	30	(9,759,379)	(29,159,564)
Net cash generated from operating activities		659,997,668	691,588,010
Cash flows from investing activities			
Purchases of property and equipment	6	(147,820,261)	(231,382,815)
Proceeds from disposal of property and equipment		957,391	1,078,261
Additions to intangible assets	8	(3,854,657)	(5,612,541)
Proceeds from disposal of equity instruments designated at FVOCI		1,865,348	130,157,230
Investment in equity accounted investee		(14,900,000)	(490,000)
Net cash used in investing activities		(163,752,179)	(106,249,865)

AL DAWAA MEDICAL SERVICES COMPANY
(A Saudi Joint Stock Company)


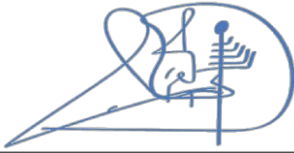

CONSOLIDATED STATEMENT OF CASH FLOWS (CONTINUED)

For the year ended 31 December 2025

(Expressed in Saudi Riyals, unless otherwise stated)

	Note	2025	2024
			*Restated
Cash flows from financing activities			
Proceeds from short-term borrowings		2,568,037,500	1,814,500,000
Repayments of short-term borrowings		(2,468,000,000)	(1,834,500,000)
Repayments of long-term loans		(140,416,678)	(161,666,656)
Principal elements of lease payments		(218,579,036)	(197,573,716)
Dividend paid		(213,580,751)	(212,894,765)
Net cash used in financing activities		(472,538,965)	(592,135,137)
Net increase / (decrease) in cash and cash equivalents		23,706,524	(6,796,992)
Cash and cash equivalents at beginning of year		47,526,199	54,323,191
Cash and cash equivalents at end of year		71,232,723	47,526,199
Significant non-cash transactions			
Additions to right-of-use assets and lease liabilities	7	502,513,088	200,813,097
Remeasurements to right-of-use assets and lease liabilities	7	-	3,003,566
Modifications to right-of-use assets and lease liabilities	7	7,811,239	2,812,144
Fair value changes in equity instruments designated at FVOCI	9	(11,704,843)	(12,949,913)
Transfer of fair value reserve of equity instruments designated at FVOCI	9.1	485	14,682,555
Trade receivables written off during the year	12.2	-	19,706,343
Statutory reserve transferred to retained earnings	16.2	-	59,459,361

The accompanying notes 1 through 40 on pages 7 to 57 form an integral part of these consolidated financial statements which has been authorized for issue by the Board of Directors of the Group on 3 May 2026 corresponding to 16 Dhul Qidah 1447H on behalf of the shareholders and signed on its behalf by:

		
Chairman of Board of Directors Samir Abdulhadi	Chief Executive Officer Mohammed Saad Al-Farraj	Chief Financial Officer Shareef Al-Aqabawi

* The comparative information is restated on account of correction of errors. See Note 34

AL DAWAA MEDICAL SERVICES COMPANY
(A Saudi Joint Stock Company)

NOTES TO THE CONSOLIDATED FINANCIAL STATEMENTS

For the year ended 31 December 2025

(Expressed in Saudi Riyals, unless otherwise stated)

1 CORPORATE INFORMATION

Al Dawaa Medical Services Company (herein after referred as the "Company") is a Saudi Joint Stock Company. The Company was initially registered as a Limited Liability Company in the Kingdom of Saudi Arabia ("KSA") under Commercial Registration numbered 2051025701 dated 23 Ramadan 1422H (corresponding to 8 December 2001G) and national unified number 7001428445 with branches in Khobar, Riyadh, Jeddah, and other cities across the Kingdom. The Company's registered office is located at P.O. box 4326, Al Khobar 31952, Kingdom of Saudi Arabia.

The Company is listed on Saudi Stock Exchange (Tadawul) since 14 March 2022 with a free float of 30% of the Company's share capital.

The Company and its subsidiaries listed below (collectively referred to as the "Group") are engaged in online wholesale of pharmaceutical products, pharmaceutical agents, wholesale of pharmaceutical goods, related pharmacy activities, pharmaceutical warehousing activities, retail of medical equipment and other equipment, online retailing, land transport of goods, providing delivery services via electronic platforms, managing and renting self-storage stores and manufacturing of single-use medical products and disposables.

The Group has investment in the following subsidiaries:

Name	Country of Incorporation	Equity interest %	
		2025	2024
Premier Medical Devices Manufacturing Company	Kingdom of Saudi Arabia	100%	100%
Glanzzen	United Arab Emirates	100%	100%
Al-Dawaa Medical Services Company FZCO	United Arab Emirates	100%	100%
Ronzac GmbH	Germany	100%	100%
Hollinz	Germany	100%	100%
Solutions Systems for Logistics Services Company	Kingdom of Saudi Arabia	100%	-

The Group has investment in following associates:

Name	Country of Incorporation	Equity interest %	
		2025	2024
Modawaa and Rieaya Medical Company Limited	Kingdom of Saudi Arabia	49%	49%
National Parcel Stations Network Company	Kingdom of Saudi Arabia	33%	-

1.1 Subsidiaries and associate

a) Premier Medical Devices Manufacturing Company

Premier Medical Devices Manufacturing Company is engaged in manufacturing of single-use medical products, consumables, medical examination tables, surgical furniture, beds with mechanical motion additives, medical thermometers, respirators and medical anesthesia.

b) Glanzzen

Glanzzen is engaged in marketing activities and health care management consulting activities. Refer note 1.1.1 below.

c) Al-Dawaa Medical Services Company FZCO

Al-Dawaa Medical Services Company FZCO is engaged in marketing activities. Refer note 1.1.1 below.

d) Ronzac GmbH

Ronzac GmbH is engaged in granting marketing licenses for pharmaceutical products, consumer goods and food products. Refer note 1.1.1 below.

e) Hollinz

Hollinz is engaged in granting marketing licenses for pharmaceutical products, consumer goods and food products. Refer note 1.1.1 below.

**AL DAWAA MEDICAL SERVICES COMPANY
(A Saudi Joint Stock Company)**

NOTES TO THE CONSOLIDATED FINANCIAL STATEMENTS

For the year ended 31 December 2025

(Expressed in Saudi Riyals, unless otherwise stated)

1 CORPORATE INFORMATION (CONTINUED)

1.1 Subsidiaries and associate (continued)

f) Solutions Systems for Logistics Services Company

During the year ended 31 December 2025, the Group's Board of Directors approved the transformation of the branch with Commercial Registration No. 1122101682 into an independent entity, named Solutions System for Logistics Services Company, fully owned by the Group. The necessary regulatory procedures for this conversion have been successfully completed. Solutions System for Logistics Services Company is engaged in providing logistics, storage, custom clearance and waste transportation services.

g) National Parcel Stations Network Company

During the year ended 31 December 2025, the Group's has acquired 33.33% of the share capital of National Parcel Stations Network Company ("NPSN") a limited liability company within Kingdom of Saudi Arabia. The Group has significant influence over NPSN and has classified the investment as an associate, accounting for it using the equity method. The Company is engaged in providing logistics, storage, custom clearance and waste transportation services.

h) Modawaa and Rieaya Medical Company Limited

During the year ended 31 December 2024, the Group in partnership with Mouwasat Medical Services Company established Modawaa and Rieaya Medical Company Limited ("Modawaa") as a limited liability company within Kingdom of Saudi Arabia, against which 49% of equity share (of equivalent amount) are issued. Modawaa is principally engaged in medical clinic activities and have not started its operations. The Group has significant influence over Modawaa and classified it as investment in associate.

1.1.1 The Group has accounted for the investment in these subsidiaries at cost and classified as investment in unconsolidated subsidiaries as these subsidiaries have not yet commenced operations. The assets, liabilities and operations of these subsidiaries as of 31 December 2025 and for the year then ended are not material to the Group's consolidated financial statements.

2 BASIS OF PREPARATION

2.1 Statement of compliance

The accompanying consolidated financial statements of the Group have been prepared in accordance with International Financial Reporting Standards ("IFRS") issued by the International Accounting Standards Board ("IASB"), as endorsed in the Kingdom of Saudi Arabia and other standards and pronouncements issued by the Saudi Organization for Chartered and Professional Accountants (SOCPA).

2.2 Basis of measurement

These consolidated financial statements are prepared under the historical cost convention, using the accruals basis of accounting, except for certain employees' benefits which are measured at present value of the defined benefit obligation using the projected unit credit method and equity investments at FVOCI which is measured at fair value.

2.3 Functional and presentation currency

These consolidated financial statements are presented in Saudi Riyals (SR) which is the Company's functional and the Group's presentation currency.

2.4 Basis of consolidation

These consolidated financial statements incorporate the financial statements of the Company and its subsidiaries as at the reporting date. Control is achieved when the Company:

- has power over the investee;
- is exposed, or has rights, to variable returns from its involvement with the investee; and
- has the ability to use its power to affect its returns.

**AL DAWAA MEDICAL SERVICES COMPANY
(A Saudi Joint Stock Company)**

NOTES TO THE CONSOLIDATED FINANCIAL STATEMENTS

For the year ended 31 December 2025

(Expressed in Saudi Riyals, unless otherwise stated)

1 BASIS OF PREPERATION (CONTINUED)

2.4 Basis of consolidation (continued)

The Group reassesses whether or not it controls an investee if facts and circumstances indicate that there are changes to one or more of the three elements of control listed above.

Consolidation of a subsidiary begins when the Group obtains control over the subsidiary and ceases when the Group loses control of the subsidiary. Specifically, assets, liabilities, income and expenses of a subsidiary acquired or disposed off during the period are included in the consolidated statement of comprehensive income from the date the Group gains control until the date when the Group ceases to control the subsidiary.

Profit or loss and each component of other comprehensive income are attributed to the shareholders of the Group and to the non-controlling interests. Total comprehensive income of subsidiaries is attributed to the shareholders of the Group and to the non-controlling interests even if this results in the non-controlling interests having a deficit balance.

If the Group loses control over its subsidiary, it derecognizes the related assets (including goodwill), liabilities, non-controlling interests and other components of equity, while any resultant gain or loss is recognized in profit or loss. Any investment retained is recognized at fair value. When necessary, adjustments are made to the financial statements of subsidiaries to bring their accounting policies into line with the Group's accounting policies.

Non-Controlling Interests (NCI) are measured at their proportionate share of the acquiree's identifiable net assets at the date of acquisition. Changes in the Group's interest in a subsidiary that do not result in a loss of control are accounted for as equity transactions.

All intragroup assets and liabilities, equity, income, expenses and cash flows relating to transactions between members of the Group are eliminated in full on consolidation. The Group and its subsidiary have the same reporting periods.

3 MATERIAL ACCOUNTNG POLICIES

The accounting policies stated below have been consistently applied to all periods presented in these consolidated financial statements unless otherwise stated.

Property and equipment

Property and equipment are stated at cost, net of accumulated depreciation and accumulated impairment losses, if any. Such cost includes the cost of replacing part of the property and equipment and borrowing costs for long-term projects if the recognition criteria are met. When significant parts of property and equipment are required to be replaced at intervals, the Group depreciates them separately based on their specific useful lives. Likewise, when a major inspection is performed, its cost is recognised in the carrying amount of the property and equipment as a replacement if the recognition criteria are satisfied. All other repair and maintenance costs are recognised in consolidated statement of profit or loss as incurred.

Depreciation is calculated from the date the item of property and equipment are available for its intended use or in respect of self-constructed assets, from the date such assets are ready for the intended use. Land and capital work in progress are not depreciated.

Depreciation is calculated on a straight-line basis over the estimated useful lives of the assets, as follows:

Leasehold improvements	Lower of lease term or 5 - 10 years
Motor vehicles and distribution vans	5 - 15 years
Furniture and fixtures	5 years
Office equipment	6.67 years
Building	10 - 30 years
Machinery and equipment	20 years

AL DAWAA MEDICAL SERVICES COMPANY
(A Saudi Joint Stock Company)

NOTES TO THE CONSOLIDATED FINANCIAL STATEMENTS

For the year ended 31 December 2025

(Expressed in Saudi Riyals, unless otherwise stated)

3 MATERIAL ACCOUNTING POLICIES (CONTINUED)

Property and equipment (continued)

An item of property and equipment and any significant part initially recognised is derecognised upon disposal or when no future economic benefits are expected from its use or disposal. Any gain or loss arising on derecognition of the asset (calculated as the difference between the net disposal proceeds and the carrying amount of the asset) is included in the consolidated statement of profit or loss when the asset is derecognised. The residual values, useful lives and methods of depreciation of property and equipment are reviewed at each financial year end and adjusted prospectively, if appropriate.

Construction work in progress (CWIP)

CWIP is recognized at cost less accumulated impairment, if any. CWIP is transferred to the related property and equipment when the construction or installation and related activities necessary to prepare the property and equipment for their intended use have been completed and the property and equipment are ready for operational use.

Intangible assets

Intangible assets acquired separately are measured on initial recognition at cost. Following initial recognition, intangible assets are carried at cost less accumulated amortization and accumulated impairment losses, if any. Internally generated intangibles assets, excluding capitalized development costs, are not capitalized and the related expenditure is recognized in the consolidated statement of profit or loss when it is incurred. The useful lives of intangible assets are assessed to be either finite or indefinite.

Intangible assets with finite lives are amortized over their useful economic lives and assessed for impairment whenever there is an indication that the intangible asset may be impaired. The amortization period and the amortization method for an intangible asset with a finite useful life are reviewed at least at the end of each reporting period. Changes in the expected useful life or the expected pattern of consumption of future economic benefits embodied in the asset are accounted for by changing the amortization period or method, as appropriate, and are treated as changes in accounting estimates. The amortization expense on intangible assets with finite lives is recognized in the consolidated statement of profit or loss in the expense category consistent with the function of the intangible assets.

Softwares are amortised using straight-line method over 6.7 years. Gains or losses arising from derecognition of an intangible asset are measured as the difference between the net disposal proceeds and the carrying amount of the asset and are recognized in the consolidated statement of profit or loss when the asset is derecognized.

3 MATERIAL ACCOUNTING POLICIES (CONTINUED)

Leases

The Group as a lessee

The Group assesses whether a contract is or contains a lease, at inception of a contract. A contract is, or contains, a lease if the contract conveys the right to control the use of an identified asset for a period of time in exchange for a consideration.

At commencement or on modification of a contract that contains a lease component, the Group allocates the consideration in the contract to each lease component on the basis of its relative stand-alone prices. Currently, the Group has no contract which includes lease and non-lease component.

The Group recognizes a right-of-use asset and a corresponding lease liability with respect to all lease agreements in which it is the lessee, except for short-term leases (defined as leases with a lease term of 12 months or less) and leases of low value assets. For these leases, the Group recognizes the lease payments as an operating expense on a straight-line basis over the term of the lease unless another systematic basis is more representative of the time pattern in which economic benefits from the leased asset are consumed.

The right-of-use assets comprise the initial measurement of the corresponding lease liability, initial direct costs, lease payments made at or before the commencement date less any lease incentives received. They are subsequently measured at cost less accumulated depreciation and impairment losses.

Right-of-use assets are depreciated over the shorter of the lease term and the useful life of the underlying asset. If a lease transfers ownership of the underlying asset or the cost of the right-of-use asset reflects that the Group expects to exercise a purchase option, the related right-of-use asset is depreciated over the useful life of the underlying asset. The depreciation starts at the commencement date of the lease.

The right-of-use assets are presented as a separate line in the consolidated statement of financial position. The Group applies IAS 36 Impairment of Assets to determine whether a right-of-use asset is impaired.

The lease liability is initially measured at the present value of the lease payments that are not paid at the commencement date, discounted using the rate implicit in the lease. If this rate cannot be readily determined, the Group uses its incremental borrowing rate, being the rate that the lessee would have to pay to borrow the funds necessary to obtain an asset of similar value in a similar economic environment with similar terms and conditions.

Lease payments included in the measurement of the lease liability comprise:

- fixed lease payments (including in-substance fixed payments), less any lease incentives;
- variable lease payments that depend on an index or rate, initially measured using the index or rate at the commencement date;
- the amount expected to be payable by the lessee under residual value guarantees;
- the exercise price of purchase options, if the lessee is reasonably certain to exercise the options; and
- payments of penalties for terminating the lease, if the lease term reflects the exercise of an option to terminate the lease.

The lease liability is presented as a separate line in the consolidated statement of financial position.

The lease liability is subsequently measured by increasing the carrying amount to reflect interest on the lease liability (using the effective interest method) and by reducing the carrying amount to reflect the lease payments made.

The Group remeasures the lease liability (and makes a corresponding adjustment to the related right-of-use asset) whenever:

- the lease term has changed or there is a change in the assessment of exercise of a purchase option, in which case the lease liability is remeasured by discounting the revised lease payments using a revised discount rate.
- the lease payments change due to changes in an index or rate or a change in expected payment under a guaranteed residual value, in which cases the lease liability is remeasured by discounting the revised lease payments using the initial discount rate (unless the lease payments change is due to a change in a floating interest rate, in which case a revised discount rate is used).
- a lease contract is modified and the lease modification is not accounted for as a separate lease, in which case the lease liability is remeasured by discounting the revised lease payments using a revised discount rate.

AL DAWAA MEDICAL SERVICES COMPANY
(A Saudi Joint Stock Company)

NOTES TO THE CONSOLIDATED FINANCIAL STATEMENTS
For the year ended 31 December 2025
(Expressed in Saudi Riyals, unless otherwise stated)

3 MATERIAL ACCOUNTING POLICIES (CONTINUED)

Leases (continued)

Variable lease payments

In case of leases which contain variable payment linked to the usage or performance of the leased assets, such payments are recognized in the consolidated statement of profit or loss.

Extension and termination options

In determining the lease term, management considers all facts and circumstances that create an economic incentive to exercise an extension option, or not to exercise a termination option. Extension options or periods after termination options are only included in the lease term if the lease is reasonably certain to be extended or not terminated. The Group assesses at lease commencement whether it is reasonably certain to exercise the extension options. The Group reassesses whether it is reasonably certain to exercise the options if there is a significant event or significant change in circumstances within control.

Short term leases

Short-term leases are leases with a lease term of 12 months or less. Payments for short-term leases are recognised on a straight-line basis in the consolidated statement of profit or loss.

Impairment of non-financial assets

The Group assesses at each reporting date whether there is an indication that an asset may be impaired. If any indication exists, or when annual impairment testing for an asset is required, the Group estimates the assets recoverable amount. An asset's recoverable amount is the higher of an asset's or CGU's fair value less costs to sell and its value-in-use and is determined for an individual asset, unless the asset does not generate cash inflows that are largely independent of those from other assets or groups of assets. Where the carrying amount of an asset or CGU exceeds its recoverable amount, the asset or CGU is considered impaired and is written down to its recoverable amount. In assessing the value-in-use, the estimated future cash flows are discounted to their present value using a pre-tax discount rate (pre-Zakat) that reflects current market assessment of the time value of money and the risks specific to the asset. In determining fair value less costs of disposal, recent market transactions are taken into account. If no such transactions can be identified, an appropriate valuation model is used. These calculations are corroborated by valuation multiples, quoted share prices for publicly traded companies or other available fair value indicators.

The Group's impairment calculation is based on detailed budgets and forecast calculations. These budgets and forecast calculations are generally covering a five-year period. For longer periods, a long-term growth rate is calculated and applied to project future cash flows after the budget period.

Impairment losses of continuing operations, including impairment on working capital, if applicable, are recognized in the consolidated statement of profit or loss in those expense categories consistent with the function of the impaired asset.

For assets other than above, an assessment is made at each financial year-end as to whether there is any indication that previously recognized impairment losses may no longer exist or may have decreased. If such indication exists, the Group estimates the asset's or CGU's recoverable amount. A previously recognized impairment loss is reversed only if there has been a change in the assumptions used to determine the asset's recoverable amount since the last impairment loss was recognized. This reversal is limited such that the recoverable amount doesn't exceed what the carrying amount would have been, net of depreciation, had no impairment loss been recognized for the asset in prior years. Such reversal is recognized in the consolidated statement of profit or loss.

Government grants

The Group receives government grants on hiring and developing of fresh Saudi workforce. Government grants are recognized at fair value when there is reasonable assurance that it will be received, and the Group will comply with the conditions associated with the grant. Government grants are recognized in the consolidated statement of profit or loss on a systematic basis over the periods in which the Group recognizes salaries expense against which the grants are intended to compensate.

AL DAWAA MEDICAL SERVICES COMPANY
(A Saudi Joint Stock Company)

NOTES TO THE CONSOLIDATED FINANCIAL STATEMENTS

For the year ended 31 December 2025

(Expressed in Saudi Riyals, unless otherwise stated)

3 MATERIAL ACCOUNTING POLICIES (CONTINUED)

Inventories

Inventories comprise goods held for sale. Inventories are valued at the lower of cost and net realisable value using the weighted average cost basis. Directly attributable costs and rebates are included in the cost of inventories. Net realisable value is the estimated selling price in the ordinary course of business, less estimated costs of completion and the estimated costs necessary to make the sale.

Cash and cash equivalents

Cash and cash equivalents includes cash on hand, deposits held at call with financial institutions, other short-term, highly liquid investments with original maturities of three months or less that are readily convertible to known amounts of cash and which are subject to an insignificant risk of changes in value, and bank overdrafts that are repayable on demand and that form an integral part of the Group's cash management. Bank overdrafts are shown within borrowings in current liabilities in the consolidated statement of financial position, if any.

Employees' benefits

Short-term obligations

Liabilities for wages and salaries, including non-monetary benefits and air fare that are expected to be settled wholly within twelve months after the end of the period in which the employees render the related service are recognized in respect of employees' services up to the end of the reporting period and are measured at amounts expected to be paid when the liabilities are settled. The liabilities are presented as current employee benefit obligations in consolidated statement of financial position.

Employees' end of services benefits

The liability recognized in the consolidated statement of financial position in respect of the defined end of service benefit plan is the present value of the defined benefit obligation at the end of the reporting period. The defined benefit obligation is calculated by independent actuaries using the projected unit credit method.

The net interest cost is calculated by applying the discount rate to the net balance of the defined end of service benefit obligation. This cost is included in employee benefit expense in the consolidated statement of profit or loss. Remeasurement gains and losses arising from experience adjustments and changes in actuarial assumptions are recognized in the period in which they occur, directly in other comprehensive income. Remeasurements are not reclassified to profit or loss in subsequent periods. Changes in the present value of the defined benefit obligation resulting from plan amendments or curtailments are recognized immediately in consolidated statement of profit or loss as past service costs.

Provisions

Provisions are recognized when the Group has a present obligation (legal or constructive) as a result of a past event, it is probable that an outflow of resources embodying economic benefits will be required to settle the obligation and a reliable estimate can be made of the amount of the obligation. Where management of the Group expects some or all of a provision to be reimbursed, for example under an insurance contract, the reimbursement is recognized as a separate asset but only when the reimbursement is virtually certain. The expense relating to any provision is presented in consolidated statement of profit or loss net of any reimbursement. If the effect of the time value of money is material, provisions are discounted using a current pre-tax rate that reflects, where appropriate, the risks specific to the liability. Where discounting is used, the increase in the provision due to the passage of time is recognized as a finance cost.

Contingencies

Contingent liabilities are not recognized in the consolidated financial statements. These are disclosed unless the possibility of an outflow of resources embodying economic benefits is remote. Liabilities which are probable, are recorded in the consolidated statement of financial position under accounts payable and accruals. A contingent asset is not recognized in the consolidated financial statements but disclosed when an inflow of economic benefits is probable. A contingent asset becomes a realized asset recordable on the consolidated statement of financial position when the realization of cash flows associated with it becomes relatively certain.

3 MATERIAL ACCOUNTING POLICIES (CONTINUED)

Zakat

Zakat is provided in accordance with the Zakat, Tax and Customs Authority Regulations (ZATCA) in the Kingdom of Saudi Arabia. The provision is charged to the consolidated statement of profit or loss. The zakat charge is computed on the Saudi shareholders' share of the zakat base or adjusted net profit whichever is higher. Any difference in the estimate is recorded in consolidated statement of profit or loss when the final assessment is approved, at which time the provision is cleared.

Value added tax

Expenses and assets are recognized net of the amount of value added tax ("VAT"), except:

- When the VAT incurred on a purchase of assets or services is not recoverable from the ZATCA, in which case, the VAT is recognised as part of the cost of acquisition of the asset or as part of the expense item, as applicable.
- When receivables and payables are stated with the amount of VAT included.
- The net amount of VAT recoverable from, or payable to, the taxation authority is included as part of receivables or payables in the consolidated statement of financial position.

Financial instruments

A financial instrument is any contract that gives rise to a financial asset of one entity and a financial liability or equity instrument of another entity. Accounts receivable and equity securities are initially recognized when they are originated. All other financial instruments are initially recognized when the Group becomes a party to the contractual provisions of the instrument.

Financial assets

The Group determines the classification of its financial assets at initial recognition. The classification depends on the entity's business model for managing the financial assets and the contractual terms of the cash flows.

i. Initial recognition and measurement

At initial recognition, the Group measures a financial asset (unless it is an accounts receivable without a significant financing component) at its fair value plus, in the case of a financial asset not at fair value through profit or loss, transaction costs that are directly attributable to the acquisition of the financial asset. Transaction costs of financial assets carried at fair value through profit or loss are expensed in the consolidated statement of profit or loss as incurred. Accounts receivable without a significant financing component is initially measured at the transaction price.

In order for a financial asset to be classified and measured at amortised cost or fair value through OCI, it needs to give rise to cash flows that are 'solely payments of principal and interest (SPPI)' on the principal amount outstanding. This assessment is referred to as the SPPI test and is performed at an instrument level. The classification depends on the Group's business model for managing the financial assets and the contractual terms of the cash flows.

The Group's business model for managing financial assets refers to how it manages its financial assets in order to generate cash flows. The business model determines whether cash flows will result from collecting contractual cash flows, selling the financial assets, or both. Financial assets classified and measured at amortised cost are held within a business model with the objective to hold financial assets in order to collect contractual cash flows while financial assets classified and measured at fair value through OCI are held within a business model with the objective of both holding to collect contractual cash flows and selling.

Purchases or sales of financial assets that require delivery of assets within a time frame established by regulation or convention in the market place (regular way trades) are recognized on the trade date, i.e., the date that the Group commits to purchase or sell the asset.

AL DAWAA MEDICAL SERVICES COMPANY
(A Saudi Joint Stock Company)

NOTES TO THE CONSOLIDATED FINANCIAL STATEMENTS
For the year ended 31 December 2025
(Expressed in Saudi Riyals, unless otherwise stated)

3 MATERIAL ACCOUNTING POLICIES (CONTINUED)

Financial instruments (continued)

Financial assets (continued)

ii. Subsequent measurement

The financial assets are classified in the following measurement categories for the purpose of subsequent measurement:

- a) Those to be measured subsequently at fair value (either through other comprehensive income, or through statement of profit or loss), and
- b) Those to be measured at amortized cost.

Financial assets at fair value

Financial assets that are held for trading or are managed and whose performance is evaluated on a fair value basis are measured at FVTPL. Net gains and losses, including any interest or dividend income, are recognized in consolidated statement of profit or loss. Dividends on financial assets at FVOCI are recognized as income in consolidated statement of profit or loss unless the dividend clearly represents a recovery of part of the cost of the investment.

For assets measured at fair value, gains and losses are either be recorded in consolidated statement of profit or loss or other comprehensive income. For investments in equity instruments, this will depend on whether the Group has made an irrevocable election at the time of initial recognition to account for the equity investment at fair value through other comprehensive income.

Financial assets at amortized cost

Subsequent measurement of financial assets at amortized cost depends on the Group's business model for managing the asset and the cash flow characteristics of the asset. The Group classifies financial assets at amortised cost based on the below:

- a) The asset is held within a business model with the objective of collecting the contractual cash flows, and
- b) The contractual terms give rise on specified dates to cash flows that are solely payments of principal and interest on the principal outstanding.

Amortized cost is calculated by taking into account any discount or premium on acquisition and fees or costs that are an integral part of the EIR. The amortised cost is reduced by impairment losses. Interest income, foreign exchange gains and losses and impairment are recognized in consolidated statement of profit or loss. Any gain or loss on derecognition is recognized in profit or loss.

The Group's financial assets at amortized cost include trade receivables, other receivables, due from related parties and cash and cash equivalents.

Trade receivables are stated at the amortized cost, which generally correspond to face value (original invoice amount), do not bear interest, and generally have a 30 to 90 days term, less any provision for doubtful debts and impairment. An allowance for doubtful debts is made based upon Company's best estimate of expected credit losses related to those receivables. Such estimate is based on customers' financial status and historical write-off experience. Account balances are written off against such allowance after all means of collection have been exhausted and potential of recovery is remote. Bad debts written off as such are recorded in the consolidated statement of profit or loss as incurred.

Financial assets are not reclassified subsequent to their initial recognition unless the Group changes its business model for managing financial assets, in which case all affected financial assets are reclassified on the first day of the first reporting period following the change in the business model.

On initial recognition of an equity investment that is not held for trading, the Group may irrevocably elect to present subsequent changes in the investment's fair value in OCI. This election is made on an investment-by-investment basis.

3 MATERIAL ACCOUNTING POLICIES (CONTINUED)

Financial instruments (continued)

Financial assets (continued)

Financial assets at amortized cost (continued)

All financial assets not classified as measured at amortised cost or FVOCI as described above are measured at FVTPL. This includes all derivative financial assets. On initial recognition, the Group may irrevocably designate a financial asset that otherwise meets the requirements to be measured at amortised cost or at FVOCI as at FVTPL if doing so eliminates or significantly reduces an accounting mismatch that would otherwise arise.

Financial assets – Business model and assessment

The Group makes an assessment of the objective of the business model in which a financial asset is held at a portfolio level because this best reflects the way the business is managed and information is provided to management. The information considered includes:

- The stated policies and objectives for the portfolio and the operation of those policies in practice. These include whether management's strategy focuses on earning contractual interest income, maintaining a particular interest rate profile, matching the duration of the financial assets to the duration of any related liabilities or expected cash outflows or realising cash flows through the sale of the assets;
- How the performance of the portfolio is evaluated and reported to the Group's management;
- The risks that affect the performance of the business model (and the financial assets held within that business model) and how those risks are managed;
- How managers of the business are compensated – e.g., whether compensation is based on the fair value of the assets managed or the contractual cash flows collected; and
- The frequency, volume and timing of sales of financial assets in prior periods, the reasons for such sales and expectations about future sales activity.

Transfers of financial assets to third parties in transactions that do not qualify for derecognition are not considered sales for this purpose, consistent with the Group's continuing recognition of the assets.

Financial assets that are held for trading or are managed and whose performance is evaluated on a fair value basis are measured at FVTPL.

Financial assets – Assessment whether contractual cash flows are solely payments of principal and interest

For the purposes of this assessment, 'principal' is defined as the fair value of the financial asset on initial recognition. 'Interest' is defined as consideration for the time value of money and for the credit risk associated with the principal amount outstanding during a particular period of time and for other basic lending risks and costs (e.g., liquidity risk and administrative costs), as well as a profit margin. In assessing whether the contractual cash flows are solely payments of principal and interest, the Group considers the contractual terms of the instrument. This includes assessing whether the financial asset contains a contractual term that could change the timing or amount of contractual cash flows such that it would not meet this condition. In making this assessment, the Group considers:

- contingent events that would change the amount or timing of cash flows;
- terms that may adjust the contractual coupon rate, including variable-rate features;
- prepayment and extension features; and
- terms that limit the Group's claim to cash flows from specified assets (e.g., non-recourse features).

A prepayment feature is consistent with the solely payments of principal and interest criterion if the prepayment amount substantially represents unpaid amounts of principal and interest on the principal amount outstanding, which may include reasonable additional compensation for early termination of the contract. Additionally, for a financial asset acquired at a discount or premium to its contractual par amount, a feature that permits or requires prepayment at an amount that substantially represents the contractual par amount plus accrued (but unpaid) contractual interest (which may also include reasonable additional compensation for early termination) is treated as consistent with this criterion if the fair value of the prepayment feature is insignificant at initial recognition.

AL DAWAA MEDICAL SERVICES COMPANY
(A Saudi Joint Stock Company)

NOTES TO THE CONSOLIDATED FINANCIAL STATEMENTS
For the year ended 31 December 2025
(Expressed in Saudi Riyals, unless otherwise stated)

3 MATERIAL ACCOUNTING POLICIES (CONTINUED)

Financial instruments (continued)

Financial assets (continued)

De-recognition of financial assets

The Group derecognises a financial asset when the contractual rights to the cash flows from the financial asset expires, or it transfers the rights to receive the contractual cash flows in a transaction in which substantially all of the risks and rewards of ownership of the financial asset are transferred or in which the Group neither transfers nor retains substantially all of the risks and rewards of ownership and it does not retain control of the financial asset. The Group enters into transactions whereby it transfers assets recognized in its statement of financial position, but retains either all or substantially all of the risks and rewards of the transferred assets. In these cases, the transferred assets are not derecognized.

When the Group has transferred its rights to receive cash flows from an asset or has entered into a pass-through arrangement, it evaluates if, and to what extent, it has retained the risks and rewards of ownership. When it has neither transferred nor retained substantially all of the risks and rewards of the asset, nor transferred control of the asset, the Group continues to recognize the transferred asset to the extent of its continuing involvement. In that case, the Group also recognized an associated liability. The transferred asset and the associated liability are measured on a basis that reflects the rights and obligations that the Group has retained. Continuing involvement that takes the form of a guarantee over the transferred asset is measured at the lower of the original carrying amount of the asset and the maximum amount of consideration that the Group could be required to repay.

Impairment of financial assets

The Group applies expected credit loss (ECL) model for measurement and recognition of impairment loss on the financial assets and credit risk exposure that are debt instruments and are measured at amortized cost e.g., trade receivables, cash and banks etc.

Expected credit losses are the probability-weighted estimate of credit losses (i.e., present value of all cash shortfalls) over the expected life of the financial asset. A cash shortfall is the difference between the cash flows that are due in accordance with the contract and the cash flows that the Group expects to receive. The expected credit losses consider the amount and timing of payments and hence,

A credit loss arises even if the Group expects to receive the payment in full but later than when contractually due. The expected credit loss method requires assessing credit risk, default and timing of collection since initial recognition. This requires recognizing allowance for expected credit losses in the consolidated statement of profit or loss even for receivables that are newly originated or acquired.

Impairment of financial assets is measured as either 12 month expected credit losses or life time expected credit losses, depending on whether there has been a significant increase in credit risk since initial recognition. '12 month expected credit losses' represent the expected credit losses resulting from default events that are possible within 12 months after the reporting date. 'Lifetime expected credit losses' represent the expected credit losses that result from all possible default events over the expected life of the financial asset.

Trade receivables are of a short duration, normally less than 12 months and hence the loss allowance measured as lifetime expected credit losses does not differ from that measured as 12 month expected credit losses. The Group applies simplified approach for measuring expected credit losses for trade receivables.

AL DAWAA MEDICAL SERVICES COMPANY
(A Saudi Joint Stock Company)

NOTES TO THE CONSOLIDATED FINANCIAL STATEMENTS
For the year ended 31 December 2025
(Expressed in Saudi Riyals, unless otherwise stated)

3 MATERIAL ACCOUNTING POLICIES (CONTINUED)

Financial instruments (continued)

Financial liabilities

The Group determines the classification of its financial liabilities at initial recognition.

All financial liabilities are recognized initially at fair value. Financial liabilities accounted at amortized cost like borrowings are accounted at the fair value determined based on the effective interest rate method (EIR) after considering the directly attributable transaction costs.

The financial liabilities are classified in the following measurement categories:

- a) Those to be measured as financial liabilities at fair value through profit or loss, and
- b) Those to be measured at amortized cost.

The Group classifies all financial liabilities as subsequently measured at amortized cost, except for financial liabilities at fair value through profit or loss. Such liabilities, including derivatives that are liabilities, shall be subsequently measured at fair value.

The effective interest rate ("EIR") method calculates the amortized cost of a debt instrument by allocating interest charge over the relevant effective interest rate period. The effective interest rate is the rate that exactly discounts estimated future cash outflow (including all fees paid or received that form an integral part of the effective interest rate, transaction costs and other premiums or discounts) through the expected life of the debt instrument, or, where appropriate, a shorter period, to the net carrying amount on initial recognition. This category generally applies to borrowings and trade payables.

The Group's financial liabilities include trade and other payables, borrowings including bank overdrafts and amounts due to related parties. The Group measures financial liabilities (except derivatives) at amortized cost.

A financial liability is derecognized when the obligation under the liability is discharged or cancelled or expires. When an existing financial liability is replaced by another from the same lender on substantially different terms, or the terms of an existing liability are substantially modified, such an exchange or modification is treated as a derecognition of the original liability and the recognition of a new liability, and the difference in the respective carrying amounts is recognized in the consolidated statement of profit or loss and other comprehensive income.

Offsetting financial instruments

Financial assets and liabilities are offset and the net amount reported in the consolidated statement of financial position when there is a legally enforceable right to offset the recognized amounts and there is an intention to settle on a net basis or realize the asset and settle the liability simultaneously. The legally enforceable right must not be contingent on future events and must be enforceable in the normal course of business and in the event of default, insolvency or bankruptcy of the Group or the counterparty.

Transactions and balances in foreign currency

Transactions in foreign currencies are initially recorded by the Group at their respective functional currency spot rates at the date the transaction first qualifies for recognition. Monetary assets and liabilities denominated in foreign currencies are translated at the functional currency spot rates of exchange at the reporting date.

Differences arising on settlement or translation of monetary items are recognized in the consolidated statement of profit or loss.

NOTES TO THE CONSOLIDATED FINANCIAL STATEMENTS
For the year ended 31 December 2025
(Expressed in Saudi Riyals, unless otherwise stated)

3 MATERIAL ACCOUNTING POLICIES (CONTINUED)

Fair value measurement

The Group measures financial instruments such as equity instruments designated at FVOCI and swap derivatives, at fair value at each reporting date.

Fair value is the price that would be received to sell an asset or paid to transfer a liability in an orderly transaction between market participants at the measurement date. The fair value measurement is based on the presumption that the transaction to sell the asset or transfer the liability takes place either:

- In the principal market for the asset or liability, or
- In the absence of a principal market, in the most advantageous market for the asset or liability

The fair value of an asset or a liability is measured using the assumptions that market participants would use when pricing the asset or liability, assuming that market participants act in their economic best interest. A fair value measurement of a non-financial asset takes into account a market participant's ability to generate economic benefits by using the asset in its highest and best use or by selling it to another market participant that would use the asset in its highest and best use.

The Group uses valuation techniques that are appropriate in the circumstances and for which sufficient data are available to measure fair value, maximizing the use of relevant observable inputs and minimizing the use of unobservable inputs. All assets and liabilities for which fair value is measured or disclosed in the financial statements are categorized within the fair value hierarchy, described as follows, based on the lowest level input that is significant to the fair value measurement as a whole:

- Level 1 — Quoted (unadjusted) market prices in active markets for identical assets or liabilities
- Level 2 — Valuation techniques for which the lowest level input that is significant to the fair value measurement is directly or indirectly observable
- Level 3 — Valuation techniques for which the lowest level input that is significant to the fair value measurement is unobservable.

For assets and liabilities that are recognized in the consolidated financial statements at fair value on a recurring basis, the Group determines whether transfers have occurred between levels in the hierarchy by re-assessing categorization (based on the lowest level input that is significant to the fair value measurement as a whole) at the end of each reporting period. The Group determines the policies and procedures for both recurring fair value measurement, and for non-recurring measurement.

Revenue recognition

Revenue is recognized when control of the goods are transferred and rendering of services are completed to the customer at an amount that reflects the consideration to which the Group expects to be entitled in exchange for those sold goods and rendering of services. The Group has generally concluded that it is the principal in its revenue arrangements because it typically controls the goods before transferring them to the customer. The Group generates revenue from the following sources:

Retail

The Group operates a chain of retail stores (pharmacies) selling medicines; perfumes, cosmetics and beauty tools and other products. Revenue is recognized at the point in time when control of the asset is transferred to the customer (i.e., at the point the customer purchases the goods at the retail outlet). Payment of the transaction price is due immediately at the point in time when control of the asset is transferred to the customer. However, certain sales are through insurance and other companies. A receivable is recognized by the Group upon transfer of control as this represents the point in time at which the right to consideration becomes unconditional, as only the passage of time is required before payment is due. It is the Group's policy to sell its products to its customers with a right of return within 7 days.

Rights of return - retail

However, the management concluded that the expected returns based on pattern of historical returns is deemed immaterial, accordingly the management has not accounted for it.

AL DAWAA MEDICAL SERVICES COMPANY
(A Saudi Joint Stock Company)

NOTES TO THE CONSOLIDATED FINANCIAL STATEMENTS
For the year ended 31 December 2025
(Expressed in Saudi Riyals, unless otherwise stated)

3 MATERIAL ACCOUNTING POLICIES (CONTINUED)

Revenue recognition (continued)

Loyalty points programme

The Group operates 'Arbahi' loyalty programme which allows customers to accumulate points when they purchase products in the Group's retail stores. The loyalty points give rise to a separate performance obligation as they provide a material right to the customer.

A portion of the transaction price is allocated to the loyalty points awarded to customers based on relative stand-alone selling price and recognized as a contract liability until the points are redeemed. Revenue is recognized upon redemption for products by the customer or when the points are expired (i.e., 12 months after the initial sale).

When estimating the stand-alone selling price of the loyalty points, the Group considers the likelihood that the customer will redeem the points. The Group updates its estimates of the points that will be redeemed at the end of each reporting period and any adjustments to the contract liability balance are charged against revenue.

The disclosures of significant estimates and assumptions relating to the estimation of the stand-alone selling price of the loyalty points are provided in note 4.

Wholesale

The Group sells medicines and cosmetics to the wholesale market. Revenue is recognized when control of the goods has transferred, being when the goods have been shipped to the wholesaler's specific location (delivery). Following delivery, the wholesaler has full discretion over the manner of distribution and there is no unfulfilled obligation that could affect the wholesaler's acceptance of the products. Delivery occurs when the products have been shipped to the specific location, the risks of obsolescence and loss have been transferred to the wholesaler, and either the wholesaler has accepted the products in accordance with the sales contract. A receivable is recognized by the Group when the goods are delivered to the wholesaler as this represents the point in time at which the right to consideration becomes unconditional, as only the passage of time is required before payment is due.

Variable consideration

If the consideration in a contract includes a variable amount, the Group estimates the amount of consideration to which it will be entitled in exchange for transferring the goods to the customer. The variable consideration is estimated at contract inception and constrained until it is highly probable that a significant revenue reversal in the amount of cumulative revenue recognized will not occur when the associated uncertainty with the variable consideration is subsequently resolved. Some contracts for the wholesale provide customers with a right to return the goods within a specified period. The Group also provides retrospective volume rebates to certain customers once the quantity of purchased during a 12 months period exceeds the threshold specified in the contract. The rights of return and volume rebates give rise to variable consideration.

The disclosures of significant estimates and assumptions relating to the estimation of variable consideration for returns and volume rebates are provided in note 4.

Rights of return - wholesale

A refund liability is recognized for the goods that are expected to be returned (i.e., the amount not included in the transaction price). A right of return asset (and corresponding adjustment to cost of sales) is also recognized for the right to recover the goods from the customer.

AL DAWAA MEDICAL SERVICES COMPANY
(A Saudi Joint Stock Company)

NOTES TO THE CONSOLIDATED FINANCIAL STATEMENTS
For the year ended 31 December 2025
(Expressed in Saudi Riyals, unless otherwise stated)

3 MATERIAL ACCOUNTING POLICIES (CONTINUED)

Revenue recognition (continued)

Volume rebates

The Group applies the most likely amount method to estimate the variable consideration in the contract. The selected method that best predicts the amount of variable consideration is primarily driven by the number of volume thresholds contained in the contract. The most likely amount is used for those contracts with a single volume threshold, while the expected value method is used for those with more than one volume threshold. The Group then applies the requirements on constraining estimates of variable consideration in order to determine the amount of variable consideration that can be included in the transaction price and recognized as revenue. A refund liability is recognized for the expected future rebates (i.e., the amount not included in the transaction price).

Logistic and transportation services

The Group is engaged in providing transportation and logistics services. These revenues are recognised when services are rendered. All revenues of the Group are recognized over time as the services are provided. All services of the Group are delivered within Kingdom of Saudi Arabia.

Significant financing component

The Group does not expect to have any contracts where the period between the transfer of the promised goods to the customer and payment by the customer exceeds one year. As a consequence, the Group does not adjust any of the transaction prices for the time value of money.

Contract balances

Contract liabilities

A contract liability is the obligation to transfer goods to a customer for which the Group has received consideration (or an amount of consideration is due) from the customer. Contract liabilities are recognized as revenue when the Group performs under the contract (i.e., transfers control of the related goods to the customer). Refer to accounting policies of financial liabilities under Financial instruments – initial recognition, subsequent measurement and derecognition.

Assets and liabilities arising from rights of return

Right of return assets

A right-of-return asset is recognized for the right to recover the goods expected to be returned by customers. The asset is measured at the former carrying amount of the inventory, less any expected costs to recover the goods and any potential decreases in value. The Group updates the measurement of the asset for any revisions to the expected level of returns and any additional decreases in the value of the returned products.

Refund liabilities

A refund liability is recognized for the obligation to refund some or all of the consideration received (or receivable) from a customer. The Group's refund liabilities arise from customers' right of return. The liability is measured at the amount the Group ultimately expects it will have to return to the customer. The Group updates its estimates of refund liabilities (and the corresponding change in the transaction price) at the end of each reporting period.

Cost of sales and operating expenses

Cost of sales includes costs previously included in the measurement of the inventory that has been sold to customers. Selling and distribution expenses are those that specifically relate to salesmen, delivery vehicles, and lease of pharmacies.

Allocation of overheads between selling and distribution expenses, and general and administrative expenses, where required, is made on a consistent basis based on predetermined rates as appropriate by the Group.

3 MATERIAL ACCOUNTING POLICIES (CONTINUED)

Cost of sales and operating expenses (continued)

Commercial rebates

The Group has agreements with suppliers whereby volume-related allowances, promotional and marketing allowances and various other fees and discounts are received in connection with the purchase of goods for resale from those suppliers. Most of the income received from suppliers relates to adjustments to a core cost price of a product, and as such is considered part of the purchase price for that product. Sometimes receipt of the income is conditional on the Group performing specified actions or satisfying certain performance conditions associated with the purchase of the product. These include achieving agreed purchases or sales volume targets and providing promotional or marketing materials and activities or promotional product positioning. While there is no standard industry definition, these amounts receivable from suppliers in connection with the purchase of goods for resale are generally termed commercial rebates.

Commercial rebates is recognized when earned by the Group, which occurs when all obligations conditional for earning rebates have been discharged, and the rebates can be measured reliably based on the terms of the contract. Commercial rebates are recognized as a credit within cost of sales. Where the rebates earned relates to inventories which are held by the Group at period ends, the rebate is included within the cost of those inventories, and recognized in cost of sales upon sale of those inventories. Amounts due relating to commercial rebates are recognized within trade and other receivables, except in cases where the Group currently has a legally enforceable right of set-off and intends to offset amounts due from suppliers against amounts owed to those suppliers, in which case only the net amount receivable or payable is recognized.

Earnings per share

Basic earnings per share are calculated by dividing:

- the net income attributable to equity holders of the Group, excluding any costs of servicing equity other than ordinary shares
- by the weighted average number of ordinary shares outstanding during the financial period, adjusted for bonus elements in ordinary shares issued during the year and excluding treasury shares, if any.

Diluted EPS is calculated by dividing the net profit attributable to ordinary shareholders of the Group (after adjusting for interest on the convertible preference shares, if any) by the weighted average number of ordinary shares outstanding during the year plus the weighted average number of ordinary shares that would be issued on conversion, (if any) of all the dilutive potential ordinary shares into ordinary shares.

NOTES TO THE CONSOLIDATED FINANCIAL STATEMENTS

For the year ended 31 December 2025

(Expressed in Saudi Riyals, unless otherwise stated)

3 MATERIAL ACCOUNTING POLICIES (CONTINUED)

Segment information

An operating segment is a component of the Group that engages in business activities from which it may earn revenues and incur expenses, including revenues and expenses that relate to transactions with any of the Group's other components. All operating segments' operating results are reviewed regularly by the Board of Directors (Chief Operating Decision Makers) which in the Group's case is to make decisions about resources to be allocated to the segment and to assess its performance, and for which discrete financial information is available.

Segment results that are reported to the Board of Directors include items directly attributable to a segment as well as those that can be allocated on a reasonable basis.

Dividend

Interim dividends are recorded as liability in the period in which these are approved by the Board of directors. Final dividends are recorded in the consolidated financial statements in the period in which these are approved by the shareholders.

4 CRITICAL ACCOUNTING ESTIMATES AND JUDGMENTS

The preparation of the Group's financial statements requires management to make judgements, estimates and assumptions that affect the reported amounts of revenues, expenses, assets and liabilities, and the disclosure of contingent liabilities, at the reporting date. However, uncertainty about these assumptions and estimates could result in outcomes that could require a material adjustment to the carrying amount of the asset or liability affected in the future. These estimates and assumptions are based upon experience and various other factors that are believed to be reasonable under the circumstances and are used to judge the carrying values of assets and liabilities that are not readily apparent from other sources. The estimates and underlying assumptions are reviewed on an ongoing basis. Revisions to accounting estimates are recognized in the period in which the estimates are revised or in the revision period and future periods if the changed estimates affect both current and future periods.

4.1 Judgements

In the process of applying the Group' accounting policies, management has made the following judgements, which have the most significant effect on the amounts recognized in the consolidated financial statements:

Determination and allocation of transaction prices

The Group is required to determine the transaction price in respect of each of its contracts with customers. In making such judgement the Group assess the impact of any variable consideration in the contract; due to rebates; right to return and customer loyalty programme. The Group uses the expected value method to estimates the goods that will be returned and volume rebates, because this method best predicts the amount of variable consideration to which the Group will be entitled.

For customer loyalty programme, transaction price is allocated to the product and the points on a relative stand-alone selling price basis. Management estimates the stand-alone selling price per point on the basis of the discount granted when the points are redeemed and on the basis of the likelihood of redemption, based on past experience.

The stand-alone selling price of the product sold is estimated on the basis of the retail price.

4 CRITICAL ACCOUNTING ESTIMATES AND JUDGMENTS (CONTINUED)

4.1 Judgements (continued)

Determining the lease term of contracts with renewal and termination options – Group as lessee

The Group determines the lease term as the non-cancellable term of the lease, together with any periods covered by an option to extend the lease if it is reasonably certain to be exercised, or any periods covered by an option to terminate the lease, if it is reasonably certain not to be exercised.

The Group have lease contracts that include extension and termination option. The Group applies judgement in evaluating whether it is reasonably certain whether or not to exercise the option to renew or terminate the lease. That is, it considers all relevant factors that create an economic incentive for it to exercise either the renewal or termination. After the commencement date, the Group reassesses the lease term if there is a significant event or change in circumstances that is within its control and affects its ability to exercise or not to exercise the option to renew or to terminate.

4.2 Key sources of estimation uncertainty

Estimates and assumptions

The key assumptions concerning the future and other key sources of estimation uncertainty at the reporting date, that have a significant risk of causing a material carrying amounts of assets and liabilities within the financial year include:

Useful lives of property and equipment

Management determines the estimated useful lives of property and equipment for calculating depreciation. This estimate is determined after considering expected usage of the assets and physical wear and tear. Management reviews the residual value (if any) and useful lives annually and change in depreciation charges, if any, are adjusted in current and future periods.

Impairment of non-financial assets

Impairment exists when the carrying value of an asset or CGU exceeds its recoverable amount, which is the higher of its fair value less costs of disposal and its value in use. The fair value less costs of disposal calculation is based on available data from binding sales transactions, conducted at arm's length for similar assets or observable market prices less incremental costs for disposing of the asset. The value in use calculation is based on a DCF model.

The cash flows are derived from the budget and marketing terms forecast for the next five years and do not include restructuring activities that the Group is not yet committed to or significant future investments that will enhance the asset's performance of the CGU being tested. The recoverable amount is most sensitive to the discount rate used for the DCF model as well as the growth rate used for extrapolation purposes.

4 CRITICAL ACCOUNTING ESTIMATES AND JUDGMENTS (CONTINUED)

4.2 Key sources of estimation uncertainty (continued)

Estimates and assumptions (continued)

Long-term assumptions for employees' benefits

The cost of the employees' end-of-service benefits are determined using actuarial valuations. An actuarial valuation involves making various assumptions that may differ from actual developments in the future. These include the determination of the discount rate and future salary increases. Due to the complexities involved in the valuation and its long-term nature, a defined benefit obligation is highly sensitive to changes in these assumptions. All assumptions are reviewed at each reporting date.

Provision for expected credit losses on trade receivables

The Group uses a provision matrix to calculate ECLs for trade receivables. The provision rates are based on days past due for groupings of various customer segments that have similar loss patterns (i.e., by geography, product type, customer type, and coverage by letters of credit and other forms of credit insurance).

The provision matrix is initially based on the Group's historical observed default rates. The Group will calibrate the matrix to adjust the historical credit loss experience with forward-looking information. For instance, if forecast economic conditions (i.e., gross domestic product) are expected to deteriorate over the next year which can lead to an increased number of defaults in the manufacturing sector, the historical default rates are adjusted. At each reporting date, the historical observed default rates are updated and changes in the forward-looking estimates are analysed.

The assessment of the correlation between historical observed default rates, forecast economic conditions and ECLs is a significant estimate. The amount of ECLs is sensitive to changes in circumstances and of forecast economic conditions. The Group's historical credit loss experience and forecast of economic conditions may also not be representative of customer's actual default in the future.

Revenue recognition – Estimating variable consideration for returns and volume rebates

The Group estimates variable considerations to be included in the transaction price for the wholesale with rights of return and volume rebates.

The Group has developed a statistical model for forecasting sales returns. The model uses the historical return data of each product to come up with expected return percentages. These percentages are applied to determine the expected value of the variable consideration. Any significant changes in experience as compared to historical return pattern will impact the expected return percentages estimated by the Group.

The Group's expected volume rebates are analysed on a per customer basis for contracts that are subject to a single volume threshold. Determining whether a customer will be likely entitled to rebate will depend on the customer's historical rebates entitlement and accumulated purchases to date.

4 CRITICAL ACCOUNTING ESTIMATES AND JUDGMENTS (CONTINUED)

4.2 Key sources of estimation uncertainty (continued)

Estimates and assumptions (continued)

Revenue recognition – Estimating variable consideration for returns and volume rebates (continued)

Revenue recognition – Estimating stand-alone selling price – Arbahi loyalty programme

The Group estimates the stand-alone selling price of the loyalty points awarded under the Arbahi loyalty programme. The stand-alone selling price of the loyalty points issued is calculated by multiplying to the estimated redemption rate and to the monetary value assigned to the loyalty points. In estimating the redemption rate, the Group considers breakage which represents the portion of the points issued that will never be redeemed. The Group applies statistical projection methods in its estimation using customers' historical redemption patterns as the main input. The redemption rate is updated annually and the liability for the unredeemed points is adjusted accordingly. In estimating the value of the points issued, the Group considers the mix of products that will be available in the future in exchange for loyalty points and customers' preferences. The Group ensures that the value assigned to the loyalty points is commensurate to the stand-alone selling price of the products eligible for redemption (i.e., the value of each point is equivalent to the stand-alone selling price of any products eligible for redemption divided by number of points required).

As points issued under the programme expire within 12 months after the initial sale, estimates of the stand-alone selling price are not subject to significant uncertainty.

Fair value measurement of financial instruments

When the fair values of financial assets and financial liabilities recorded in the consolidated statement of financial position cannot be measured based on quoted prices in active markets, their fair value is measured using valuation techniques including the discounted cash flow (DCF) model. The inputs to these models are taken from observable markets where possible, but where this is not feasible, a degree of judgement is required in establishing fair values. Judgements include considerations of inputs such as liquidity risk, credit risk and volatility. Changes in assumptions relating to these factors could affect the reported fair value of financial instruments.

Leases - Estimating the incremental borrowing rate

The Group cannot readily determine the interest rate implicit in the lease agreement, therefore, it uses its Incremental Borrowing Rate ("IBR") to measure lease liabilities. The IBR is the rate of interest that the Group would have to pay to borrow over a similar term, and with a similar security, the funds necessary to obtain an asset of a similar value to the right-of-use asset in a similar economic environment. The IBR therefore reflects what the Group 'would have to pay', which requires estimation when no observable rates are available, such as for subsidiaries that do not enter into financing transactions or when they need to be adjusted to reflect the terms and conditions of the lease. The Group estimates the IBR using observable inputs, such as market interest rates when available and is required to make certain entity-specific estimates. The range of IBR used by the Group is 2.5 % - 7.2%.

NOTES TO THE CONSOLIDATED FINANCIAL STATEMENTS

For the year ended 31 December 2025

(Expressed in Saudi Riyals, unless otherwise stated)

4 CRITICAL ACCOUNTING ESTIMATES AND JUDGMENTS (CONTINUED)

4.2 Key sources of estimation uncertainty (continued)

Estimates and assumptions (continued)

Commercial income (rebates from suppliers)

Management is required to make estimates in determining the amount and timing of recognition of commercial income for some transactions with suppliers. In determining the amount of volume-related allowances recognised in any period, management estimate the probability that the Group will meet contractual target volumes, based on historical and forecast performance. There is limited estimation involved in recognising income for promotional and other allowances. Management assesses its performance against the obligations conditional on earning the income, with the income recognised either over time as the obligations are met, or recognised at the point when all obligations are met, dependent on the contractual requirements.

Commercial income is recognised as a credit within cost of sales. Where the income earned relates to inventories which are held by the Group at period ends, the income is included within the cost of those inventories, and recognised in cost of revenue upon sale of those inventories. Management views that the cost of inventories sold (which is inclusive of commercial income) provides a consistent and complete measure of the consolidated statement of profit or loss impact of the overall supplier's relationships.

Impairment of inventories

Inventories are held at the lower of cost and net realisable value. When inventories become expired, old or obsolete, an estimate is made of their net realisable value. For individually significant amounts this estimation is performed on an individual basis. Inventories which are not individually significant, but which are old or obsolete, are assessed collectively and a provision is applied according to the inventory type and the degree of ageing or obsolescence, based on historical and anticipated selling prices.

5 NEW STANDARDS, INTERPRETATIONS, AMENDMENTS TO EXISTING STANDARDS

5.1. New Standards, Amendment to Standards and Interpretations:

The Group has applied the following standards and amendments, where applicable, for the first time for their annual reporting period commencing 1 January 2025.

5.1.1. Amendments to IAS 21 – Lack of exchangeability

An entity is impacted by the amendments when it has a transaction or an operation in a foreign currency that is not exchangeable into another currency at a measurement date for a specified purpose.

The adoption of above amendments does not have any material impact on the consolidated financial statements during the year.

5.2. Standards issued but not yet effective

Following are the new standards and amendments to standards which are effective for annual periods beginning on or after 1 January 2026 and earlier application is permitted for certain new standards and amendments; however, the Group has not early adopted them in preparing these consolidated financial statements. The Group is currently evaluating the impact of the adoption of these standards on the consolidated financial statements.

NOTES TO THE CONSOLIDATED FINANCIAL STATEMENTS

For the year ended 31 December 2025

(Expressed in Saudi Riyals, unless otherwise stated)

5 STANDARDS, INTERPRETATIONS, AMENDMENTS TO EXISTING STANDARDS (CONTINUED)

5.2. Standards issued but not yet effective (continued)

5.2.1. Amendments to IFRS 9 and IFRS 7 - Classification and Measurement of Financial Instruments

These amendments: - clarify the requirements for the timing of recognition and derecognition of some financial assets and liabilities, with a new exception for some financial liabilities settled through an electronic cash transfer system; - clarify and add further guidance for assessing whether a financial asset meets the solely payments of principal and interest (SPPI) criterion; - add new disclosures for certain instruments with contractual terms that can change cash flows (such as some instruments with features linked to the achievement of environment, social and governance (ESG) targets); and - make updates to the disclosures for equity instruments designated at Fair Value through Other Comprehensive Income (FVOCI).

5.2.2. IFRS 18, 'Presentation and Disclosure in Financial Statements'

This is the new standard on presentation and disclosure in financial statements, with a focus on updates to the statement of profit or loss. The key new concepts introduced in IFRS 18 relate to: - the structure of the statement of profit or loss; - required disclosures in the financial statements for certain profit or loss performance measures that are reported outside an entity's financial statements (that is, management-defined performance measures); and - enhanced principles on aggregation and disaggregation which apply to the primary financial statements and notes in general.

NOTES TO THE CONSOLIDATED FINANCIAL STATEMENTS

For the year ended 31 December 2025

(Expressed in Saudi Riyals, unless otherwise stated)

6 PROPERTY AND EQUIPMENT

	Land	Leasehold improvements	Motor vehicles and distribution vans	Furniture and fixtures	Office equipment	Buildings	Machinery and equipment	Capital work in progress (CWIP)	Total
Cost:									
1 January 2025	86,915,260	1,029,522,562	158,710,747	528,749,298	85,724,301	304,083,540	49,928,120	15,612,247	2,259,246,075
Additions	-	33,045,907	6,519,529	58,487,943	3,856,159	723,308	-	45,187,415	147,820,261
Transfer from CWIP	-	31,978,892	-	5,650,758	2,187,813	7,693,262	-	(47,510,725)	-
Disposals	-	-	(2,737,673)	-	-	-	-	-	(2,737,673)
Write-off	-	(31,917,318)	(1,272,295)	(7,350,967)	(507,135)	-	-	(294,190)	(41,341,905)
31 December 2025	86,915,260	1,062,630,043	161,220,308	585,537,032	91,261,138	312,500,110	49,928,120	12,994,747	2,362,986,758
Accumulated depreciation:									
1 January 2025	-	587,016,573	105,384,721	353,691,824	59,833,877	86,562,662	7,943,666	-	1,200,433,323
Charge for the year	-	79,078,516	7,704,147	67,008,830	8,050,359	21,259,731	2,496,406	-	185,597,989
Disposals	-	-	(2,737,673)	-	-	-	-	-	(2,737,673)
Write-off	-	(26,091,813)	(687,559)	(6,232,292)	(477,261)	-	-	-	(33,488,925)
31 December 2025	-	640,003,276	109,663,636	414,468,362	67,406,975	107,822,393	10,440,072	-	1,349,804,714
Net book value:									
At 31 December 2025	86,915,260	422,626,767	51,556,672	171,068,670	23,854,163	204,677,717	39,488,048	12,994,747	1,013,182,044

6.1 The Group's buildings are constructed on land leased from third parties for long term periods.

6.2 Capital work in progress represents costs incurred in respect of opening new pharmacies. The related capital commitments are reported in note 33(a).

6.3 In 2025, the Group sold Motor vehicles and distribution vans with a total net carrying amount of SR Nil (2024: SR 0.04 million) for a cash consideration of SR 0.96 million (2024: SR 1.1 million). The net gains on these disposals amount of SR 0.96 million (2024: SR 1.0 million) were recognised as part of other income in the consolidated statement of profit or loss.

6.4 During the year, the Group written off certain property and equipment with a total net carrying amount of SR 7.8 million (2024: SR 3.5 million) which were recognised as part of other expense in the consolidated statement of profit or loss.

6.5 Cost of fully depreciated assets as at 31 December 2025 amounted to SR 694.8 million (2024: SR 651.2 million).

AL DAWAA MEDICAL SERVICES COMPANY
(A Saudi Joint Stock Company)

NOTES TO THE CONSOLIDATED FINANCIAL STATEMENTS

For the year ended 31 December 2025

(Expressed in Saudi Riyals, unless otherwise stated)

6 PROPERTY AND EQUIPMENT (CONTINUED)

	Land	Leasehold improvements	Motor vehicles and distribution vans	Furniture and fixtures	Office equipment	Buildings	Machinery and equipment	Capital work in progress (CWIP)	Total
Cost:									
1 January 2024	86,915,260	943,474,926	135,592,755	454,054,724	81,072,970	244,040,661	49,928,120	47,006,891	2,042,086,307
Additions	-	34,156,214	26,717,344	65,559,080	4,609,053	270,000	-	100,071,124	231,382,815
Transfer from CWIP	-	58,650,098	-	12,893,755	110,880	59,772,879	-	(131,427,612)	-
Disposals	-	-	(3,599,352)	-	-	-	-	-	(3,599,352)
Write-off	-	(6,758,676)	-	(3,758,261)	(68,602)	-	-	(38,156)	(10,623,695)
31 December 2024	86,915,260	1,029,522,562	158,710,747	528,749,298	85,724,301	304,083,540	49,928,120	15,612,247	2,259,246,075
Accumulated depreciation:									
1 January 2024	-	519,841,755	101,665,962	297,712,113	52,146,847	70,411,233	5,447,260	-	1,047,225,170
Charge for the year	-	71,135,644	7,276,680	59,105,888	7,749,162	16,151,429	2,496,406	-	163,915,209
Disposals	-	-	(3,557,921)	-	-	-	-	-	(3,557,921)
Write-off	-	(3,960,826)	-	(3,126,177)	(62,132)	-	-	-	(7,149,135)
31 December 2024	-	587,016,573	105,384,721	353,691,824	59,833,877	86,562,662	7,943,666	-	1,200,433,323
Net book value:									
At 31 December 2024	86,915,260	442,505,989	53,326,026	175,057,474	25,890,424	217,520,878	41,984,454	15,612,247	1,058,812,752

AL DAWAA MEDICAL SERVICES COMPANY
(A Saudi Joint Stock Company)

NOTES TO THE CONSOLIDATED FINANCIAL STATEMENTS
For the year ended 31 December 2025
(Expressed in Saudi Riyals, unless otherwise stated)

6 PROPERTY AND EQUIPMENT (CONTINUED)

The depreciation for the year has been allocated as follows:

	<u>2025</u>	<u>2024</u>
Cost of revenue (note 24)	1,508,231	5,120,800
Selling and distribution expenses (note 25)	177,283,887	153,799,391
General and administrative expenses (note 26)	6,805,871	4,995,018
	<u>185,597,989</u>	<u>163,915,209</u>

7 LEASES

The Group has lease agreements for buildings and land. The leases typically run for a period of 2 to 25 years, but may be renewed upon mutual consent of the Group and Lessor.

The recognized right-of-use assets relate to the following types of assets:

	<u>31 December 2025</u>	<u>31 December 2024</u>
Buildings	1,629,792,139	1,400,148,845
Land	43,877,988	47,497,668
Total right-of-use assets	<u>1,673,670,127</u>	<u>1,447,646,513</u>

Movement of right-of-use assets:

	<u>Buildings</u>	<u>Land</u>	<u>Total</u>
1 January 2025	1,400,148,845	47,497,668	1,447,646,513
Additions	502,513,088	-	502,513,088
Modification	4,482,249	-	4,482,249
Derecognised due to termination	(55,423,179)	-	(55,423,179)
Depreciation	(221,928,864)	(3,619,680)	(225,548,544)
31 December 2025	<u>1,629,792,139</u>	<u>43,877,988</u>	<u>1,673,670,127</u>
	<u>Building</u>	<u>Land</u>	<u>Total</u>
1 January 2024	1,431,304,900	44,521,700	1,475,826,600
Additions	200,813,097	-	200,813,097
Modification	(1,849,745)	(962,399)	(2,812,144)
Remeasurements	(4,491,354)	7,494,920	3,003,566
Derecognised due to termination	(16,486,253)	-	(16,486,253)
Depreciation	(209,141,800)	(3,556,553)	(212,698,353)
31 December 2024	<u>1,400,148,845</u>	<u>47,497,668</u>	<u>1,447,646,513</u>

The depreciation of right-of-use assets has been allocated as follows:

	<u>2025</u>	<u>2024</u>
Selling and distribution expenses (note 25)	220,676,436	208,463,232
General and administrative expenses (note 26)	4,872,108	4,235,121
	<u>225,548,544</u>	<u>212,698,353</u>

Lease liabilities movement:

	<u>2025</u>	<u>2024</u>
1 January	1,479,890,686	1,492,165,558
Additions	502,513,087	200,813,097
Modification	7,811,239	(2,812,144)
Remeasurements	-	3,003,566
Derecognised due to termination	(64,088,153)	(15,705,675)
Finance cost	69,775,362	62,122,334
Payments	(288,354,398)	(259,696,050)
31 December	<u>1,707,547,823</u>	<u>1,479,890,686</u>

NOTES TO THE CONSOLIDATED FINANCIAL STATEMENTS
For the year ended 31 December 2025
(Expressed in Saudi Riyals, unless otherwise stated)

7 LEASES (CONTINUED)

Maturity of lease liabilities is as follows:

	31 December 2025	31 December 2024
Non-current portion of lease liabilities	1,497,319,491	1,278,404,126
Current portion of lease liabilities	210,228,332	201,486,560
Total lease liabilities	<u>1,707,547,823</u>	<u>1,479,890,686</u>

Following are the amounts recognised for lease liabilities and right-of-use assets in the consolidated statement of profit or loss:

	2025	2024
Depreciation on right-of-use assets	225,548,544	212,698,353
Finance cost for lease liabilities	69,775,362	62,122,334
(Gain) / loss on derecognition due to termination of leases	(8,664,974)	780,578
Expense relating to variable leases	13,099,336	9,974,307
Expense relating to short-term leases	9,767,349	8,832,206
Total amount recognised in consolidated statement of profit or loss	<u>309,525,617</u>	<u>294,407,778</u>

Amounts recognised in consolidated statement of cash flows:

	2025	2024
Total cash outflow for leases	<u>(218,579,036)</u>	<u>(197,573,716)</u>

The aggregate undiscounted repayment schedule of lease liabilities is as follows:

	2025	2024
Within one year	288,184,016	254,332,184
1-2 years	279,784,005	243,428,442
2-3 years	268,513,828	233,119,062
3-4 years	245,666,017	212,955,730
4-5 years	230,081,198	193,601,432
Above 5 years	820,642,155	620,418,477
Lease obligations	<u>2,132,871,219</u>	<u>1,757,855,327</u>

8 INTANGIBLE ASSETS

	Software	Work in progress	Total
Cost:			
1 January 2025	51,671,322	900,000	52,571,322
Additions	3,854,657	-	3,854,657
31 December 2025	<u>55,525,979</u>	<u>900,000</u>	<u>56,425,979</u>
Accumulated amortization:			
1 January 2025	31,957,084	-	31,957,084
Amortisation charge for the year	5,540,634	-	5,540,634
31 December 2025	<u>37,497,718</u>	<u>-</u>	<u>37,497,718</u>
Net book value:			
At 31 December 2025	<u>18,028,261</u>	<u>900,000</u>	<u>18,928,261</u>

	Software	Work in progress	Total
Cost:			
1 January 2024	46,733,781	225,000	46,958,781
Additions	4,937,541	675,000	5,612,541
31 December 2024	<u>51,671,322</u>	<u>900,000</u>	<u>52,571,322</u>
Accumulated amortization:			
1 January 2024	25,917,458	-	25,917,458
Amortisation charge for the year	6,039,626	-	6,039,626
31 December 2024	<u>31,957,084</u>	<u>-</u>	<u>31,957,084</u>
Net book value:			
At 31 December 2024	<u>19,714,238</u>	<u>900,000</u>	<u>20,614,238</u>

NOTES TO THE CONSOLIDATED FINANCIAL STATEMENTS
For the year ended 31 December 2025
(Expressed in Saudi Riyals, unless otherwise stated)

8 INTANGIBLE ASSETS (CONTINUED)

8.1 The entire amortisation charged has been allocated to the general and administration expenses (note 26).

9 EQUITY INSTRUMENTS DESIGNATED AT FAIR VALUE THROUGH OTHER COMPREHENSIVE INCOME (FVOCI)

Equity instruments designated at FVOCI include investments in equity shares of listed companies. These investments were irrevocably designated at fair value through OCI as the Group considers these investments to be strategic in nature. The fair value is based on quoted market price at reporting date on the official listing in Saudi Exchange market (Tadawul). Equity instruments designated at FVOCI represent investment in the following companies:

	31 December 2025	31 December 2024
Saudi Pharmaceutical Industries and Medical Appliances Corp. ("SPIMACO")	52,120,000	65,690,191
	<u>52,120,000</u>	<u>65,690,191</u>
	<u>2025</u>	<u>2024</u>
Non-current portion	52,120,000	63,900,000
Current portion	-	1,790,191
	<u>52,120,000</u>	<u>65,690,191</u>

The movement of investments in equity instruments designated at FVOCI was as follows:

	2025	2024
At 1 January	65,690,191	208,797,334
Investments sold during the year (note 9.1)	(1,865,348)	(130,157,230)
Change in fair value	(11,704,843)	(12,949,913)
At 31 December	<u>52,120,000</u>	<u>65,690,191</u>

9.1 The Group sold 0.056 million (2024: 3.5 million) of its shares as this investment no longer coincided with the Group's investment strategy. The fair value on the date of sale was SR 1.9 million (2024: SR 130.2 million) and the accumulated gain recognized in OCI of SR 485 (SR 14.7 million) was transferred to retained earnings.

9.2 The Group received no dividend from SPIMACO during the year 2025 and 2024.

10 EQUITY ACCOUNTED INVESTEE

Associate name	Country of incorporation	Principle Activity	Shareholding %		Balance as at 31 December	
			2025	2024	2025	2024
Modawaa and Rieaya Medical Company Limited	Kingdom of Saudi Arabia	Medical clinic activities	49%	49%	3,634,026	490,000
National Parcel Stations Network Company	Kingdom of Saudi Arabia	Delivery services	33.33%	-	7,902,984	-

The movement of the investment balance of the associates company during the year was as follows:

	31 December 2025	31 December 2024
Beginning balance	490,000	-
Additions during the year (Note 10.1 & 10.2)	14,900,000	490,000
Share of loss of equity-accounted investees, net of tax	(3,852,990)	-
Closing balance	<u>11,537,010</u>	<u>490,000</u>

AL DAWAA MEDICAL SERVICES COMPANY
(A Saudi Joint Stock Company)

NOTES TO THE CONSOLIDATED FINANCIAL STATEMENTS
For the year ended 31 December 2025
(Expressed in Saudi Riyals, unless otherwise stated)

10 EQUITY ACCOUNTED INVESTEE (CONTINUED)

10.1 National Parcel Stations Network Company is a limited liability company operating under commercial registration number 1010833139 issued in Riyadh on 16 Rabi' al Awwal 1444H (12 October 2022). It is principally engaged in providing logistics services, warehousing, self-storage leasing, and app-based delivery services, including handling, loading, unloading, and storage of various goods.

During the year 2025, the Group acquired 33.33% interest in the National Parcel Stations Network Company amounting SR 10 million. (2024: nil). The Group's share of the net identifiable assets at acquisition date amounted to approximately 0.97 million. The excess of consideration over the share of net assets represents goodwill, attributable to expected synergies and future growth prospects. Management has assessed the recoverability of the investment and concluded that no impairment is required as at reporting date.

National Parcel Stations Network Company	31 December 2025	31 December 2024
Percentage of ownership interest	33.33%	
Non-current assets	16,072,890	-
Current assets	7,730,890	-
Non-current liabilities	2,539,049	-
Current liabilities	8,440,453	-
Net Assets (100%)	12,824,278	-
Group's share of net assets (33.33%)	4,274,332	-
Carrying amount of interest in associate	7,902,984	-
Revenue	4,892,771	-
Loss for the year	(6,291,048)	-
Other comprehensive income	-	-
Total comprehensive loss (100%)	(6,291,048)	-
Group's share of total comprehensive loss (33.33%)	(2,097,016)	-

10.2 During the year 2025, the Group made an additional investment in Modawaa and Rieaya Medical Company Limited ("Modawaa") amounting SR 4.9 million. However, this did not result in any change in status. The Group continues to have significant influence but not control; therefore, the investee remains classified as an associate.

Modawaa and Rieaya Medical Company Limited	31 December 2025	31 December 2024
Percentage of ownership interest	49%	49%
Non-current assets	18,522,527	-
Current assets	7,145,248	-
Non-current liabilities	15,649,277	-
Current liabilities	2,602,118	-
Net Assets (100%)	7,416,380	-
Group's share of net assets (49%)	3,634,026	-
Carrying amount of interest in associate	3,634,026	-
Revenue	28,487	-
Loss for the year	(3,583,620)	-
Other comprehensive income	-	-
Total comprehensive loss (100%)	(3,583,620)	-
Group's share of total comprehensive loss (49%)	(1,755,974)	-

11 INVENTORIES

	31 December 2025	31 December 2024
Finished goods	1,684,552,302	Restated 1,486,350,376
Spare parts	2,508,592	950,557
Raw materials	788,853	436,514
Stock in transit	70,185,787	70,889,428
	1,758,035,534	1,558,626,875
Less: allowance (note 11.2)	(21,945,912)	(10,624,850)
At 31 December	1,736,089,622	1,548,002,025

11.1 The cost of inventory recognised as expense amounted to SR **4,291.38** million (2024: SR 4,118.18 million)

AL DAWAA MEDICAL SERVICES COMPANY
(A Saudi Joint Stock Company)

NOTES TO THE CONSOLIDATED FINANCIAL STATEMENTS
For the year ended 31 December 2025
(Expressed in Saudi Riyals, unless otherwise stated)

11 INVENTORIES (CONTINUED)

11.2 Movement in allowance during the year is as follows:

	<u>2025</u>	<u>2024</u>
1 January	10,624,850	10,624,850
Allowance during the year (Note 24)	38,615,020	16,989,675
Written off during the year	<u>(27,293,958)</u>	<u>(16,989,675)</u>
31 December	<u>21,945,912</u>	<u>10,624,850</u>

11.3 Allowance for inventories is based on the comparison of carrying value of inventory with net realisable value. In assessing it, management consider nature of inventories, ageing profile and their expiry based on historic trends and other qualitative factors.

12 TRADE RECEIVABLES

	<u>31 December 2025</u>	<u>31 December 2024</u>
		Restated
Trade receivables - third parties	585,656,679	758,711,308
- related parties	<u>173,741</u>	<u>198,505</u>
	585,830,420	758,909,813
Less: allowance for impairment on trade receivables (note 12.2)	<u>(10,466,694)</u>	<u>(7,756,955)</u>
	<u>575,363,726</u>	<u>751,152,858</u>

12.1 Information relating to the Group's exposure to credit and market risk is disclosed in note 36.

12.2 Movement on allowance for impairment on trade receivables during the year is as follows:

	<u>2025</u>	<u>2024</u>
1 January	7,756,955	27,463,298
Written off	-	(19,706,343)
Charge for the year	<u>2,709,739</u>	<u>-</u>
31 December	<u>10,466,694</u>	<u>7,756,955</u>

13 PREPAYMENTS AND OTHER CURRENT ASSETS

	<u>31 December 2025</u>	<u>31 December 2024</u>
		Restated
Advances to suppliers	58,658,091	111,912,779
Prepaid expenses	7,448,452	20,350,519
Other receivables	<u>9,841,292</u>	<u>14,506,977</u>
	<u>75,947,835</u>	<u>146,770,275</u>

14 RIGHT OF RETURN ASSETS AND REFUND LIABILITIES

	<u>31 December 2025</u>	<u>31 December 2024</u>
Right of return assets (note 14.1)	<u>693,262</u>	<u>693,262</u>
Refund liabilities (note 14.2)		
Arising from volume and commercial rebates	45,118,251	27,143,676
Arising from rights of return	<u>987,060</u>	<u>987,060</u>
	<u>46,105,311</u>	<u>28,130,736</u>

14.1 The right to returned asset represents the Group's right to recover products from customers where customers exercise their right of return under the Group's policy. The right to return is measured by reference to the former carrying amounts of the goods.

14.2 The refund liability relates to customers' right to return products and volume rebates. The Group recognises a refund liability for the amount of consideration received for which the entity does not expect to be entitled.

AL DAWAA MEDICAL SERVICES COMPANY
(A Saudi Joint Stock Company)

NOTES TO THE CONSOLIDATED FINANCIAL STATEMENTS
For the year ended 31 December 2025
(Expressed in Saudi Riyals, unless otherwise stated)

15 CASH AND CASH EQUIVALENTS

	31 December 2025	31 December 2024
Cash at banks	<u>64,807,377</u>	<u>41,712,306</u>
Cash in hand	<u>6,425,346</u>	<u>5,813,893</u>
	<u>71,232,723</u>	<u>47,526,199</u>

16 SHARE CAPITAL AND STATUTORY RESERVE

16.1 Share capital

The authorized issued and paid up capital is SR 850 million, which is divided into 85 million shares (2024: 85 million shares) of SR 10 each.

16.2 Statutory reserve

During the prior year, the Company has amended its By-laws in accordance to the update in the Regulations for Companies in the Kingdom of Saudi Arabia under which the mandatory statutory reserve requirement has been abolished. Accordingly, management has transferred statutory reserve to retained earnings.

17 TERM LOANS

	31 December 2025	31 December 2024
Current portion	<u>-</u>	<u>140,416,678</u>
Term loans	<u>-</u>	<u>140,416,678</u>

17.1 Term loans represent Murabaha and Tawaruq loans which were obtained from various local commercial banks and carry financial costs at normal commercial rates. The facilities are secured by promissory notes. These facilities carry borrowing cost at average rate of SIBOR plus 0.75% - 1.65%. These loans are repayable in semi-annual and quarterly installments over the period of two years.

18 EMPLOYEES' BENEFITS

The Group operates a defined benefit plan in line with the Labour Law requirement in the Kingdom of Saudi Arabia. The end-of-service benefit payments under the plan are based on the employees' final salaries and allowances and their cumulative years of service at the date of their termination of employment, as defined by the conditions stated in the Labour Laws of the Kingdom of Saudi Arabia. Employees' end -of-service benefit plans are unfunded plan.

The amounts recognised in the consolidated statement of profit or loss related to employee benefit obligations are as follows:

Total amount recognized in profit or loss:

	2025	2024
		Restated
Current service cost	<u>32,671,783</u>	<u>29,612,107</u>
Interest cost on benefit obligation	<u>15,327,383</u>	<u>11,427,105</u>
	<u>47,999,166</u>	<u>41,039,212</u>

Total amount recognized in other comprehensive income:

Remeasurement (gain) / loss arising from:

	2025	2024
		Restated
Actuarial (gain) / loss due to change in financial assumptions	<u>(12,456,830)</u>	<u>494,165</u>
Actuarial (gain) due to change in demographic assumptions	<u>(10,199)</u>	<u>-</u>
Actuarial (gain) / loss due to change in experience adjustments	<u>(12,644,300)</u>	<u>5,232,374</u>
	<u>(25,111,329)</u>	<u>5,726,539</u>

AL DAWAA MEDICAL SERVICES COMPANY
(A Saudi Joint Stock Company)

NOTES TO THE CONSOLIDATED FINANCIAL STATEMENTS
For the year ended 31 December 2025
(Expressed in Saudi Riyals, unless otherwise stated)

18 EMPLOYEES' BENEFITS (CONTINUED)

The following table represents the movement of the employees' benefits:

	<u>2025</u>	<u>2024</u>
At the beginning of the year	250,214,560	Restated 217,999,878
Current service cost	32,671,783	29,612,107
Interest cost	15,327,383	11,427,105
Payments during the year	(16,279,552)	(14,551,069)
Re-measurement (gain) / loss	(25,111,329)	5,726,539
At the end of the year	<u>256,822,845</u>	<u>250,214,560</u>

Payments during the year ended 31 December 2025 include SR 9.7 million (2024: SR 9.6) relating to advance payments to existing employees.

(i) The significant actuarial assumptions are as follows:

	<u>2025</u>	<u>2024</u>
Discount rate used for calculation of interest cost-per annum	5.12%	5.5%
Short term salary increase rate 1 – 2	3.00%	5.50%
Long term salary increase rate	5.25%	5.50%
Mortality rates	WHO SA 19	WHO SA 19
Retirement assumption	65 years	60 years

(ii) The weighted average duration of the defined benefit obligations is 10.47 years (2024: 10.95 years).

(iii) Assumptions regarding future mortality have been based on published statistics and mortality tables. For current year, World Health Organization "WHO" 19 mortality table has been used (2024: World Health Organization "WHO" 19 mortality table was used) for Kingdom of Saudi Arabia. There is no major deviation in the mortality tables used.

(iv) The sensitivity of the defined benefit obligations to changes in the weighted principal assumptions for year ended 31 December 2025 and 2024 is as follows:

	<u>2025</u>	<u>2024</u>
Discount rate +0.5%	(273,888,435)	Restated (258,470,069)
Discount rate -0.5%	303,829,149	286,451,304
Long term salary increases +0.5%	301,379,381	286,718,807
Long term salary decreases -0.5%	(275,976,885)	(258,104,421)

The sensitivity analyses above have been determined based on a method that extrapolates the impact on the defined benefit obligation as a result of reasonable changes in key assumptions occurring at the end of the reporting period. The sensitivity analysis is based on a change in a significant assumption, keeping all other assumptions constant. The sensitivity analysis may not be representative of an actual change in the defined benefit obligation as it is unlikely that changes in assumptions would occur in isolation of one another.

The following are the expected payments to the defined benefit plan in future years:

	<u>2025</u>	<u>2024</u>
Within one year	17,410,778	Restated 18,823,590
After one year but not more than five years	117,095,917	98,476,862
More than five years	153,353,474	164,610,754
Total expected payments	<u>287,860,169</u>	<u>281,911,206</u>

AL DAWAA MEDICAL SERVICES COMPANY
(A Saudi Joint Stock Company)

NOTES TO THE CONSOLIDATED FINANCIAL STATEMENTS
For the year ended 31 December 2025
(Expressed in Saudi Riyals, unless otherwise stated)

19 SHORT TERM BORROWINGS

Short term borrowings represent Murabaha, Tayseer and Tawarooq facilities obtained from various local banks to meet the working capital requirements with a total facility limit of SR 2,684 million (2024: SR 2,325 million). The balance of short term borrowings as of 31 December 2025 amounted to SR 580 million (2024: SR 480 million). These facilities carry financial costs in excess of SIBOR and are consistent with the terms of each facility agreement that are secured by promissory notes issued by the Group and carry charges agreed with the facilities' providers. Further, these facility agreements contain financial covenants which require the Group to maintain certain level of financial ratios such as leverage ratio , liquidity ratio , Trading ratio , Debt service coverage ratio and Current Ratio. As of 31 December 2025 and 2024, the Group was in compliance with the loan covenants.

The outstanding financing is classified under current liabilities in the consolidated statement of financial position as these are repayable within 12 months from the reporting date.

20 TRADE AND OTHER PAYABLES

	31 December 2025	31 December 2024
		Restated
Trade payables - third parties	922,758,582	1,033,083,360
- related parties	2,863,082	2,673,514
Bills payable	70,185,787	70,889,428
Accrued expenses	63,637,700	113,201,066
Value-added tax payable, net	12,752,497	12,802,338
Interest payable	3,735,829	5,053,320
Retention payable	2,177,692	5,160,921
Other payables	28,491,139	62,552,935
	<u>1,106,602,308</u>	<u>1,305,416,882</u>

21 DIVIDENDS

On 4 Sha'ban 1446H (corresponding to 3 February 2025), the Group's Board of Directors approved cash dividend amounting to SR 0.63 per share amounting to SR 53.55 million for the third quarter of the year ended 31 December 2024, which was distributed on 26 Shaban 1446H (corresponding to 25 February 2025).

On 20 Thul-Qi'dah 1446H (corresponding to 18 May 2025), the Group's Board of Directors approved cash dividend amounting to SR 0.63 per share amounting to SR 53.55 million for the fourth quarter of 2024, which was distributed on 7 Thul-Hijjah 1446H (corresponding to 3 June 2025).

On 15 Safar 1447H (corresponding to 09 August 2025), the Group's Board of Directors approved cash dividend amounting to SR 0.63 per share amounting to SR 53.55 million for the first quarter of 2025, which was distributed on 2 Rabi' al-Awwal 1447H (corresponding to 25 August 2025).

On 12 Jumada al-Ula 1447H (corresponding to 3 November 2025), the Group's Board of Directors approved cash dividend amounting to SR 0.63 per share amounting to SR 53.55 million for the second quarter of 2025, which was distributed on 2 Jumada al-Akhirah 1447H (corresponding to 23 November 2025).

Subsequent to the year end, on 16 Sha'ban 1447H (corresponding to 4 February 2026), the Group's Board of Directors approved cash dividend amounting to SR 0.63 per share amounting to SR 53.55 million for the third quarter of 2025, which was distributed on 8 Ramadhan 1447H (corresponding to 25 February 2026).

Subsequent to the year end, on 16 Thul-Qi'dah 1447H (corresponding to 3 May 2026), the Group's Board of Directors approved cash dividend amounting to SR 0.63 per share amounting to SR 53.55 million for the fourth quarter of 2025.

AL DAWAA MEDICAL SERVICES COMPANY
(A Saudi Joint Stock Company)

NOTES TO THE CONSOLIDATED FINANCIAL STATEMENTS
For the year ended 31 December 2025
(Expressed in Saudi Riyals, unless otherwise stated)

22 CONTRACT LIABILITIES

	<u>2025</u>	<u>2024</u>
Arbahi loyalty programme	<u>24,348,591</u>	<u>17,908,427</u>

22.1 Contract liabilities are recognised in respect of points awarded to customers. These points provide a benefit to customers that they would not receive without entering into a purchase contract and the promise to provide loyalty points to the customer therefore it is a separate performance obligation.

22.2 Movement on contract liabilities during the year is as follows:

	<u>2025</u>	<u>2024</u>
1 January	17,908,427	22,579,380
Deferred during the year	59,603,315	64,156,023
Recognised as revenue during the year	<u>(53,163,151)</u>	<u>(68,826,976)</u>
31 December	<u>24,348,591</u>	<u>17,908,427</u>

23 REVENUE

Disaggregation of revenue

In the following table, revenue is disaggregated by type, primary geographical market and timing of revenue recognition.

	<u>2025</u>	<u>2024</u>
Type of revenue		Restated
Retail	6,262,055,293	6,081,097,718
Wholesale and others	409,732,408	328,221,189
Logistics services	64,408,757	45,035,071
	<u>6,736,196,458</u>	<u>6,454,353,978</u>
Primary geographic markets		
Kingdom of Saudi Arabia	6,734,240,754	6,453,876,143
Kingdom of Bahrain	1,955,704	477,835
	<u>6,736,196,458</u>	<u>6,454,353,978</u>
Timing of revenue recognition		
Point in time	6,613,422,462	6,381,612,204
Over time	122,773,996	72,741,774
	<u>6,736,196,458</u>	<u>6,454,353,978</u>
	<u>2025</u>	<u>2024</u>
Trade receivables	585,830,420	758,909,813
Contract liabilities*	24,348,591	17,908,427

*Contract liabilities include transaction price allocated to loyalty points not yet redeemed. Amount of revenue recognised from and included in contract liabilities at the beginning of the year amounted to SR 17,908,427 (2024: SR 22,579,380). The transaction price allocated to the remaining performance obligations as at 31 December 2025 is SR 24,348,591 (2024: SR 17,908,427). The remaining performance obligations expected to be recognised within one year relate to the customer loyalty programme. The customer loyalty points have an expiration of 12 months after the initial sale.

During the year ended 31 December 2025, revenue was reduced by SR 44.3 million (2024: SR 8.9 million), with a corresponding reduction in cost of sales of SR 10.7 million (2024: SR 2.1 million), representing the Group's contribution to social services under a voluntary agreement as part of its corporate social responsibility initiatives.

24 COST OF REVENUE

	<u>2025</u>	<u>2024</u>
Cost of goods sold (note 11.1)	4,291,376,734	4,118,177,480
Inventory provision formed during the year (note 11.2)	38,615,020	16,989,675
Depreciation of property and equipment (note 6)	1,508,231	5,120,800
Logistics services cost	31,581,688	17,577,169
	<u>4,363,081,673</u>	<u>4,157,865,124</u>

AL DAWAA MEDICAL SERVICES COMPANY
(A Saudi Joint Stock Company)

NOTES TO THE CONSOLIDATED FINANCIAL STATEMENTS
For the year ended 31 December 2025
(Expressed in Saudi Riyals, unless otherwise stated)

25 SELLING AND DISTRIBUTION EXPENSES	<u>2025</u>	<u>2024</u>
		Restated
Employees' cost	1,018,104,090	980,161,869
Depreciation of right-of-use assets (note 7)	220,676,436	208,463,232
Depreciation of property and equipment (note 6)	177,283,887	153,799,391
House brand and marketing	67,851,605	69,410,737
Utilities	60,793,676	55,224,962
Distribution and selling	43,905,758	26,434,584
Repair and maintenance	26,396,808	23,959,398
Vehicle repair and fuel	26,085,804	20,950,896
Point of sale banks' commissions	21,550,887	20,918,164
Governmental fees	18,380,131	17,115,874
Stationery and printing	10,807,970	12,530,536
Expense relating to short-term and variable leases (note 7)	22,609,782	18,730,770
IT services	16,063,468	11,990,513
Hospitality and cleanliness	10,470,376	10,302,347
Travel and accommodation	8,746,891	9,747,485
Property and vehicles insurance	6,127,048	5,684,050
Insurance and operating expenses	8,471,245	4,635,752
Cargo and packing	1,026,134	1,923,777
Others	5,283,652	4,585,184
	<u>1,770,635,648</u>	<u>1,656,569,521</u>

26 GENERAL AND ADMINISTRATIVE EXPENSES	<u>2025</u>	<u>2024</u>
		Restated
Employees' cost	81,028,922	85,669,422
IT services	25,277,779	21,058,003
Amortisation of intangible assets (note 8)	5,540,634	6,039,626
Board of directors' remuneration	4,097,700	5,324,520
Depreciation of property and equipment (note 6)	6,805,871	4,995,018
Depreciation of right-of-use assets (note 7)	4,872,108	4,235,121
Travel and transportation	1,909,115	2,246,224
Governmental fees	2,999,095	2,091,441
Professional fees	1,983,024	1,752,508
Gifts and donation	606,000	750,000
Repair and maintenance	509,388	421,105
Hospitality and cleanliness	265,518	262,502
Vehicles repair and fuel	118,635	98,124
Expense relating to short-term and variable leases (note 7)	256,903	75,743
Others	2,723,877	5,075,176
	<u>138,994,569</u>	<u>140,094,533</u>

27 FINANCE COST	<u>2025</u>	<u>2024</u>
		Restated
Interest on loans	44,354,969	51,442,068
Interest on lease liabilities (note 7)	69,775,362	62,122,334
Interest cost on employees' defined benefit liabilities (note 18)	15,327,383	11,427,105
	<u>129,457,714</u>	<u>124,991,507</u>

AL DAWAA MEDICAL SERVICES COMPANY
(A Saudi Joint Stock Company)

NOTES TO THE CONSOLIDATED FINANCIAL STATEMENTS
For the year ended 31 December 2025
(Expressed in Saudi Riyals, unless otherwise stated)

28 OTHER EXPENSES

	<u>2025</u>	<u>2024</u>
		Restated
Loss on property and equipment written off	7,852,980	3,474,560
Loss on derecognition due to termination of leases	-	780,578
Loss from foreign currencies exchange	2,177,615	284,682
Impairment of advances to suppliers	879,006	-
	<u>10,909,601</u>	<u>4,539,820</u>

29 OTHER INCOME

	<u>2025</u>	<u>2024</u>
		Restated
Gain on derecognition due to termination of leases	8,664,974	-
Gain on disposal of property and equipment	957,391	1,036,830
Income from insurance claim settlement	1,094,760	-
Others	4,773,446	2,226,496
	<u>15,490,571</u>	<u>3,263,326</u>

30 PROVISION FOR ZAKAT

The Zakat charge for the Group has been computed for the Group, which files a combined Zakat return for the Company and its wholly owned subsidiaries.

Zakat is charged at the higher of net adjusted income or Zakat base as required by the ZATCA. The key elements of Zakat base primarily include equity components, net income and liabilities adjusted for Zakat purpose.

30.1 The movement in Group's Zakat is as follows:

	<u>2025</u>	<u>2024</u>
At beginning of the year	16,329,587	23,340,828
Provision for current year	10,084,694	16,329,587
Provision for prior years	-	5,818,736
Paid during the year	(9,759,379)	(29,159,564)
At the end of the year	<u>16,654,902</u>	<u>16,329,587</u>

30.2 Status of Zakat assessment

Zakat assessments have been agreed and settled with the Zakat, Tax and Customs Authority ("ZATCA") up to 2023.

Zakat base has been computed based on the Group's understanding of the Zakat regulations enforced in the Kingdom of Saudi Arabia. The assessments to be raised by the ZATCA could be different from the declarations filed by the Group.

31 EARNINGS PER SHARE

Basic and diluted earnings per share amounts are calculated by dividing profit for the period attributable to ordinary shareholders of the Company by the weighted average number of ordinary shares outstanding during the year.

The following reflects the profit and share capital data used in the basic and diluted earnings per share computations:

	<u>2025</u>	<u>2024</u>
		Restated
Profit attributable to equity holders	321,755,662	351,408,476
Number of shares outstanding	<u>85,000,000</u>	<u>85,000,000</u>
Earnings per share	<u>3.79</u>	<u>4.13</u>

There has been no item of dilution affecting the weighted average number of ordinary shares.

AL DAWAA MEDICAL SERVICES COMPANY
(A Saudi Joint Stock Company)

NOTES TO THE CONSOLIDATED FINANCIAL STATEMENTS
For the year ended 31 December 2025
(Expressed in Saudi Riyals, unless otherwise stated)

32 RELATED PARTY TRANSACTIONS AND BALANCES

Related parties comprise the shareholders with significant influence, directors, associated companies (representing entities controlled or under the significant influence of the Group's shareholders) and key management personnel. Related parties also include business entities in which certain directors or senior management have an interest. The Group in the normal course of business carries out transactions with various related parties.

The pricing policies and terms of payment of transactions with the related parties are approved by the Group's Board of Directors. The outstanding balances at the year ended 31 December 2025 and the year ended 31 December 2024 are unsecured, interest free and settlement occurs in cash. There have been no guarantees provided to amounts due to related parties.

(a) Following are the major transactions entered into by the Group with its related parties:

Related parties	Nature of transactions	2025	2024
Meshraf General Contracting Company (controlled by key management personnel)	Construction cost of pharmacies	47,602,238	56,981,924
Classic Travel & Tours Agency (under common ownership of the Group's shareholder)	Tickets and other travel expenses	26,170,864	28,527,010
Digital Business System Company (controlled by key management personnel)	IT services provided to the Group	32,561,011	29,275,464
Walaa Cooperative Insurance Company (other related party)*	Insurance services provided to the Group	7,676,136	6,993,405
966 Motors Establishment (controlled by key management personnel)	Maintenance services	5,376,787	7,919,665
Eastern Province Cement Company (other related party)*	Offices rental for the Group	4,066,586	6,814,487
Zahwa Trading Services Company (controlled by key management personnel)	Purchases of inventories	10,379,070	9,662,357
	Rebates received on purchases	759,562	-
	Logistics services	731,134	648,939
Kanaf Charitable Association (controlled by key management personnel)	Donation from pharmacies customers	34,968	35,974
National Parcel Stations Network Company (Associate)	Investment	10,000,000	-
	Rental income	1,219,018	-
Modawa and Medical Care Company (Associate)	Investment	4,900,000	-
Mawarid Trading Limited (Agency (under common ownership of the Group's shareholder))	Purchases of inventories	173,662	-

(b) Key management personnel compensation:

	2025	2024
Short-term employee benefits	33,632,900	35,774,148
Remuneration and other benefits of the board of directors	4,097,700	5,324,520
Post-employment benefits	1,043,791	1,584,053
	38,774,391	42,682,721

AL DAWAA MEDICAL SERVICES COMPANY
(A Saudi Joint Stock Company)

NOTES TO THE CONSOLIDATED FINANCIAL STATEMENTS
For the year ended 31 December 2025
(Expressed in Saudi Riyals, unless otherwise stated)

32 RELATED PARTY TRANSACTIONS AND BALANCES (CONTINUED)

(c) Due from related parties:

	<u>2025</u>	<u>2024</u>
		Restated
Mawarid Trading Limited	600,121	400,410
National Parcel Stations Network Company	1,219,018	-
	<u>1,819,139</u>	<u>400,410</u>

(d) Amount due from related parties under trade receivables

	<u>2025</u>	<u>2024</u>
		Restated
Zahwa Trading Services Company	173,741	198,505
	<u>173,741</u>	<u>198,505</u>

(e) Due to related parties:

	<u>2025</u>	<u>2024</u>
		Restated
Digital Business System Company	26,976,664	25,349,300
Meshraf General Contracting Company	4,555,558	6,835,012
Walaa Cooperative Insurance Company*	2,892,525	2,812,333
966 Motors Establishment	-	2,096,587
Classic Travel & Tours Agency	2,512,558	1,574,540
Accrued directors' remuneration	3,720,000	3,720,000
Kanaf Charitable Association	13,748	8,838
Eastern Province Cement Company*	4,028,763	-
	<u>44,699,816</u>	<u>42,396,610</u>

(f) Amounts due to related parties under trade payables:

	<u>2025</u>	<u>2024</u>
		Restated
Zahwa Trading Services Company	2,863,082	2,673,514
	<u>2,863,082</u>	<u>2,673,514</u>

*The above tables include certain balances amounting to SR 6.9 million (31 December 2024: SR 2.8 million) for due to related parties pertaining to entities having common directorships or common key management personnel in accordance with local laws and regulations.

33 CONTINGENCIES AND COMMITMENTS

- (a) As of 31 December 2025, the capital expenditure contracted by the Group but not incurred till 31 December 2025 was approximately SR 0.166 million (2024: SR 182.7 million).
- (b) The Group's bankers have given letter of guarantees and letter of credits, on behalf of the Group, amounting to SR 16.6 million and SR 226.6 million (2024: SR 13.3 million and SR 179.3 million), respectively.
- (c) As of 31 December 2025, the Group had outstanding commitments in respect of purchase orders placed with suppliers for goods which had not been received as at that date, amounting to SR 323.9 million (2024: SR 208.5 million).

NOTES TO THE CONSOLIDATED FINANCIAL STATEMENTS
For the year ended 31 December 2025
(Expressed in Saudi Riyals, unless otherwise stated)

34 RESTATEMENT OF COMPARATIVE FIGURES

During the year, the group identified certain adjustments and reclassifications that have been corrected by restating each of the affected financial statement line items for prior periods in the consolidated financial statements for the year ended December 31, 2025 in accordance with IAS 8, "Accounting policies, changes in accounting estimates and errors. The nature of such adjustments and its corresponding impact on the comparative periods presented in the consolidated financial statements for the year ended 31 December 2025 is detailed below:

Restatement 1: Import purchases

The group identified that certain import purchases, for which the control has been obtained by the group in accordance with the terms of purchases, including the shipping terms agreed with the supplier were not recognized as inventory. This resulted in an understatement of inventories and trade and other payables in the respective periods. Accordingly, the group has restated the inventories and trade and other payables for the comparative periods.

Restatement 2: Change in attribution methodology for end of service benefits

During the current year, management applied a change in the benefit attribution methodology applied to End of Service Benefits (EOSB), from "an accrued approach" to "a straight-line approach" under the Projected Unit Credit (PUC) method in line with the plan's benefit structure and in accordance with the requirements of IAS 19 "employee benefits". and accordingly the Group has restated the Employees' benefits with the corresponding impact on the employees cost and Interest cost on employees' defined benefit liabilities for the year ended 31 December 2024 and retained earnings as at 1 January 2024.

Restatement 3: Accrual of bonus expense

During the current year, the Group identified that employee bonus expenses in prior periods were accounted for on a cash basis rather than on an accrual basis i.e. bonus amounts attributable to each financial year were recognized in the subsequent year upon payment. This resulted in a misstatement of bonus expenses in the respective periods. Accordingly, the group has restated the 'Trade and other payables' with the corresponding impact on the employees cost for the year ended 31 December 2024 and retained earnings as at 1 January 2024.

Restatement 4: Capitalization of Iqama fees

During the current year, the Group identified that certain "Iqama expenses" had been erroneously capitalized as prepayments in prior periods, whereas such costs should have been recognized as expenses when incurred. The error has been corrected by restating Prepayments and other current assets with the corresponding impact on the employees cost for the year ended 31 December 2024 and retained earnings as at 1 January 2024.

Restatement 5: Timing of revenue recognition

During the current year, the Group identified that certain revenue related to logistics services had not been recognised in the appropriate accounting period for the prior year. Accordingly, the revenue and trade receivables for the year ended 31 December 2024 has been restated to ensure that logistics revenue is recognised in the period in which the services are rendered by the Group in accordance with IFRS 15 "Revenue from contracts with customer"

Restatement 6: Reclassification of balances

- a) The Group has reclassified certain balances from "Due from related parties" to "Trade receivables" and certain balances from "Due to related party" to "Trade and other payables" based on the underlying nature of the balances in accordance with the requirements of IAS 1.
- b) During the current year, the Group has presented "Other income" and "Other expenses" as separate line items in the consolidated statement of profit or loss, rather than on a net basis as "Other expenses, net," to enhance the presentation of financial information. The comparative information has been reclassified accordingly to conform to the current year's presentation.
- c) Certain balances under "Long term deposit" has been reclassified from current to non-current to reflect the appropriate classification in accordance with their contractual maturity terms.

AL DAWAA MEDICAL SERVICES COMPANY
(A Saudi Joint Stock Company)

NOTES TO THE CONSOLIDATED FINANCIAL STATEMENTS
For the year ended 31 December 2025
(Expressed in Saudi Riyals, unless otherwise stated)

34 RESTATEMENT OF COMPARATIVE FIGURES (CONTINUED)

I. Consolidated statement of financial position

1 January 2024	As previously reported*	Restatement 1	Restatement 2	Restatement 3	Restatement 4	Restatement 5	Restatement 6	As restated
<i>Assets</i>								
<i>Non-current assets</i>								
Property and Equipment	994,861,137	-	-	-	-	-	-	994,861,137
Right-of-use assets	1,475,826,600	-	-	-	-	-	-	1,475,826,600
Intangible assets	21,041,323	-	-	-	-	-	-	21,041,323
Equity accounted investee	-	-	-	-	-	-	-	-
Investment in unconsolidated subsidiaries	204,739	-	-	-	-	-	-	204,739
Long term deposit (non-current)	-	-	-	-	-	-	2,853,964	2,853,964
Equity instruments designated at fair value through other comprehensive income (FVTOCI)	208,797,334	-	-	-	-	-	-	208,797,334
Total non-current assets	2,700,731,133	-	-	-	-	-	2,853,964	2,703,585,097
<i>Current Assets</i>								
Inventories	1,309,662,210	40,438,556	-	-	-	-	-	1,350,100,766
Trade Receivables	447,171,699	-	-	-	-	-	-	447,171,699
Prepayments and other current assets	192,737,718	-	-	-	(15,255,725)	-	(2,853,964)	174,628,029
Amount due from related parties	2,167,957	-	-	-	-	-	-	2,167,957
Right of return assets	693,262	-	-	-	-	-	-	693,262
Equity instrument designated at FVTOCI	-	-	-	-	-	-	-	-
Cash and cash equivalents	54,323,191	-	-	-	-	-	-	54,323,191
Total current assets	2,006,756,037	40,438,556	-	-	(15,255,725)	-	(2,853,964)	2,029,084,904
Total assets	4,707,487,170	40,438,556	-	-	(15,255,725)	-	-	4,732,670,001

AL DAWAA MEDICAL SERVICES COMPANY
(A Saudi Joint Stock Company)

NOTES TO THE CONSOLIDATED FINANCIAL STATEMENTS

For the year ended 31 December 2025

(Expressed in Saudi Riyals, unless otherwise stated)

34 RESTATEMENT OF COMPARATIVE FIGURES (CONTINUED)

I. Consolidated statement of financial position (continued)

1 January 2024 (continued)	As previously reported*	Restatement 1	Restatement 2	Restatement 3	Restatement 4	Restatement 5	Restatement 6	As restated
Equity and liabilities								
Equity								
Share capital	850,000,000	-	-	-	-	-	-	850,000,000
Statutory reserve	59,459,361	-	-	-	-	-	-	59,459,361
Fair value reserve of equity instruments at FVTOCI	24,856,826	-	-	-	-	-	-	24,856,826
Retained earnings	378,688,565	-	(67,648,470)	(20,067,394)	(15,255,725)	-	-	275,716,976
Total equity	1,313,004,752	-	(67,648,470)	(20,067,394)	(15,255,725)	-	-	1,210,033,163
Liabilities								
Non-current liabilities								
Lease liabilities	1,307,680,985	-	-	-	-	-	-	1,307,680,985
Term loan	140,416,666	-	-	-	-	-	-	140,416,666
Employees' benefits	150,351,408	-	67,648,470	-	-	-	-	217,999,878
Total non-current liabilities	1,598,449,059	-	67,648,470	-	-	-	-	1,666,097,529
Current liabilities								
Refund Liabilities	31,516,870	-	-	-	-	-	-	31,516,870
Trade and other payables	821,512,754	40,438,556	-	20,067,394	-	-	2,490,763	884,509,467
Amounts due to related parties	50,932,286	-	-	-	-	-	(2,490,763)	48,441,523
Current portion of lease liabilities	184,484,573	-	-	-	-	-	-	184,484,573
Current portion of term loans	161,666,668	-	-	-	-	-	-	161,666,668
Contract liabilities Short term borrowings	22,579,380	-	-	-	-	-	-	22,579,380
Provision for zakat	500,000,000	-	-	-	-	-	-	500,000,000
	23,340,828	-	-	-	-	-	-	23,340,828
Total current liabilities	1,796,033,359	40,438,556	-	20,067,394	-	-	-	1,856,539,309
Total liabilities	3,394,482,418	40,438,556	67,648,470	20,067,394	-	-	-	3,522,636,838
Total equity and liabilities	4,707,487,170	40,438,556	-	-	(15,255,725)	-	-	4,732,670,001

AL DAWAA MEDICAL SERVICES COMPANY
(A Saudi Joint Stock Company)

NOTES TO THE CONSOLIDATED FINANCIAL STATEMENTS

For the year ended 31 December 2025

(Expressed in Saudi Riyals, unless otherwise stated)

34 RESTATEMENT OF COMPARATIVE FIGURES (CONTINUED)

I. Consolidated statement of financial position (continued)

31 December 2024	As previously reported*	Restatement 1	Restatement 2	Restatement 3	Restatement 4	Restatement 5	Restatement 6	As restated
<i>Assets</i>								
<i>Non-current assets</i>								
Property and Equipment	1,058,812,752	-	-	-	-	-	-	1,058,812,752
Right-of-use assets	1,447,646,513	-	-	-	-	-	-	1,447,646,513
Intangible assets	20,614,238	-	-	-	-	-	-	20,614,238
Equity accounted investee	490,000	-	-	-	-	-	-	490,000
Investment in unconsolidated subsidiaries	204,739	-	-	-	-	-	-	204,739
Long term deposit (non-current)	-	-	-	-	-	-	2,540,891	2,540,891
Equity instruments designated at fair value through other comprehensive income (FVTOCI)	63,900,000	-	-	-	-	-	-	63,900,000
Total non-current assets	2,591,668,242	-	-	-	-	-	2,540,891	2,594,209,133
<i>Current Assets</i>								
Inventories	1,477,112,597	70,889,428	-	-	-	-	-	1,548,002,025
Trade Receivables	747,536,620	-	-	-	-	3,417,733	198,505	751,152,858
Prepayments and other current assets	168,815,334	-	-	-	(19,504,168)	-	(2,540,891)	146,770,275
Amounts due from related parties	598,915	-	-	-	-	-	(198,505)	400,410
Right of return assets	693,262	-	-	-	-	-	-	693,262
Equity instrument designated at FVTOCI	1,790,191	-	-	-	-	-	-	1,790,191
Cash and cash equivalents	47,526,199	-	-	-	-	-	-	47,526,199
Total current assets	2,444,073,118	70,889,428	-	-	(19,504,168)	3,417,733	(2,540,891)	2,496,335,220
Total assets	5,035,741,360	70,889,428	-	-	(19,504,168)	3,417,733	-	5,090,544,353

AL DAWAA MEDICAL SERVICES COMPANY
(A Saudi Joint Stock Company)

NOTES TO THE CONSOLIDATED FINANCIAL STATEMENTS
For the year ended 31 December 2025
(Expressed in Saudi Riyals, unless otherwise stated)

34 RESTATEMENT OF COMPARATIVE FIGURES (CONTINUED)

I. Consolidated statement of financial position (continued)

31 December 2024 (continued)	As previously reported*	Restatement 1	Restatement 2	Restatement 3	Restatement 4	Restatement 5	Restatement 6	As restated
Equity and liabilities								
Equity								
Share capital	850,000,000	-	-	-	-	-	-	850,000,000
Statutory reserve	-	-	-	-	-	-	-	-
Fair value reserve of equity instruments at FVTOCI	(2,775,642)	-	-	-	-	-	-	(2,775,642)
Retained earnings	609,226,304	-	(83,378,469)	(27,145,571)	(19,504,168)	3,417,733	-	482,615,829
Total equity	1,456,450,662	-	(83,378,469)	(27,145,571)	(19,504,168)	3,417,733	-	1,329,840,187
Liabilities								
Non-current liabilities								
Lease liabilities	1,278,404,126	-	-	-	-	-	-	1,278,404,126
Employees' benefits	166,836,091	-	83,378,469	-	-	-	-	250,214,560
Total non-current liabilities	1,445,240,217	-	83,378,469	-	-	-	-	1,528,618,686
Current liabilities								
Refund Liabilities	28,130,736	-	-	-	-	-	-	28,130,736
Trade and other payables	1,204,708,369	70,889,428	-	27,145,571	-	-	2,673,514	1,305,416,882
Amounts due to related parties	45,070,124	-	-	-	-	-	(2,673,514)	42,396,610
Current portion of lease liabilities	201,486,560	-	-	-	-	-	-	201,486,560
Current portion of term loans	140,416,678	-	-	-	-	-	-	140,416,678
Contract liabilities	17,908,427	-	-	-	-	-	-	17,908,427
Short term borrowings	480,000,000	-	-	-	-	-	-	480,000,000
Provision for zakat	16,329,587	-	-	-	-	-	-	16,329,587
Total current liabilities	2,134,050,481	70,889,428	-	27,145,571	-	-	-	2,232,085,480
Total liabilities	3,579,290,698	70,889,428	83,378,469	27,145,571	-	-	-	3,760,704,166
Total equity and liabilities	5,035,741,360	70,889,428	-	-	(19,504,168)	3,417,733	-	5,090,544,353

AL DAWAA MEDICAL SERVICES COMPANY
(A Saudi Joint Stock Company)

NOTES TO THE CONSOLIDATED FINANCIAL STATEMENTS
For the year ended 31 December 2025
(Expressed in Saudi Riyals, unless otherwise stated)

34 RESTATEMENT OF COMPARATIVE FIGURES (CONTINUED)

II. Consolidated statement of profit or loss

For the year ended 31 December 2024	As previously reported*	Restatement 1	Restatement 2	Restatement 3	Restatement 4	Restatement 5	Restatement 6	As restated
Revenue	6,450,936,245	-	-	-	-	3,417,733	-	6,454,353,978
Cost of revenue	(4,157,865,124)	-	-	-	-	-	-	(4,157,865,124)
Gross Profit	2,293,071,121	-	-	-	-	3,417,733	-	2,296,488,854
Selling and distribution expenses	(1,642,440,234)	-	(6,626,266)	(7,078,177)	(424,844)	-	-	(1,656,569,521)
General and administrative expenses	(135,275,760)	-	(995,174)	-	(3,823,599)	-	-	(140,094,533)
Other expenses, net	(1,276,494)	-	-	-	-	-	1,276,494	-
Other expenses	-	-	-	-	-	-	(4,539,820)	(4,539,820)
Other income	-	-	-	-	-	-	3,263,326	3,263,326
Operating Profit	514,078,633	-	(7,621,440)	(7,078,177)	(4,248,443)	3,417,733	-	498,548,306
Finance cost	(121,824,848)	-	(3,166,659)	-	-	-	-	(124,991,507)
Profit before zakat	392,253,785	-	(10,788,099)	(7,078,177)	(4,248,443)	3,417,733	-	373,556,799
Zakat	(22,148,323)	-	-	-	-	-	-	(22,148,323)
Profit after zakat	370,105,462	-	(10,788,099)	(7,078,177)	(4,248,443)	3,417,733	-	351,408,476

III. Consolidated statement of comprehensive income

For the year ended 31 December 2024	As previously reported*	Restatement 1	Restatement 2	Restatement 3	Restatement 4	Restatement 5	Restatement 6	As restated
Profit for the year	370,105,462	-	(10,788,099)	(7,078,177)	(4,248,443)	3,417,733	-	351,408,476
Re-measurement (loss) / gain on defined benefit obligations	(784,639)	-	(4,941,900)	-	-	-	-	(5,726,539)
Fair value changes in equity investment designated at FVOCI	(12,949,913)	-	-	-	-	-	-	(12,949,913)
Total comprehensive income for the year	356,370,910	-	(15,729,999)	(7,078,177)	(4,248,443)	3,417,733	-	332,732,024

AL DAWAA MEDICAL SERVICES COMPANY
(A Saudi Joint Stock Company)

NOTES TO THE CONSOLIDATED FINANCIAL STATEMENTS
For the year ended 31 December 2025
(Expressed in Saudi Riyals, unless otherwise stated)

34 RESTATEMENT OF COMPARATIVE FIGURES (CONTINUED)

IV. Basic and diluted Earning per share

	31 December 2024		31 December 2024
	As previously stated	Adjustments	As restated
Profit attributable to equity holders	370,105,462	(18,696,986)	351,408,476
Weighted average number of shares	85,000,000		85,000,000
Basic earnings per share	4.35		4.13

The above restatements did not impact Group's operating, investing, and financing cash flows.

35 SEGMENT INFORMATION

A segment is a distinguishable component of the Group that is engaged in providing products or services (a business segment) or in providing products or services within a particular economic environment (a geographic segment), which is subject to risks and rewards that are different from those of other segments.

The Board of directors is the Chief Operating Decision Maker (CODM) and monitors the operating results of its business units separately for the purpose of making decisions about resource allocation and performance assessment. Segment performance is evaluated based on revenue and is measured consistently with revenue in the consolidated financial statements. The Group's financing (including finance costs), operating costs and zakat are managed on a Group basis and are not allocated to operating segments.

The Group operates in the Kingdom of Saudi Arabia (KSA) and Kingdom of Bahrain. Its operations in the Kingdom of Bahrain are considered relatively insignificant, and accordingly the Group does not present business sector information at the geographical level as at present more than 90% of the Group's operations are conducted within KSA. Management is of the view that all activities of the Group comprise of a single operating segment for the purpose of decision making with respect to performance appraisal and resources allocation and as required under accounting framework as per established thresholds. Accordingly, segmental analysis by geographical and operating segment has not been presented.

The management has concluded that except for the retail trading all other lines of businesses are less than 10% of combined revenue, profit or loss and assets of the Group. The Group has considered the overriding core principles of IFRS 8 'Operating segments' as well as its internal reporting framework, management and operating structure. The management's conclusion is that the Group has one operating segment, that of retailing.

Revenue from one customer amounted to SR 1,702 million (2024: SR 1,663 million), arising from sales during the year.

36 FINANCIAL RISK MANAGEMENT OBJECTIVES AND POLICIES

The Group's principal financial liabilities comprise lease liabilities, term loans, short term borrowings, amount due to related parties, trade payables, accrual and other payables. The main purpose of these financial liabilities is to finance the Group's operations and to provide guarantees to support its operations. The Group's principal financial assets include trade and other receivables, amount due from related parties and cash and bank balances that derive directly from its operations. The Group's management reviews and agrees policies for managing each of these risks which are summarized below.

The Group is exposed to market risk, credit risk and liquidity risk. The Group's senior management oversees the management of these risks. The Group's Board of Directors regularly review the policies and procedures to ensure that all the financial risks are identified, measured and managed in accordance with the Group's policies and risk objectives. The Board of Directors reviews and agrees policies for managing each of these risks, which are summarized below.

Market risk

Market risk is the risk that the fair value or future cash flows of a financial instrument will fluctuate because of changes in market prices. Market risk comprises three types of risk: interest rate risk and currency risk and other price risk, such as equity price risk. Financial instruments affected by market risk include term loans, short-term loans, trade payables and equity investments. The sensitivity analyses in the following sections relate to the position as at 31 December in 2025 and 2024.

AL DAWAA MEDICAL SERVICES COMPANY
(A Saudi Joint Stock Company)

NOTES TO THE CONSOLIDATED FINANCIAL STATEMENTS
For the year ended 31 December 2025
(Expressed in Saudi Riyals, unless otherwise stated)

36 FINANCIAL RISK MANAGEMENT OBJECTIVES AND POLICIES (CONTINUED)

Interest rate risk

Interest rate risk is the risk that the fair value or future cash flows of a financial instrument will fluctuate because of changes in interest rates. The Group's exposure to the risk of changes in market interest rates relates primarily to the Group's borrowings with floating interest rates. The Group manages its exposure to this risk by continuously monitoring movements in interest rates. The following table demonstrates the sensitivity of the profit to reasonably possible changes in interest rates, with all other variables held constant.

	<u>2025</u>	<u>2024</u>
Interest rate – increase by 100 basis points	5,800,375	6,204,167
Interest rate – decrease by 100 basis points	(5,800,375)	(6,204,167)

Foreign currency risk

Foreign currency risk is the risk that the fair value or future cash flows of a financial instrument will fluctuate because of changes in foreign exchange rates. The Group's exposure to the risk of changes in foreign exchange rates relates primarily to the Group's operating activities (when revenue or expense is denominated in a foreign currency).

The Group did not undertake significant transactions in currencies other than Saudi Riyals (SR), US Dollars (US \$), UAE Dirhams ("AED"), British Pounds ("GBP"), Euro ("EUR") and Bahraini Dinar ("BHD") during the year. As SR is pegged to US \$, AED and BHD, the management of the Group believes that the currency risk for financial instruments denominated in US \$, AED and BHD is not significant. The Group is exposed to currency risk on transactions and balances in EUR and GBP. As at 31 December 2025, there is EUR1.95 million and GBP 0.1 million (2024: EUR 1.20 million and GBP 1.27 million) outstanding balance payable. The Group manages currency risk exposure to the above currencies by continuously monitoring the currency fluctuations.

The following tables demonstrate the sensitivity to a reasonably possible change in EUR exchange rates, with all other variables held constant. The impact on the Group's profit is due to changes in the fair value of monetary assets and liabilities. The Group's exposure to foreign currency changes for all other currencies is not material.

	<u>Change in EUR rate</u>	<u>Effect on profit</u>
31 December 2025	+ 10%	(851,853)
	- 10%	851,853
	Change in GBP rate	Effect on profit
	+ 10%	(450,928)
	- 10%	450,928
31 December 2024	Change in EUR rate	Effect on profit
	+ 10%	(466,524)
	- 10%	466,524
	Change in GBP rate	Effect on profit
	+ 10%	(639,015)
	- 10%	639,015

Equity price risk

The Group's listed equity investments are susceptible to market price risk arising from uncertainties about future values of the investment securities. The Group manages the equity price risk through diversification and by placing limits on individual and total equity instruments. Reports on the equity portfolio are submitted to the Group's senior management on a regular basis. The Group's Board of Directors reviews and approves all equity investment decisions.

At the reporting date, the exposure to equity investments at fair value listed on the Saudi Exchange market (Tadawul) was SR 52.1 million (2024: SR 65.7 million). Given that the changes in fair values of the equity investments held are strongly positively correlated with changes of the market index, the Group has determined that an increase/(decrease) of 10% on the market index could have an impact of approximately SR 5.2 million (2024: SR 6.6 million) increase/(decrease) on the other comprehensive income in consolidated statement of comprehensive income and equity attributable to the Group.

AL DAWAA MEDICAL SERVICES COMPANY
(A Saudi Joint Stock Company)

NOTES TO THE CONSOLIDATED FINANCIAL STATEMENTS
For the year ended 31 December 2025
(Expressed in Saudi Riyals, unless otherwise stated)

36 FINANCIAL RISK MANAGEMENT OBJECTIVES AND POLICIES (CONTINUED)

Credit risk

Credit risk is the risk that one party to a financial instrument will fail to discharge an obligation and cause the other party to incur a financial loss. The Group is exposed to credit risk on its bank balances, deposits and receivables as follows:

	<u>2025</u>	<u>2024</u>
		Restated
Cash at banks	64,807,377	41,712,306
Trade receivables	575,363,726	751,152,858
Amount due from related parties	1,819,139	400,410
Other receivables	9,841,292	14,506,977
	<u>651,831,534</u>	<u>807,772,551</u>

The Group seeks to manage its credit risk with respect to customers by setting credit limits for individual customers, monitoring outstanding receivables and obtaining bank guarantees from certain customers. Funds are placed in banks with sound credit ratings. Financial position of related parties is stable.

Trade receivables

Customer credit risk is managed by each business unit subject to the Group's established policy, procedures and control relating to customer credit risk management. Credit quality of a customer is assessed based on an extensive credit rating scorecard and individual credit limits are defined in accordance with this assessment. Outstanding customer receivables are regularly monitored. Sales to retail customers are required to be settled in cash or using credit cards, mitigating credit risk.

An impairment analysis is performed at each reporting date using a provision matrix to measure expected credit losses. The provision rates are based on days past due for grouping of various customer segments with similar loss patterns (i.e., by geographical region, product type, customer type and rating, and coverage by letters of credit or other forms of credit insurance). The calculation reflects the probability-weighted outcome, the time value of money and reasonable and supportable information that is available at the reporting date about past events, current conditions and forecasts of future economic conditions. Generally, trade receivables are written-off if past due for more than one year and are not subject to enforcement activity. The maximum exposure to credit risk at the reporting date is the carrying value of each class of financial assets. The Group does not hold collateral as security. The Group evaluates the concentration of risk with respect to trade receivables as low, as its customers are located in several jurisdictions and industries and operate in largely independent markets.

Set out below is the information about the credit risk exposure on the Group's trade receivables using a provision matrix:

31 December 2025	<u>Expected credit loss rate</u>	<u>Gross trade receivables</u>	<u>Expected credit loss</u>
Not due - 1 to 30 days	1%	488,464,780	4,019,239
Past due - 30 to 60 days	2%	26,525,821	497,484
Past due - 60 to 90 days	2%	9,509,707	216,782
Past due - 90 days more	9%	61,330,112	5,733,189
		<u>585,830,420</u>	<u>10,466,694</u>

AL DAWAA MEDICAL SERVICES COMPANY
(A Saudi Joint Stock Company)

NOTES TO THE CONSOLIDATED FINANCIAL STATEMENTS
For the year ended 31 December 2025
(Expressed in Saudi Riyals, unless otherwise stated)

36 FINANCIAL RISK MANAGEMENT OBJECTIVES AND POLICIES (CONTINUED)

Credit risk (continued)

31 December 2024	Expected credit loss rate	Gross trade receivables	Expected credit loss
		Restated	
Not due - 1 to 30 days	0.5%	670,394,326	3,335,758
Past due - 30 to 60 days	3%	9,942,351	297,818
Past due - 60 to 90 days	3%	11,138,241	286,794
Past due - 90 days more	6%	67,434,895	3,836,585
		<u>758,909,813</u>	<u>7,756,955</u>

Bank balances

Impairment of cash and cash equivalents has been measured on a 12-month expected loss basis and reflects the short-term maturities of the exposure. The Group considers that its cash and cash equivalents have low credit risk as wherever required the Group secure support from its partners to satisfy short term funding requirements. Funds are placed with banks having good credit ratings and therefore are not subject to significant credit risk.

Liquidity risk

Liquidity risk is the risk that the Group will encounter difficulty in raising funds to meet commitments associated with financial instruments. Liquidity risk may result from an inability to sell a financial asset quickly at an amount close to its fair value. The Group manages its liquidity risk by ensuring bank facilities are available when required. The Group's terms of contracts require amounts to be paid within 30 to 90 days of the date of billing. Trade payables are normally settled within 30 to 60 days of the date of purchase.

Excessive risk concentration

Concentrations arise when a number of counterparties are engaged in similar business activities, or activities in the same geographical region, or have economic features that would cause their ability to meet contractual obligations to be similarly affected by changes in economic, political or other conditions. Concentrations indicate the relative sensitivity of the Group's performance to developments affecting a particular industry.

In order to avoid excessive concentrations of risk, the Group's policies and procedures include specific guidelines to focus on the maintenance of a diversified portfolio. Identified concentrations of credit risks are controlled and managed accordingly.

The table below summarizes the maturities of the Group's financial liabilities at 31 December, based on contractual payment dates and current market interest rates:

2025	Carrying amount	Up to 1 Year	From 1 year to 5 years	Above 5 years	Total
Lease liabilities	1,707,547,823	288,184,016	1,024,045,048	820,642,155	2,132,871,219
Short-term loans	580,037,500	588,393,411	-	-	588,393,411
Trade payables	925,621,664	925,621,664	-	-	925,621,664
Bills payable	70,185,787	70,185,787	-	-	70,185,787
Accruals and other payables	98,042,360	98,042,360	-	-	98,042,360
Amount due to related parties	44,699,816	44,699,816	-	-	44,699,816
	<u>3,426,134,950</u>	<u>2,015,127,054</u>	<u>1,024,045,048</u>	<u>820,642,155</u>	<u>3,859,814,257</u>

AL DAWAA MEDICAL SERVICES COMPANY
(A Saudi Joint Stock Company)

NOTES TO THE CONSOLIDATED FINANCIAL STATEMENTS
For the year ended 31 December 2025
(Expressed in Saudi Riyals, unless otherwise stated)

36 FINANCIAL RISK MANAGEMENT OBJECTIVES AND POLICIES (CONTINUED)

Liquidity risk (continued)

Excessive risk concentration (continued)

2024	Carrying Amount	Up to 1 year	From 1 year to 5 years	Above 5 years	Total
	Restated	Restated			Restated
Term loans	140,416,678	148,028,425	-	-	148,028,425
Lease liabilities	1,479,890,686	254,332,184	883,104,666	620,418,477	1,757,855,327
Short-term loans	480,000,000	500,670,456	-	-	500,670,456
Trade payables	1,035,756,874	1,035,756,874	-	-	1,035,756,874
Bills payable	70,889,428	70,889,428	-	-	70,889,428
Accruals and other payables	185,968,242	185,968,242	-	-	185,968,242
Amount due to related parties	42,396,610	42,396,610	-	-	42,396,610
	<u>3,435,318,518</u>	<u>2,238,042,219</u>	<u>883,104,666</u>	<u>620,418,477</u>	<u>3,741,565,362</u>

Reconciliation of movements of liabilities to cash flows arising from financing activities

	Note	Term loans including related accrued interest	Short-term loans including related accrued interest	Lease liabilities	Dividends payable	Total
Balance at 1 January 2025		140,797,055	484,672,943	1,479,890,686	30,235	2,105,390,919
Changes from financing cash flows						
Proceeds from loans		-	2,568,037,500	-	-	2,568,037,500
Repayment of loans		(140,416,678)	(2,468,000,000)	-	-	(2,608,416,678)
Payment of lease liabilities	7	-	-	(218,579,035)	-	(218,579,035)
Payment of dividend		-	-	-	(213,580,751)	(213,580,751)
Total changes from financing cash flows		<u>(140,416,678)</u>	<u>100,037,500</u>	<u>(218,579,035)</u>	<u>(213,580,751)</u>	<u>(472,538,964)</u>
Others		-	-	(56,276,915)	214,200,000	157,923,085
Addition to lease liabilities	7	-	-	502,513,087	-	502,513,087
Interest cost	7	4,778,481	34,069,519	69,775,362	-	108,623,362
Interest paid		(5,158,858)	(35,030,117)	(69,775,362)	-	(109,964,337)
Total liability related changes		<u>(380,377)</u>	<u>(960,598)</u>	<u>446,236,172</u>	<u>214,200,000</u>	<u>659,095,197</u>
Balance at 31 December 2025		<u>-</u>	<u>583,749,845</u>	<u>1,707,547,823</u>	<u>649,484</u>	<u>2,291,947,152</u>

AL DAWAA MEDICAL SERVICES COMPANY
(A Saudi Joint Stock Company)

NOTES TO THE CONSOLIDATED FINANCIAL STATEMENTS
For the year ended 31 December 2025
(Expressed in Saudi Riyals, unless otherwise stated)

36 FINANCIAL RISK MANAGEMENT OBJECTIVES AND POLICIES (CONTINUED)

Reconciliation of movements of liabilities to cash flows arising from financing activities (continued)

	Note	Term loans including related accrued interest	Short-term loans including related accrued interest	Lease liabilities	Dividends payable	Total
Balance at 1 January 2024		303,000,847	504,837,370	1,492,165,558	-	2,300,003,775
Changes from financing cash flows						
Proceeds from loans		-	1,814,500,000	-	-	1,814,500,000
Repayment of loans		(161,666,656)	(1,834,500,000)	-	-	(1,996,166,656)
Payment of lease liabilities	7	-	-	(197,573,716)	-	(197,573,716)
Payment of dividend		-	-	-	(212,894,765)	(212,894,765)
Total changes from financing cash flows		(161,666,656)	(20,000,000)	(197,573,716)	(212,894,765)	(592,135,137)
Others		-	-	(15,514,253)	212,925,000	197,410,747
Addition to lease liabilities	7	-	-	200,813,097	-	200,813,097
Interest cost	7	30,771,612	20,670,456	62,122,334	-	113,564,402
Interest paid		(31,308,748)	(20,834,883)	(62,122,334)	-	(114,265,965)
Total liability related changes		(537,136)	(164,427)	185,298,844	212,925,000	397,522,281
Balance at 31 December 2024		140,797,055	484,672,943	1,479,890,686	30,235	2,105,390,919

Capital management

For purpose of the Group's capital management, capital includes issued capital and all other equity reserves attributable to the equity holders of the Group. The primary objective of the Group's capital management is to maintain healthy capital ratios in order to support its business objectives and maximize shareholders' value.

The Group's policy is to maintain a strong capital base so as to maintain creditor and to sustain future development of the business. The Group manages its capital structure and makes adjustments in light of changes in economic conditions, business conditions and the requirements of the financial covenants. Management monitors the return on capital, which the Group defines as net debt divided by total equity; net debt is total liabilities less bank balances and cash. Management also monitors the level of dividends to shareholders. The Group's net debt to capital ratio at the end of the reporting year was as follows:

	<u>2025</u>	<u>2024</u>
Total liabilities	3,782,819,096	Restated 3,760,704,166
Less: bank balances and cash	(71,232,723)	(47,526,199)
Net debt	3,711,586,373	3,713,177,967
Total equity	1,450,802,335	1,329,840,187
Equity and net debt	5,162,388,708	5,043,018,154
Gearing ratio	72%	74%

In order to achieve this overall objective, the Group's capital management, among other things, aims to ensure that it meets financial covenants attached to the term loans and short-term borrowings that define capital structure requirements. Breaches in meeting the financial covenants would permit the bank to immediately call loans and borrowings. There have been no breaches of financial covenants of its facility agreements in the current year.

No changes were made in the objectives, policies or processes for managing capital during the years ended 31 December 2025 and 31 December 2024.

AL DAWAA MEDICAL SERVICES COMPANY
(A Saudi Joint Stock Company)

NOTES TO THE CONSOLIDATED FINANCIAL STATEMENTS
For the year ended 31 December 2025
(Expressed in Saudi Riyals, unless otherwise stated)

37 FAIR VALUES OF FINANCIAL INSTRUMENTS

As of 31 December 2025, and 31 December 2024, all of the Group's financial instruments have been carried at amortized cost and the Group does not hold any financial instruments measured at fair value except investment designated at FVOCI which has been classified in level 1 of fair value hierarchy. The carrying value of the other financial assets and liabilities in the consolidated statement of financial position approximates to their fair values.

38 EVENTS AFTER THE REPORTING DATE

- 1) The evolving geopolitical developments in the Middle East Region have increased economic and operational uncertainty across the region. The situation remains fluid and circumstances may change rapidly. These developments have brought about additional uncertainties in the Group's operating environment. With respect to the financial statements for the year ended 31 December 2025, the financial reporting effects of these developments are considered to be non-adjusting in nature. The Group has been closely monitoring the impact of these developments and has implemented a number of contingency measures which include maintaining adequate inventory levels, reviewing alternative logistics routes, and closely monitoring liquidity and working capital requirements. As far as the Group's businesses are concerned, these developments may cause disruptions in the supply of key raw materials, challenges in logistics and shipping. As a result, depending on how the situation evolves, these developments might have a negative impact on the financial performance of the Group. As the situation is rapidly evolving and remains uncertain, the effect of these developments is subject to significant levels of uncertainty, with the full range of possible impacts currently unknown.
- 2) Board of directors passed a resolution dated 9 March 2026 to liquidate below subsidiaries :

Glanzen
Al-Dawaa Medical Services Company FZCO
Ronzac GmbH
Hollinz

Except as disclosed, there have been no significant subsequent events since the year ended 31 December 2025 till the date of authorization of these consolidated financial statements by the Board of Directors that require either an adjustment or disclosure in these consolidated financial statements.

39 BRANCHES

Serial	Commercial Registration Number	City
1	2051025701	Khobar
2	4030286836	Jeddah
3	4031231357	makka
4	4650081067	Madina
5	5855066246	Khamis Mushait
6	1010430093	Riyadh
7	1131303455	Buraidh
8	4603150096	Qunfthah
9	5855345647	Khamis Mushait
10	4700020119	Yanbu
11	2050047786	Dammam
12	2050137129	Dammam
13	2055025545	Jubail
14	2051236791	Khobar
15	5850035609	Abha
16	5950032607	Najran
17	3450008683	Arar
18	5850069828	Abha

AL DAWAA MEDICAL SERVICES COMPANY
(A Saudi Joint Stock Company)

NOTES TO THE CONSOLIDATED FINANCIAL STATEMENTS
For the year ended 31 December 2025
(Expressed in Saudi Riyals, unless otherwise stated)

39 BRANCHES (CONTINUED)

Serial	Commercial Registration Number	City
19	2511024976	Hafr Al Baten
20	2252061539	Almubraz
21	3400017991	Skaka
22	3400014841	Skaka
23	2050051362	Dammam
24	3350039005	Hail
25	2511015283	Haffer albatin
26	2511021391	Khobar
27	4030316786	Jeddah
28	4030142950	Jeddah
29	1010428087	Riyadh
30	5900034945	Jezzan
31	5800104454	Bahah
32	2251033359	Hufuf
33	4032050601	Taif
34	2050134558	Dammam
35	3550022454	Tabouk
36	5851008690	Beshah
37	3400010861	Skaka
38	3452004992	Qurayat
39	2050162533	Dammam
40	2051032340	Khobar
41	2050148416	Dammam
42	2056001400	Alnuraiyah
43	2050095574	Dammam
44	2066003484	RAS TANOURA
45	2050091536	Dammam
46	1010625009	Riyadh
47	2251051269	Alhfouf
48	2050139408	Dammam
49	2051242781	Khobar
50	2051242345	Khobar

During the year, the Group has closed the below branches due to the lack of economic viability of the activity. Legal requirements are finalized for the closing out of these branches.

Serial	Commercial Registration Number	City
1	1010181366	Riyadh
2	2050047786	Dammam
3	2050137129	Dammam
4	2050139408	Dammam

40 APPROVAL OF CONSOLIDATED FINANCIAL STATEMENTS

These consolidated financial statements were authorized for issue and approved on 16 Dhul-Qidah 1447H corresponding to 3 May 2026G by the Board of Directors of the Group.