



البنك العربي المتحد
UNITED ARAB BANK

INTEGRATED REPORT 2022

TABLE OF CONTENT

DIRECTOR'S REPORT	4
CORPORATE GOVERNANCE REPORT	7
ANNUAL REPORT OF THE INTERNAL SHARI'AH	27
ESG SUSTAINABILITY REPORT	30
EXTERNAL AUDITORS & FINANCIAL STATEMENTS	63

DIRECTOR'S REPORT

DIRECTORS REPORT – YEAR ENDED 31 DECEMBER 2022

On behalf of the Board of Directors of United Arab Bank (UAB), I am pleased to present to the shareholders of the Bank our Annual Report for the year ended 31 December 2022.

UAB posted a Net Profit of AED 155 million for the year ended 2022, as compared to a net profit of AED 70 million in 2021 representing an increase of 120%. The growth in net profit is a result of improved operating performance and lower expected credit losses, coupled with disciplined cost control as the successful execution of the Bank's Transformation Strategy paved the way for a return to sustainable profitability.

The Bank maintained adequate levels of capital with a capital adequacy ratio of 14.5% and a CET1 ratio of 13.3%, both of which remain well above the regulatory requirements currently applicable. The Bank's NPL ratio improved from 11.6% in FY 2021 to 8.2% in FY 2022.

The Board and the Management Team continues to focus on strengthening the Bank's revenues with new portfolio underwriting in higher quality assets and thereby improving its profitability across Wholesale Banking, Retail Banking and Financial Markets businesses whilst moving towards a more agile operating model incorporating digital solutions and capabilities, thereby positioning itself as the partner of choice among all its chosen client segments.

The Board of Directors recommend the following appropriations for the year ended 31 December 2022:

	2022 AED'000	2021 AED'000
Opening balance in Accumulated Losses at 1 January	(610,587)	(667,257)
Profit for the year	154,721	70,191
Transfers from revaluation reserve	-	517
Balance available for appropriation	(455,866)	(596,549)
Transfer to Special Reserve	(15,472)	(7,019)
Transfer to Statutory Reserve	(15,472)	(7,019)
Director's Remuneration	(6,000)	-
Closing balance in Accumulated Losses at 31 December	(492,810)	(610,587)

The financial information included in the report fairly presents in all material respects the financial condition, results of operation and cash flows of the Bank as of, and for, the periods presented in the accompanied financial statements for the year ended 31 December 2022.

On behalf of the Board of Directors whose unwavering commitment and guidance remain invaluable, my sincere appreciation goes to our valued customers and shareholders for their patronage, the top management and the employees for their commitment and dedication, and to the Central Bank of UAE for regulating and supporting the UAE banking sector.

In conclusion, we wish to express our appreciation to the President of the United Arab Emirates, His Highness Sheikh Mohammed Bin Zayed Al Nahyan for his leadership, vision and support. We also wish to thank His Highness Sheikh Mohammed Bin Rashid Al Maktoum, UAE Vice President, Prime Minister and Ruler of Dubai and Deputy Supreme Commander of the UAE Armed Forces and His Highness Sheikh Dr. Sultan Bin Mohammed Al Qassimi, Ruler of Sharjah for their support and guidance.

Sheikh Faisal Bin Sultan Bin Salem Al Qassimi

Chairman

9 February 2023



**CORPORATE GOVERNANCE
REPORT 2022**

TABLE OF CONTENT

1. Introduction
2. UAB's Governance framework
3. Transparency and Disclosure
4. UAB's Board of Directors
5. Role of the Board of Directors
6. Directors Obligations and Duties
7. Board Composition and Nomination
8. Board Remuneration
9. Board activities in 2022
10. Summary of Board Resolutions by circulation in 2022
11. Board committees
12. Related party transactions during 2022
13. UAB's organization structure
14. Senior Management Compensation
15. Management committees
16. External Auditors
17. Internal control
18. Details of violations in 2022
19. Details of the contributions for the community in 2022
20. Share price information & Shareholding details
21. Statement of special resolutions presented in 2021 AGM and the related action points
22. Company secretariat details
23. Details of major events and disclosures in 2022
24. Details of transactions conducted with related parties in 2022 of 5% or more of the bank capital
25. Emiratization
26. Details of projects and initiatives in 2022

1. INTRODUCTION

Sound Corporate Governance plays a fundamental role in the culture and business practices of UAB. The Bank's Corporate Governance framework relates to the way the business and activities of the Bank are directed and managed taking into account all stakeholders and the role of the Bank in the community.

2. UAB'S CORPORATE GOVERNANCE FRAMEWORK

The Governance framework ensures adequate Board oversight over the risks inherent to our business. It focuses on the separation of the Board of Directors, the Executive Management's duties and responsibilities, the effectiveness of the Board and Management Committees, role of the external and internal auditors and the transparency accuracy and timely disclosure of information. In addition, it aids cooperation with supervisory and regulatory authorities to ensure full compliance with applicable regulations and best practices.

UAB complies with each of the Central Bank, Securities and Commodities Authority and Abu Dhabi Securities Exchange regulatory requirements continuously looking to adopt industry best practices.

3. TRANSPARENCY AND DISCLOSURE

As part of our efforts to continuously enhance disclosures and transparency, the delivery of accurate and timely information to our stakeholders represents a key priority of the Bank. Information is distributed through a number of channels including media, press releases and other various avenues.

In addition, a dedicated Investor Relations section is available on the Bank's website (www.uab.ae) through which financial and non-financial reports are cascaded.

Financial reports include published annual reports and financial results in both English and Arabic. Other important documents to shareholders such as the Memorandum and Articles of Association, shareholder structure, share price performance and analysts' reports are also available on the website.

4. UAB'S BOARD OF DIRECTORS

H.E. Sheikh Faisal Bin Sultan Bin Salem Al Qassimi Chairman Non-executive

First elected to the Board: 1975

Re-elected to the Board: in 2021 for a term of 3 years

External Board Appointments

- Chairman – GIBCA Group of Companies
- Chairman – Faisal Holding LLC
- Chairman – Grand Stores
- Chairman – Hospitality Management Holdings LLC

Founder of United Arab Bank, H.E. Sheikh Faisal Bin Sultan Bin Salem Al Qassimi has served as the Chairman of the Board of Directors since the Bank's inception in 1975 and has since then remained the largest single individual shareholder of the Bank.

Beyond his instrumental role at UAB, H.E. Sheikh Faisal is currently the Chairman of the Board of Directors of a number of private companies. He also formerly served as the Chairman of the Board of Arab Organization of Industries and Establishment.

H.E. Served in the UAE Armed Forces in different capacities prior to retiring at the rank of Major General including Under Secretary of the Ministry of Defense, Chief of Staff, and Chairman of the Court of Crown Prince at the time – H.H. Sheikh Khalifa bin Zayed Al Nahyan.

H.E. Sheikh Faisal Bin Sultan Bin Salem Al Qassimi graduated from the Jordanian Officer Cadet School and Mons Officer Cadet School in UK.



Mr. Omar Hussain Alfardan Vice Chairman, Non-executive

First elected to the Board: 2007

Re-elected to the Board: in 2021 for a term of 3 years

External Board Appointments

- Chairman of the Board of Directors at Alternatif Bank in Turkey
- Managing Director – The Commercial Bank (P.S.Q.C.)
- President and CEO – Alfardan Group and its subsidiaries (Automotive, Properties & Hospitality),
- Board Member of Alfardan Subsidiaries including
- Jewellery, Investment and Marine Services
- Board Member – Qatar Red Crescent
- Advisory Board Member - Qatar Financial Centre Authority
- Member of the Board of Governors at Sidra Medicine



Omar Hussain Alfardan is the President and CEO of Alfardan Group, one of the most successful private owned business companies in Qatar and the region. He has acquired sharp business acumen under the tutelage of his father Hussain Ibrahim Alfardan, a distinguished businessman and a leading authority in natural pearls. Omar holds a bachelor's degree in Business Administration and a master's degree in Finance from Webster University in Geneva, Switzerland. Through his visionary approach and strategic expansion into profitable business sectors in Qatar and the region, he has driven the Group to a path of sustained growth and enormous success.

Omar Alfardan holds prominent positions across several Alfardan subsidiaries that operate within the Hospitality, Properties, Automotive, Jewellery, Exchange, Investment, Marine Services, Agriculture and the Medical sectors.

Outside of Alfardan Group, Omar Alfardan holds a number of high-profile

designations and has made significant contributions at leading establishments both in and outside of Qatar.

He serves as Managing Director of the Commercial Bank of Qatar, Chairman of the Board of Directors at Alternatif Bank in Turkey, and Advisory Board Member at Qatar Financial Centre Authority. He is Vice Chairman of the Board of Directors and Chairman of the Board Executive Committee of the United Arab Bank. Additionally, he is a member of the Qatari Businessmen Association, and is a founding member of Qatar Hotels Association, under the Qatari Businessmen Association's umbrella.

Omar Alfardan is currently a member of the Board of Trustees of Hamad Bin Khalifa University. He also holds the position of Managing Director at Marsa Arabia and is a Founder and Board Member of Family Business Council Gulf, as well as Vice Chairman of the Gulf Qatari Classic Cars Association. He is a fervent supporter of charitable and social programs, serving as a Board Member in Qatar Red Crescent Society.

Apart from his professional and social commitments, Omar Alfardan loves scuba diving and fishing in his free time. He likes travelling and is a passionate collector of luxury items, specifically special cars.

H.E. Sheikh Abdullah Bin Ali Bin Jabor Al Thani Director, Non-executive

First elected to the Board: 2008

Re-elected to the Board: in 2021 for a term of 3 years

External Board Appointments

- Chairman – The Commercial Bank (P.S.Q.C.)
- Deputy Chairman – National Bank of Oman Other External Appointments:
- Owner – Vista Trading Company, Qatar
- Partner – Integrated Intelligence Services, Qatar
- Owner – Abdulla bin Ali & Partners for Real Estate and Commerce
- Owner – Shaza Hotel, Doha



Sheikh Abdullah has served on the Board of Directors of United Arab Bank since February 2008 as a representative of The Commercial Bank (P.S.Q.C.), the largest corporate shareholder of UAB. He was re-appointed in 2011 and 2015 by the Annual General Assembly.

Sheikh Abdulla holds a BA in Social Science from Qatar University

H.E. Sheikh Mohammed Bin Faisal Al Qassimi Director, Non-executive

First elected to the Board: 2011

Re-elected to the Board: in 2021 for a term of 3 years

External Board Appointments

- Faisal Holding LLC & a number of its Board Committees.
- Grand Stores LLC.
- Italian Chamber of Commerce in the UAE & the GCC.
- Member of Certified Management Accountant - CMA.
- Member of Society of Technical Analysts of the United Kingdom.



H.E. Sheikh Mohammed Bin Faisal Al Qassimi is the founder of MANAFA LLC, a holding company with diversified activities in the fields of hospitality, real estate, private equity and Equity investment.

H.E. Sheikh Mohammed Bin Faisal Al Qassimi holds key directorships and senior positions at various business groups and associations including the Italian Chamber of Commerce in the UAE and the GCC and Faisal Holding Co LLC. H.E. Sheikh Mohammed is a member of CMA and the Society of Technical Analysts of UK.

H.E. Sheikh Mohammed Bin Faisal Al Qassimi graduated from Webster University in Business Administration and Accounting.

Ms. Najla Al Midfa Director, Independent

First elected to the Board: 2012

Re-elected to the Board: in 2021 for a term of 3 years

External Board Appointments

- Board member of the United Arab Bank (part of the Board Audit Committee).
- Vice Chairman of Young Arab Leaders.
- Board member of Endeavor UAE.

Najla Ahmed Al-Midfa is the Chief Executive Officer of the Sharjah Entrepreneurship Center (Sheraa), a government-supported entity launched in 2016, with a mandate to build the entrepreneurial ecosystem in Sharjah, and support entrepreneurs as they build and grow innovative startups that will contribute positively to the region's economy.

Sheraa also hosts the annual Sharjah Entrepreneurship Festival (SEF), which has attracted over 18,000 attendees from around the world. Prior to Sheraa, Najla held a senior position at Khalifa Fund for

Enterprise Development, focused on SME financing, and was a consultant at McKinsey and Company's New York office, primarily serving clients across the financial institutions sector. Her previous professional experience also includes roles within PricewaterhouseCoopers and Shell.

Najla is a member of the Board of Directors at United Arab Bank, Emirates Development Bank, and Dana Gas. She was previously on the board of the Emirates Schools Establishment.

Najla is Vice-Chairperson of Young Arab Leaders, and a board member of Endeavor UAE. She is a fellow of the Aspen Institute's Middle East Leadership Initiative, as well as an Eisenhower Global Fellow.

Najla holds an MBA from Stanford University.



Mr. Ahmed Mohamad Bakheet Khalfan Director, Non-executive

First elected to the Board: 1995

Re-elected to the Board: in 2021 for a term of 3 years

Mr. Khalfan previously served as the Deputy General Manager of Emirates Industrial Bank and was Chairman of the Board of Directors of Emirates Modern Poultry Company and Vice Chairman of Emirates Rawabi. He also served as Board Member for various companies in the UAE including ALICO, Gulf Glass, and Takaful Re.

Mr. Khalfan graduated with a Bachelor of Science in Economics with honor from the North Eastern University, Boston.



Mr. Joseph Abraham Director, Non-executive

First elected to the Board: 2017

Re-elected to the Board: in 2021 for a term of 3 years

External Board Appointments

- Group Chief Executive Officer of The Commercial Bank (P.S.Q.C)
- Vice Chairman of the Board of Alternatif Bank, Turkey
- Director, National Bank of Oman

Mr. Abraham has extensive banking experience across both developed and emerging markets. Before joining Commercial Bank in June 2016, he was CEO of ANZ Indonesia (Australia and New Zealand Banking Group) based in Jakarta, a position he served in from 2008 to 2016.

Mr. Abraham has an MBA from the Graduate School of Business, Stanford University, California and has worked in Indonesia, Singapore, Hong Kong, Ghana, UK and India in various country and regional banking roles with a successful track record covering general management, corporate banking, strategy, product management as well as acquisitions and integrations.



Mr. Fahad Abdulrahman Badar Director, Non-executive

First elected to the Board: 2016

Re-elected to the Board: in 2021 for a term of 3 years

External Board Appointments

- Executive General Manager, International Banking - The Commercial Bank (P.S.Q.C.)
- Board Member – National Bank of Oman (NBO), Oman

Mr. Fahad Badar is a member of the Bank's Board of Directors and joined in July 2016. Mr. Badar's career at The Commercial Bank (P.S.Q.C.) spans over 22 years. Prior to his current role as Executive General Manager, International Banking, Mr. Badar held a number of key roles in the International Banking, the Government and Public Sector Relations and the Wholesale Banking Divisions.

Mr. Badar holds an MBA from Durham University, United Kingdom and a Bachelors of Arts degree in Banking & Finance from the University of Wales.



Mr. Abdul Wahab Al-Halabi Director, Independent

First elected to the Board: 2021 Resigned – in March 2022

External Board Appointments

- Chairman and Independent Director – DXB Entertainment
- Board Member - Global SWF
- Senior Advisor & Member of the Board, Middle East
- Houlihan Lokey
- Board Member - Union Properties
- Director – AbFab Limited
- Director – TPL Properties Limited

Mr Abdul Wahab Al-Halabi is a Board Member at Global SWF, Union Properties and a Senior Advisor and Member of the Board, Middle East at Houlihan Lokey as well as a Partner at Decker & Halabi. He is a Chairman and Independent Director at DXB Entertainments and Chief Investment Officer of Equitativa Group, a diversified financial services group that is involved in asset management, wealth management and private equity.

Mr Al-Halabi has more than 20 years' experience in the real estate sector, with expertise in financial restructuring, crisis and debt management, credit enhancements and joint ventures. Previously he was the Group Chief Investment Officer of Meraas Holding, a partner at KPMG and has acted as Chief Executive Officer of Dubai Properties, a member of Dubai Holding.

Mr. Al-Halabi holds a Bachelor of Science in Economics from London School of Economics and an Executive MBA from École des Ponts ParisTech. He is a Fellow of the Institute of Chartered Accountants in England and Wales and a member of Chartered Institute for Securities & Investments (CISI) and Entrepreneurs Organization UAE.

5. Role of the Board of Directors

The Board of Directors is empowered, under the Bank's Articles of Association, with the widest powers necessary to carry out the activities and functions required to fulfill the objectives of the Bank.

The Board responsibilities include establishing the Bank's strategy and ensuring that the Bank manages risk effectively through approving and monitoring the Bank's risk appetite.

Adopting the Bank's Corporate Governance framework falls within the

responsibilities of the Board to help ensure the implementation of solid internal controls and disclosures, the establishment of adequate policies and procedures necessary for the Bank's sound operations and compliance with applicable regulatory and statutory requirements at all times in addition, the Board has agreed on the Terms of Reference of the Board of Directors and all Board Committees, which set out their respective process, duties and responsibilities.



6. DIRECTORS OBLIGATIONS AND DUTIES

Board Members commit to the following obligations in carrying out their duties as Directors of the Board, in accordance with the highest Corporate Governance standards:

- Having the necessary skills, qualifications and knowledge of the Bank's affairs and business;
- Act honestly and in good faith with a view to protecting the best commercial interests of the Bank;
- Observe confidentiality, conflict of interest and transparency requirements when assuming their responsibilities as Directors;
- Act in accordance with the obligations stipulated under the Articles of Association and all applicable laws and regulations;
- Not being convicted of any crime or felony or a crime involving moral turpitude;
- Disclose any direct or indirect interests that they may have in connection with the Bank and which could conflict with the proper performance of their duties; and
- Attend regularly and participating effectively in Board meetings and general meetings of the shareholders.

7. BOARD COMPOSITION AND NOMINATION

The Board is composed of 9 non-executive board members. The members were re-elected at the Annual General Assembly in April 2021. Members are eligible for re-election.

4 members represent The Commercial Bank, being the major shareholder, 1 member represent the founders of the Bank with the remaining representing the private sector and minority shareholders.

The Board collectively possesses professional knowledge, business expertise, industry knowledge, diversity and financial awareness to carry out its oversight responsibilities. All Board members are in regular attendance of the meetings.

Board of Directors' Transactions in the bank's Securities

The following table shows the shares of the Company held by the members of the Board, their spouses or children in the Company's shares during 2022:

Director name	Shares held As at Dec 31 2022	Total sale transactions	Total purchase transactions
HE Sheikh Faisal Bin Sultan Bin Salem Al Qassimi	229,515,634	-	-
Mr. Omar Hussain Alfardan	-	-	-
HE Sheikh Abdullah Bin Ali Bin Jabor Al Thani	-	-	-
HE Sheikh Mohammed Bin Faisal Al Qassimi	1,621,533	-	-
Mr. Ahmed Mohamad Bakheet Khalfan	-	-	-
Ms. Najla Al Midfa	4,543,059	-	-
Mr. Fahad Badar	-	-	-
Mr. AbdulWahab ALHalabi	-	-	-
Mr. Joseph Abraham	-	-	-

8. BOARD OF DIRECTORS' REMUNERATION

- The Board of Directors remuneration for 2021 is set to be AED 0.
- The Board of Directors were paid a total of AED 1,010,000 as an allowance for attending the Board committees in 2021.
- The Board of Directors will be paid a total of AED 790,000 as an allowance for attending the Board committees in 2022 subject to AGM approval.
- The Board of Directors will be paid remuneration of AED 6 Million subject to AGM approval and as per the following details:

Board member	Committee	Amount (AED)	Attendance
HE Sheikh Faisal Bin Sultan Bin Salem Al Qassimi	BOD	0	100%
Mr. Omar Hussain Alfardan	GRC	40,000	100%
HE Sheikh Abdullah Bin Ali Bin Jabor Al Thani	BRC	70,000	100%
HE Sheikh Mohammed Bin Faisal Al Qassimi	GRC -BCC	130,000	100%
Mr. Ahmed Mohamad Bakheet Khalfan	GRC-BCC-BRC	190,000	100%
Ms. Najla Al Midfa	BAC-GRC	80,000	100%
Mr. Fahad Badar	BCC-BRC	140,000	100%
Mr. AbdulWahab ALHalabi	BAC-BRC	30,000	100%
Mr. Joseph Abraham	GRC-BAC-BCC	110,000	100%

9. BOARD ACTIVITIES IN 2022

The Board of Directors met 6 times in 2022 and received information in between meetings on regular basis from the Board and Management Committees in relation to the Bank's business developments.

2022 Board Meetings Calendar

01st February 2022	Board of Directors meeting to approve Q4 2021 financial results conducted and to agree on General Assembly agenda on 14th April 2022 , in addition to other items on the agenda
02nd March 2022	Board meeting to discuss and approve other items on the agenda.
28th April 2022	Board meeting to discuss and approve other items on the agenda.
03rd June 2022	Board meeting to approve Q2 2022 financial results in addition to other items on the agenda.
09th November 2022	Board meeting to approve Q3 2022 financial results in addition to other items on the agenda.
13th December 2022	Board of Directors meeting to discuss and approve other items on the agenda, along with Board Training

BOARD MEMBER	BOD	GRC	BAC	BCC	BRC
Sheikh Faisal Bin Sultan Bin Salem Al Qassimi	C				
Mr. Omar Hussain Al fardan	VC	C			
Sheikh Abdullah Bin Ali Bin Jabor Al Thani	M				C
Sheikh Mohammed Bin Faisal Al Qassimi	M	M		C	
Mr. Ahmed Mohamad Bakheet Khalfan	M	M		M	M
Ms. Najla Al Midfa	M	M	C		
Mr. Fahad Badar	M			M	M
Mr. Joseph Abraham	M	M	M		
Number of Meetings in 2022	6	4	4	9	4

C: Chairman, VC: Vice Chairman M: Member, BOD: Board of Directors, GRC: Board Governance & Remuneration Committee, BAC: Board Audit Committee, BCC: Board Credit Committee, BRC: Board Risk Committee

10. SUMMARY OF BOARD RESOLUTIONS BY CIRCULATION IN 20212

Board meeting date	Resolution
July 19th, 2022	approving the Financial Statements for the period ended 30th June 2022

11. BOARD COMMITTEES

The Board of Directors established Board Committees to assist the Board in carrying out its duties and obligations and offer a more detailed review of important areas of business and control.

Board Governance & Remuneration Committee (“GRC”) The GRC acts on behalf of the Board on all matters related to governance, remuneration, nomination and strategic plans, except for those powers and actions that are restricted to the Board on the basis of legal provisions or the Articles. The GRC is responsible for supporting the Board in overseeing the remuneration scheme, in order to ensure that the subject remuneration is appropriate and consistent with the Bank’s culture, long-term business and risk appetite, performance and control environment as well as with any legal or regulatory requirements. GRC shall provide recommendations to the Board for new Board and Senior Management members. GRC will also provide support and directions to the Board in terms of strategic and budgetary initiatives, plans and decisions. GRC meets at least Four times a year. The committee held Four meetings in 2022.

Committee members

- Mr. Omar Al Fardan - Chairman
- Sh. Mohammed Bin Faisal Al Qassimi - Member
- Mr. Ahmed Khalfan - Member
- Mr. Joseph Abraham - Member
- Miss Najla Al Midfa - Member

Board Audit Committee (“BAC”)

BAC is responsible for managing the financial reporting, compliance and internal audit reviews of the Bank and, in doing so, may exercise all the powers delegated by the Board, subject to any relevant laws and regulations.

The internal audit function has a direct reporting line to the BAC.

BAC meets at least Four times a year, the committee held Four meetings in 2022.

Committee members

- Miss Najla Al Midfa - Chairman
- Mr. Joseph Abraham - Member
- Mr. AbdulWahab ALHalabi – Member(Resigned – March 2022)

The BCC provides leadership for the Bank within a framework of prudent and effective controls which enables robust credit control.

The BCC is responsible for evaluating and granting counterparty credit facilities and approving the Bank’s investment activities within authorized limits and, in doing so, exercise all the powers delegated by the Board, subject to any relevant laws and regulations. BCC meets on an ad-hoc basis. The committee held Nine meetings in 2022.

Committee members

- Sh. Mohammed Bin Faisal Al Qassimi - Chairman
- Mr. Ahmed Khalfan - Member
- Mr. Fahad Abdulrahman Badar - Member
- Mr. Joseph Abraham – Member-until April 2021

The BRC monitors and manages all aspects of enterprise risk management including, but not restricted to, credit risk; market risk; operational risk; legal risk; regulatory risk; liquidity risk; financial risk.

Moreover, the BRC reviews and approves the policies on all risk issues and maintains oversight of all Bank risks through reports received from the General Management Risk Committee. BRC meets at least Four times a year. The committee held Four meetings in 2022.

Committee members

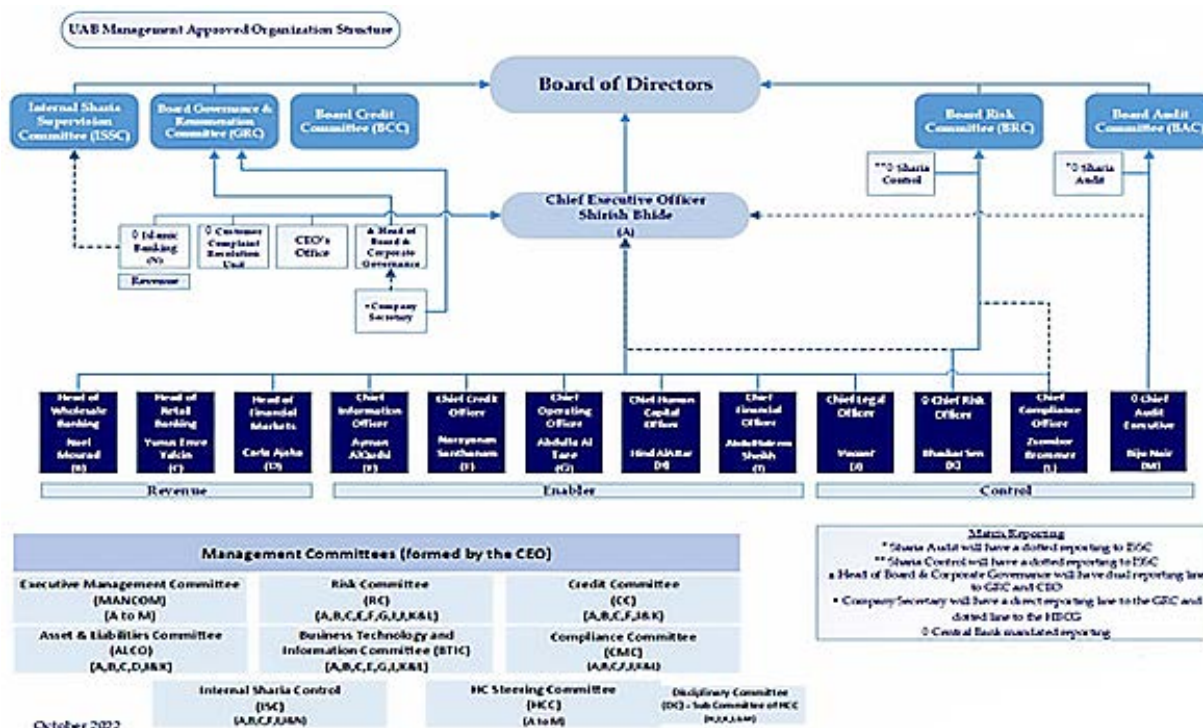
- Sh. Abdullah Bin Jabor Al Thani - Chairman
 - Mr. Fahad Abdulrahman Badar - Member
 - Mr. Ahmad Khalfan - Member
 - Mr. AbdulWahab Al Halabi – Member(Resigned– March 2022)
-

12. RELATED PARTY TRANSACTIONS DURING 2022

UAB consistently disclose the related party transactions in the financial statements and are audited by external auditors. The management reviews the related party transactions and when the deals are conducted.

The Bank discloses the transactions and dealings with the related parties according to the relevant accounting standards and are verified by our external auditors through their quarterly reviews and audits. Related party disclosures for the year 2022 are available in the financial statements.

13. UAB'S ORGANIZATION STRUCTURE



14. SENIOR MANAGEMENT, AND THEIR COMPENSATION

Position	DOJ	Total
Chief Executive Officer	01/06/2022	
Chief Financial Officer	19/01/2022	
Chief Compliance Officer	05/09/2022	
Head of Wholesale Banking	01/08/2022	
Chief Risk Officer	10/08/2022	
Chief Human Capital Officer	27/06/2022	
Chief Audit Executive	17/08/2022	
Head of Retail Banking	04/10/2022	
Chief Credit Officer	12/12/2022	15.24 Mn
Chief Operating Officer	29/12/2022	
Chief Information Officer	09/05/2018	
Head of Financial Markets	30/08/2020	
Head of Islamic Banking	02/05/2018	
Administrative Assistant to the CEO	10/07/1982	
Head of Legal	10/03/2019	

15. MANAGEMENT COMMITTEES

The Board has approved the Terms of Reference of all Management Committees. The Bank has 6 Management Committees that report regularly to the Board, or the relevant Board committee as follows:

<p>Management Committee (“MANCOM”) The Executive Management Committee is responsible for recommending the Bank’s strategy and monitoring its performance. It will exercise general control over UAB and manage the Bank’s business to ensure compliance with regulatory and legal requirements, and internal policies - MANCOM meets on a weekly basis.</p>	<p>Asset and Liability Committee (“ALCO”) ALICO is the decision-making body related to balance sheet structure, funding, pricing, hedging, investment, and setting limits related to the overall ALM function of the Bank; and the has the mandate for recommending for approval or itself approving various functions/transactions mention under the responsibilities - ALCO meets at least six times a year.</p>
<p>Risk Committee (“RC”) The General Management Risk Committee is the highest approving authority at the management level on all aspects of enterprise risk management including, but not restricted to: credit risk; market risk; operational risk; legal risk; regulatory risk; liquidity risk; financial risks; corporate governance; and audit matters of the Bank (and any subsidiaries and affiliates in which it has strategic investments).</p> <p>The RC provides recommendations on all risks and investment policies and portfolio issues to the BRC, and to other Board Committees as appropriate – RC meets on a monthly basis.</p>	<p>Credit Committee (“CC”) CC is the highest management level authority on all counterparty risk exposures, credit product programmes and underwriting exposures on syndications and securities transactions – CC meets on a weekly basis</p>
<p>Business Technology Steering Committee (“BTSC”) Provide an outline for role performed by Information Technology and Operation Units regarding Banks’s projects, IT related initiatives, plans, related Budgets and Expenditures and Service Operation status. The OTC will provide assistance to the Senior Management in fulfilling its responsibility to the shareholders, and provide timely</p>	<p>Special Assets Committee (“SAC”) The Special Assets Committee is the highest management level authority on Corporate and SME provisions. The authority of the SAC is derived from the Board - SAC meets on a monthly basis.</p>
<p>updates about the respective related activities - OTC meets up to 6 times a year.</p>	
<p>Wholesale Banking Top Team (“WBT”) The WBT is the top management team of Corporate and Institutional banking (to be re-defined as wholesale banking) making key decisions on the day-to-day working of the wholesale banking team, under the leadership of the CEO and Head of wholesale banking – WBT meets on a weekly basis.</p>	<p>Retail Banking Top Team (“RBT”) Concerned with making key decisions on the day- to-day working of the Retail Banking team, under the leadership of the CEO - RBT meets on a weekly basis.</p>
<p>Legal Meetings The objective of this Terms of Reference is to provide an outline updates/status of the legal cases against the bank and the provisions required for the same - Legal Meetings take place every quarter.</p>	<p>Client Experience Forum (“CEF”) The purpose of the Terms of Reference of the Client Experience Forum is to provide an outline of the role performed by the Client Experience Forum (CEF) of United Arab Bank (UAB). The CEF will provide assistance to the Senior Management in fulfilling its responsibility to the shareholders, and others relating to the Bank’s compliance with legal and regulatory requirements and the achievement of the Bank’s desired customer experience levels – CEF meets on a Monthly basis.</p>

16. EXTERNAL AUDITORS

External Auditors details	
Name of audit firm for the period (January 1, 2022 – December 31, 2022)	Ernst & Young
Audit Partner	Ben Wareing
Number of years served as an external auditor for the bank	4
	AED 901,530 consists of:
	<ul style="list-style-type: none">▪ Q1 2022 - 144,690/-▪ Q2 2022 - 144,690/-▪ Q3 2022 - 144,690/-▪ YE 2022 - 467,460/-
Total fees for auditing the financial statements of 2022	
	AED 72,345 for:
	<ul style="list-style-type: none">▪ Arabic translation of YE Financial statements - 33,390/-▪ Annual BRF review as per UAE Central Bank regulations - 38,955/-
Fees and costs of services other than auditing and reviewing the financial statements for 2022	
Any other audit services	Nil

* All fees are inclusive of VAT, Technology fees and OPE

17. INTERNAL CONTROL STRUCTURE

Introduction

United Arab Bank (UAB) recognizes the importance of effective risk management in achieving its strategic goals and maintaining its stability and resilience. Risk is inherent in all of the Bank's activities but it is managed through a process of ongoing identification, measurement and monitoring, subject to risk limits and other controls. This process of risk management is critical to the Bank's continuing profitability and each individual within the Bank is accountable for the risk exposures relating to their responsibilities.

Risk Management covers all risks including strategic, capital, credit, market & liquidity, operational, fraud, information technology and information security, reputation risks, etc., and processes from origination and assessment of risks to ongoing monitoring, control, review, maintenance and reporting of risks. It also covers roles and responsibilities of Board and Management level committees, and authorities and processes relating to risk management, internal controls, compliance and internal audit functions.

UAB's Risk Management Strategy includes our comprehensive Enterprise-wide Risk and Compliance Risk Frameworks, which are fully aligned with our Bank's Vision to drive consistent value for all stakeholders. The key strategic imperatives that drive Bank's vision include the following:

- Sound Fundamentals and Strong Risk Bearing Capacity: Maintaining strong financial and operational fundamentals serves as a foundation for effective risk management and supports risk bearing capacity.
- Strategic Alignment and Enduring Partnership with Business Lines: A risk management approach that is strategically aligned with business goals ensures a close partnership between risk management and business units to effectively manage risks.
- Efficient Deployment of Capital, Liquidity and Provisioning: Efficient deployment of capital, liquidity, and provisioning supports sustainable growth and minimizes risks.
- Comprehensive and Integrated Corporate & Risk Governance Framework: A robust corporate and risk governance framework ensures effective risk management, independent oversight, and accountability.
- Resilient Risk Infrastructure and Strong Risk Culture: A strong risk infrastructure and culture promotes transparency, accountability, and a proactive approach to risk management.

UAB places a strong emphasis on the following key imperatives to ensure sound risk management practices:

1. STRONG GOVERNANCE:

UAB has a strong governance framework in place to ensure that its risk management framework is effective and that risks are managed in a controlled and transparent manner. This includes committees at Board and Management levels, clear policies and procedures, regular reporting and monitoring, and independent oversight from internal and external stakeholders.

▪ BOARD COMMITTEES:

The Board of Directors are ultimately responsible for identifying and controlling risks; however, there are separate board sub-committees responsible for managing and monitoring risks.

(a) Board Credit Committee

The Board Credit Committee (BCC) has the responsibility to establish credit risk strategy and monitor the overall credit process within the Bank for maintaining a diversified portfolio, avoiding undesired risk concentrations, improving the overall asset quality of the portfolio, and complying with Credit Policy and regulatory guidelines.

(b) Board Audit Committee

The Board Audit Committee (BAC) is responsible for monitoring, reviewing and reporting to the Board on the formal arrangements relating to the financial and narrative reporting of the Bank, internal controls, compliance and internal / external audit processes.

(c) Board Risk Committee

The Board Risk Committee (BRC) has the overall responsibility for the development of the risk strategy and implementing principles, frameworks and policies for enhancing the Bank's risk management framework to best practices standards. This includes, but is not limited to, ensuring effective control structures and the monitoring of aggregate risk exposures (including but not limited to credit, market, liquidity, operational and legal).

(d) Group Remuneration Committee

The Group Remuneration Committee (GRC) acts on behalf of the Board on all matters related to governance, remuneration, nomination and strategic plans, except for those powers and actions that are restricted to the Board on the basis of legal provisions or the Articles. The GRC is responsible for supporting the Board in overseeing the remuneration scheme, in order to ensure that the subject remuneration is appropriate and consistent with the Bank's culture, long-term business and risk appetite, performance and control environment as well as with any legal or regulatory requirements.

(e) Joint Board Audit and Board Risk Committee

Joint Meeting between the Board Audit Committee (BAC) and the Board Risk Committee (BRC) is held regularly in accordance with the Central Bank of the UAE (CBUAE) guidelines to ensure effective coordination and collaboration between the two committees in managing risks. This joint meeting enhances the overall risk management framework by providing a platform for robust discussions and effective decision-making in matters relating to risk management.

▪ MANAGEMENT COMMITTEES

The Board level committees are further supplemented by key management committees to ensure comprehensive risk management and governance. These committees include:

(a) Management Committee

The Management Committee provides overall strategic direction for the organization, including the management of risk, by reviewing and approving the organization's risk appetite, risk tolerance, and risk management framework, and providing overall oversight of the risk management process.

(b) Credit Committee

The Credit Committee is responsible for reviewing and approving credit proposals, ensuring compliance with credit policies and procedures, and providing ongoing monitoring of credit risk.

(c) Asset Liability Committee

The Asset and Liability Committee (ALCO) is instrumental in the management of the organization's interest rate and liquidity risk. It makes recommendations to ensure an adequate level of liquidity while operating within a robust risk control framework. This enables effective management of these risks.

(d) Risk Committee

The Risk Committee supports the Board and Management in fulfilling their responsibilities related to risk management. It evaluates the effectiveness of the internal control system for managing bank-wide risks, ensures compliance with legal and regulatory requirements, and reviews the performance of the risk function. The Committee provides impartial oversight of the risk management framework and processes, and regularly reports on risk management activities to the Board and Management.

(e) Business Technology Steering Committee

The Business Technology Steering Committee provides oversight of the organization's technology-related risks, including information security and technology resilience.

(f) Customer Experience Committee

The Customer Experience Committee ensures that the organization's customer-facing activities are aligned with its risk appetite and that the risks associated with customer interactions are effectively managed.

2. RISK APPETITE FRAMEWORK:

UAB has established a risk appetite framework to ensure that its risk-taking activities are aligned with its strategic goals and risk tolerance. The framework includes clear definitions of the Bank's risk appetite and limits for various types of risks, as well as regular monitoring and reporting to ensure that these limits are not exceeded.

3. SUSTAINABILITY:

UAB is committed to incorporating sustainability considerations into its risk management framework, including environmental, social, and governance (ESG) risks. The Bank has established processes for assessing and managing ESG risks, and regularly monitors its exposure to these risks.

4. THREE LINES OF DEFENCE:

UAB's risk management framework is built on three lines of defence, which work together to ensure that risks are effectively identified, assessed, monitored, and controlled:

- The first line of defence is the business unit, which is responsible for identifying, assessing, and managing risks in its day-to-day activities.
- The second line of defence is the risk management function, which provides oversight and support to the business units in managing risks.
- The third line of defence is the internal audit function, which independently assesses the effectiveness of the Bank's risk management framework and provides recommendations for improvement.

As part of the three lines of defence, the Board and Management committees are further supplemented by functions who are responsible for day to day monitoring of risks:

(a) Risk Management Department

The Risk Management Department is responsible for implementing and maintaining risk related procedures to ensure an independent control process. It works closely with the commercial organization to support their activities, while safeguarding the risk profile of the Bank. It institutes prudent risk monitoring and control mechanisms (processes and systems) to ensure compliance of individual risk assets and portfolios to agreed terms and policy parameters. It reviews and presents all credit submissions, risk policy and portfolio management reports to the BCC and BRC.

(b) Credit Department:

The Credit Department is responsible for spearheading overall credit strategy of the bank, reviewing and approving credit proposals, ensuring compliance with credit policies and procedures, and providing assistance in ongoing monitoring of credit risk.

(c) Treasury

Treasury is responsible for managing the Bank's assets and liabilities and the overall financial structure. It is also primarily responsible for managing the funding and liquidity risks of the Bank.

(d) Internal Audit

Risk management processes throughout the Bank are audited annually by the internal audit function that examines both the adequacy of, and the Bank's compliance with, its procedures. Internal Audit discusses the results of all assessments with management and reports its findings and recommendations to the Board Audit Committee.

From 2019 till 2022, UAE Central Bank has issued a number of standards and regulations on the various elements of overall Risk Management, Consumer Protection Regulation, Anti-Money Laundering, Capital adequacy and Capital Management Framework. The standards and regulations including but not limited to financial reporting, external audit, internal controls, compliance & internal audit, operational, country and transfer risk, market risk and interest rate and rate of return

risk have been effected in 2019. The Bank had taken measures to adhere

to the aforementioned standards and regulations to ensure compliance from the effective implementation date.

5. RISK MEASUREMENT AND REPORTING SYSTEMS

Monitoring and controlling risks is primarily performed based on limits established by the Bank. These limits reflect both the business strategy and market environment of the Bank as well as the level of risk that the Bank is willing to accept, with additional emphasis on selected industries. In addition, the Bank monitors and measures the overall risk bearing capacity in relation to the aggregate risk exposure across all risk types and activities.

Information compiled from all the businesses is examined and processed in order to identify, analyses and control at an early stage. The Board receives a comprehensive credit risk report once a quarter which is designed to provide all the necessary information to assess and conclude on the credit related risks of the Bank. The report includes aggregate credit exposure, hold limit exceptions, liquidity ratios and risk profile changes. Senior management assesses the appropriateness of the allowance for credit losses on a quarterly basis.

For all levels throughout the Bank, specifically tailored risk reports are prepared and distributed in order to ensure all business divisions have access to extensive, necessary and up-to-date information.

Regular briefings are given to the Chief Executive Officer, Risk Committee and all other relevant members of management on all aspects of risk taken by the Bank including the utilisation of limits, proprietary investments and liquidity, plus any other risk developments.

6. RISK MITIGATION

UAB has implemented a comprehensive risk mitigation framework that aims to minimize the impact of potential risks on its operations, financial performance, and reputation. This includes identifying and evaluating risk, implementing risk mitigation strategies, and regularly monitoring the effectiveness of these strategies.

The Bank actively uses collateral to reduce its credit risks. Also, as part of its overall risk management, the Bank uses derivatives and other instruments to manage exposures resulting from changes in interest rates and foreign currencies.

7. ROBUST BUSINESS CONTINUITY FRAMEWORK:

Our well-structured Business Continuity Framework and Policy, along with our comprehensive Crisis Management Framework and supplementary emergency plans and incident response protocols, provide a strong foundation of organizational resilience against major disruptions or unexpected events, such as the recent COVID-19 pandemic. These frameworks and procedures are subjected to regular testing, with a minimum frequency of annual assessments, to guarantee their effectiveness and readiness in such scenarios.

Compliance

The United Arab Bank welcomed the Central Bank of the UAE's direction and continuous support, introducing new regulations to enhance the banking industry's governance and oversight standards, responsible lending practices, information and transparency, access to services, complaints handling, and public awareness, maintaining safe and sound AML/CFT and regulatory compliance controls. The Bank is committed to full compliance with these regulations, in line with our long-standing approach to fair treatment of customers and transparency, protect the integrity of the market.

We, at the United Arab Bank are fully cognizant of the regulatory risk implications associated with non-adherence to the local and applicable global laws and regulations, which may result in enforcement actions, sanctions, fines and losses. It may be associated with damage to the Bank's reputation also as a result of its failure to comply with the applicable laws and regulations or prescribed practices.

The Compliance function at United Arab Bank provides assurance to the Executive Management and the Board that We do the right thing and fully met both the letter and spirit of the laws and regulations.

Compliance is also responsible that the risk of the Bank being used to facilitate financial crime is being assessed and effectively mitigated.

Compliance, as an independent second line of defense function, helps protect the bank by establishing a control environment that mitigates key risks. Specifically, Compliance provides regulatory guidance and operates a risk-based program designed to prevent, detect, and address violations of applicable laws, rules, regulations, policies, and procedures. One of the key responsibilities of the Compliance function is to provide consultative and advisory support. Compliance also enable oversight to the Senior Management towards effectively mitigating and managing the compliance risks faced by the Bank.

Independence of the Compliance function is ensured at all times, along with

unrestricted access to all necessary data, information and systems across the Bank. The Chief Compliance officer has direct access to the Board. Compliance also maintains an efficient oversight and reporting structure that enables prompt escalation, follow-up and resolution of issues.

With significant continuing regulatory changes and developments, the criticality of the Compliance function and the need for an effective Compliance framework within a financial institution is unprecedented. The vulnerability of financial institutions has increased manifold with extra-territorial enforcement of overseas regulatory bodies creating a more complex environment. Consequently, the need for senior management of banks to fully understand and effectively mitigate evolving Compliance risks is of paramount importance. United Arab Bank remains fully cognizant as well as vigilant towards such local and international risks vis-à-vis our banking activities and services.

The Board and the Senior Management continuously promote and uphold a strong Compliance culture across the Bank while setting the desired "Tone from the Top". As a result, we continue to undertake required endeavors to maintain an environment that is conducive towards employee empowerment and transparency in relation to effective risk management across the entire Bank. UAB's approach is centered on the foundation that our employees understand their duties, take full responsibility and accountability for compliance with all regulations to protect our customers and our reputation.

UAB benefited from a comprehensive baseline review by the UAE Central Bank that assessed the Bank's policies, processes and procedures. Under the guidance of the Board, the Bank took the opportunity of this benchmarking exercise to further strengthen its governance model, specific controls and to ensure implementation of operational best practice. The Management is committed to address observations and recommendation of the independent Internal Audit function too.

In 2022, the Bank has undertaken initiatives and improvements both in the Regulatory and Financial Crime Compliance function, which include strengthening the relevant teams, amendments in policies and procedures, strengthening the governance and oversight.

At an industry level, United Arab Bank continues to play an active role with regards to collaboration with the UAE Banks Federation (UBF) as a member bank and membership of important advisory committees of the UBF, working on important initiatives, proposals and priorities.

18. DETAILS OF VIOLATIONS IN 2022

The Bank is committed to address any regulatory observations and findings on a priority basis, this includes implementation and strengthening of relevant controls as it relates to tax compliance matters.

UAB follows a process in the Operational Risk Policy that is approved by the

Board Risk Committee (BRC). All investigations are carried out by the Risk Management team to identify the root-cause of the issue and where appropriate, proposed changes to standard and control processes are made to prevent any future occurrences.

19. DETAILS OF THE CONTRIBUTIONS FOR THE COMMUNITY IN 2022

UAB has made social contributions of AED 186,295 in projects directed to foster culture, arts, youth empowerment, and for people with disabilities.

20. SHARE PRICE INFORMATION & SHAREHOLDING DETAILS

UAB's share price in the Market at the end of each month during the year 2022

Director name	Shares held As at Dec 31 2022	Total sale transactions	Total purchase transactions
HE Sheikh Faisal Bin Sultan Bin Salem Al Qassimi	229,515,634	-	-
Mr. Omar Hussain Alfardan	-	-	-
HE Sheikh Abdullah Bin Ali Bin Jabor Al Thani	-	-	-
HE Sheikh Mohammed Bin Faisal Al Qassimi	1,621,533		
Mr. Ahmed Mohamad Bakheet Khalfan	-	-	-
Ms. Najla Al Midfa	4,543,059		
Mr. Fahad Badar	-	-	-
Mr. AbdulWahab ALHalabi	-	-	-
Mr. Joseph Abraham	-	-	-

UAB's share price in the Market at the end of each month during the year 2022

Date	UAB Mid	UAB Delta	ADX	ADX Delta
12/31/2022	0.85	1.10%	10,211	-3.23%
11/30/2022	0.839	18.90%	10,552	1.35%
10/31/2022	0.65	-3.00%	10,412	6.78%
09/30/2022	0.68	-2.00%	9,751	-1.25%
08/31/2022	0.70	2.00%	9,875	2.18%
07/31/2022	0.68	2.70%	9,663	3.08%
06/30/2022	0.653	0.00%	9,375	-6.76%
05/31/2022	0.653	0.10%	10,055	-0.26%
04/30/2022	0.652	2.20%	10,081	1.33%
03/31/2022	0.63	2.40%	9,949	6.75%
02/28/2022	0.606	-6.70%	9,319	7.07%
01/31/2022	0.673	-	8,704	-

UAB's shareholding distribution BY Citizenship as at 31 December 2022

Shares category	Company	Individual	Grand Total
UAE	445,089,595	701,025,665	1,146,115,260
GCC	904,753,747	1,451	904,755,198
Foreign	1,075,166	10,605,025	11,680,191
Grand Total	1,350,918,508	711,632,141	2,062,550,649

Investor Name Arabic	Investor Name English	Quantity	%
البنك التجاري ش.م.ع.ق	The Commercial Bank P.S.Q.C	825,020,255	40.00%
الشيخ فيصل سلطان سالم القاسم	Sheikh Faisal bin Sultan Al Qassimi	229,515,634	11.13%
رشكة الوثبة الوطنية للتأمين	Al Wathba National Insurance Co	127,691,164	6.19%
(رشكة الماجد لال استثمارات (ذ.م.م	Al Majed Investment Company (WLL)	112,907,477	5.47%
جمعه الماجد عبدهللا مه يي	Jumaa Al Majed Abdullah Muhairi	109,546,618	5.31%
الشيخ سلطان صقر سلطان سالم القاسم	Sheikh Sultan Saqer Sultan Salem Al Qassimi	107,192,034	5.20%

Row Labels	Count	Sum of Quantity	%
5,000,001 & More	29	1,969,041,937	95.47%
500,000 to 5,000,000	48	83,432,145	4.05%
50,000 to 500,000	45	8,644,499	0.42%
50,001 to 500,000	1	54,096	0.00%
Less than 50,000	102	1,377,972	0.07%
Grand Total	225	2,062,550,649	100.00%

Our well-structured Business Continuity Framework and Policy, along with our comprehensive Crisis Management Framework and supplementary emergency plans and incident response protocols, provide a strong foundation of organizational resilience against major disruptions or unexpected events, such as the recent COVID-19 pandemic. These frameworks and procedures are subjected to regular testing, with a minimum frequency of annual assessments, to guarantee their effectiveness and readiness in such scenarios.

Performance Evaluation of Management Committees: The Corporate Governance reviews on an annual basis the performance of all Management Committees against their terms of reference and reports accordingly to the Board.

UAB has a dedicated Investor Relations section on its corporate website which makes available the following information for all existing and potential investors:

- Material disclosures
- Interim and annual financial reports
- Presentations, management discussion and analysis reports
- Updated Credit ratings
- Sustainability reports

Contact details Mr. Wael Alashqar

Head of Investor Relations

Direct telephone: +971-6-5075238

Mobile number: +971-54- 9943959 Email: ir@uab.ae

Website: <https://www.uab.ae/Investor-Relations/>

21. STATEMENT OF SPECIAL RESOLUTIONS PRESENTED IN 2022 AGM AND THE RELATED ACTION POINTS

There were no special resolutions passed in the AGM dated 14th April 2022, only regular resolutions as per the agenda.

22. COMPANY SECRETARIAT DETAILS

Name: Ms. Sreen Makahleh Date of joining: 03 Jan 2016

23. DETAILS OF MAJOR EVENTS AND DISCLOSURES IN 2022

- Appointment of the new Chief Executive Officer
- Unclaimed Dividends by Shareholders from Previous Years

24. DETAILS OF TRANSACTIONS CONDUCTED WITH RELATED PARTIES IN 2022 OF 5% OR MORE OF THE BANK CAPITAL NO TRANSACTIONS HAVE BEEN CONDUCTED IN 2021

25. EMIRATIZATION

Year	Ratio
2020	20.17%
2021	18.73%
2022	23.3%

26. DETAILS OF PROJECTS AND INITIATIVES IN 2022

Technology continues to be the key enabler, improving digital experience for customers remains a strategic priority for UAB. 2022 theme was around four key driver categories namely – Customer, Efficiency, Revenue, Security and Regulatory.

Project Name	Description
New Retail Online Banking	A revamped Retail online banking portal having Intuitive screens, easy and flexible navigation, consistent look and feel with Mobile Banking, Comprehensive dashboard with the option of UAEPASS login access was launched for UAB retail customers.
PCI Certification	UAB retained its status as PCI DSS (Payment Card Industry – Data Security Standards) compliant after rigorous security audits.
CRM Application	A new CRM 'Customer Relationship Management' solution was launched with the objective of tracking and managing leads, improve sales and provide superior customer experience.
New utility bill payment system	Our existing Utility Bill Payment system was replaced to a more robust, API driven and stable system enhancing overall customer experience and providing future ability to integrate with newer technologies.
Host to Host solution for Wholesale Banking customers	A new Host to Host solution was added to our service portfolio for our corporate customers to facilitate Bulk Processing of payment and registration files generated from the customer's ERP system.
CCM Phase Fixed deposit advices	Interactive smart statement is one place to see all transaction details across the customer's retail banking portfolio. Easy to navigate, user friendly and send directly to the customer's registered email address.
3D Secure, Fraud Module and Enable Debit card for online transactions	3D secure which is a protocol designed to be additional security layer for online card transactions was rolled out post which our debit cards were enabled for eCommerce transactions.
SBS Technology Upgrade	Our existing teller system was migrated from obsolete technology to the latest Microsoft .Net technologies with additional functionalities. The change will allow the new teller solution integrate in the future with CRM and the Queuing system for a better customer experience.
Annual Disaster Recovery Failover Test	A full site DR test was conducted successfully demonstrating UAB's capabilities to continue serving its customers without disruption during adverse unforeseen events.
Compliance to National Electronic Security Authority (NESA)	NESA (National Electronic Security Authority) has produced a set of security standards and guidance for critical sectors including banks. UAB was found to be 97% compliant with NESA regulations and this is a significant achievement compared to other local banks in the region.
IT CPR Central Bank Mandates	The Consumer Protection Regulation (CPR) issued by the Central Bank stipulates the standards that must be adhered to (Customer Protection Standards) while handling customer data. UAB has successfully achieved compliance to these mandatory IT related standards issued by the regulator.

Chairman of the Board	Audit Committee Chairman	Board Governance & Remuneration Committee Chairman
		
Date: 15/02/2023	Date:	Date:

ANNUAL REPORT OF THE INTERNAL SHARI'AH 2022

Annual Report of the Internal Shari'ah Supervision Committee of United Arab Bank

Alhamd lillah rbi alealamin , walsalat walsalam ealaa 'ashraf al'anbia' walmursalin sayiduna Mohamed wa ala alih wasahbih 'ajmaein.

Issued on: 06th February 2023

To: Shareholders of United Arab Bank

alsalam ealaykum warahmat allah taealaa wabarakatuh,

Pursuant to the requirements stipulated in the relevant laws, regulations and standards ("Regulatory Requirements"), the Internal Shari'ah Supervision Committee of UAB ("ISSC") presents to you the ISSC's Annual Report regarding Shari'ah compliant businesses and operations of the UAB) for the financial year ending on 31 December 2022:

1. Responsibility of ISSC

In accordance with the Regulatory Requirements and the ISSC's charter, the ISSC's responsibility is stipulated as to:

- undertake Shari'ah supervision of all businesses, activities, products, services, contracts, documents and business charters of the Institution; and the Institution's policies, accounting standards, operations and activities in general, memorandum of association, charter, financial statements, allocation of expenditures and costs, and distribution of profits between holders of investment accounts and shareholders ("Institution's Activities") and issue Shari'ah resolutions in this regard, and
- to determine Shari'ah parameters necessary for the Institution's Activities, and the Institution compliance with Islamic Shari'ah within the framework of the rules, principles, and standards set by the Higher Shari'ah Authority ("HSA") to ascertain compliance of the Institution with Islamic Shari'ah.

2. Shari'ah Standards

In accordance with the HSA's resolution (No. 18/3/2018), and with effect from 01/09/2018, the ISSC has abided by the Shari'ah standards issued by the Accounting and Auditing Organization for Islamic Financial Institutions (AAOIFI) as minimum Shari'ah requirements, in all fatwas, approvals, endorsements and recommendations, relating to the Institution's Activities without exception.

3. Works Undertaken by the ISSC During the Financial Year

The ISSC undertook Shari'ah supervision of the Institution's Activities through review of those Activities, and monitoring through division or internal audit, in accordance with the ISSC's authorities and responsibilities, and pursuant to the Regulatory Requirements in this regard. Works of the ISSC included the following: -

- Convening four meetings during the year.
- Providing fatwas, opinions and resolutions on matters presented to the ISSC.
- Monitoring compliance of policies, procedures, accounting standards, product structures, contracts, documentation, business charters, and other documentation submitted by the Institution to the ISSC for approval.
- Supervision Islamic Banking Department and Audit, of the Institution's Activities including executed transactions, adopted procedures on the basis of samples selected from executed transactions, and reviewing reports submitted in this regard.

التقرير السنوي للجنة الرقابة الشرعية الداخلية لبنك العربي المتحد
الحمد لله رب العالمين، والصلاة والسلام على أشرف الأنبياء والمرسلين
سيدنا محمد وعلى آله وصحبه أجمعين.

صدر في: (السادس من شهر فبراير لسنة ٢٠٢٣)

إلى السادة المساهمين في (البنك العربي المتحد)

-السلام عليكم ورحمة الله تعالى وبركاته، وبعد:

إن لجنة الرقابة الشرعية الداخلية للبنك العربي المتحد ووفقاً
للمتطلبات المنصوص عليها في القوانين والأنظمة والمعايير
ذات العلاقة ("المتطلبات الرقابية")، تقدم تقريرها عن أعمال
وأنشطة المؤسسة المتوافقة مع الشريعة الإسلامية للسنة
المالية المنتهية في ٣١ ديسمبر من عام (٢٠٢٢).

المسؤولية اللجنته

إن مسؤولية اللجنة وفقاً للمتطلبات الرقابية ولانحتها التنظيمية
تتحدد

- في الرقابة الشرعية على جميع أعمال، وأنشطة، ومنتجات، وخدمات، وعقود، ومستندات، وموائيق عمل المؤسسة، والسياسات، والمعايير المحاسبية، والعمليات والأنشطة بشكل عام، وعقد التأسيس، والنظام الأساسي، والقوائم المالية للمؤسسة، وتوزيع الأرباح وتحميل الخسائر والنفقات والمصرفيات بين المساهمين وأصحاب حسابات الاستثمار ("أعمال المؤسسة") وإصدار قرارات شرعية بخصوصها، ووضع الضوابط الشرعية اللازمة لأعمال المؤسسة والتزامها بالشريعة الإسلامية في إطار القواعد والمبادئ والمعايير التي تضعها الهيئة العليا الشرعية ("الهيئة")، لضمان توافيقها مع أحكام الشريعة الإسلامية.
- وتتحمل الإدارة العليا مسؤولية التزام المؤسسة بالشريعة الإسلامية وفقاً لقرارات، فتاوى، وآراء الهيئة، وقرارات اللجنة في إطار القواعد والمبادئ والمعايير التي تضعها الهيئة ("الالتزام بالشريعة الإسلامية") في جميع أعمالها والتأكد من ذلك، ويتحمل مجلس الإدارة المسؤولية النهائية في هذا الشأن

٢. المعايير الشرعية

اعتمدت اللجنة على المعايير الشرعية الصادرة عن هيئة المحاسبة والمراجعة للمؤسسات المالية الإسلامية ("أيوبي")
معايير للحد الأدنى للمتطلبات الشرعية والتزمت بها في كل ما
تفتي به أو تعتمده أو توافق عليه أو توصي به فيما يتعلق بأعمال
المؤسسة خلال السنة المالية المنتهية دون استثناء وفقاً لقرار
الهيئة رقم ١٨/٣/٢٠١٨.

٣. الأعمال التي قامت بها اللجنة خلال السنة المالية .

لقد قامت اللجنة بالرقابة الشرعية على أعمال المؤسسة، من خلال
مراجعة أعمال المؤسسة ومراقبتها من خلال إدارة قسم خدمات
الصيرفة الإسلامية، وتقرير التدقيق، وفقاً لصلاحيات اللجنة
ومسؤولياتها والمتطلبات الرقابية في هذا الشأن.

ومن الأعمال التي قامت بها اللجنة ما يأتي:

- عقد (٤) اجتماعات خلال السنة المالية.
- إصدار الفتاوى والقرارات وإبداء الآراء فيما يتعلق بأعمال المؤسسة التي عرضت على اللجنة.
- مراجعة السياسات، واللوائح الإجرائية، والمعايير المحاسبية، وهيكل المنتجات، والعقود، والمستندات، وموائيق العمل، والوثائق الأخرى المقدمة من قبل المؤسسة للجنة للاعتماد / الموافقة.
- الرقابة من خلال إدارة قسم خدمات الصيرفة الإسلامية، والتدقيق على أعمال المؤسسة بما في ذلك المعاملات المنفذة والإجراءات المتبعة، وذلك على أساس اختيار عينات من العمليات المنفذة، ومراجعة التقارير المقدمة في هذا الخصوص.

- e. Providing direction to relevant parties of the Institution to rectify (where possible) findings cited in the reports submitted by division of section of the internal audit.
- f. Approving remedial rectification and preventive measures related to identified errors to prevent their reoccurrence in the future.
- g. Communicating with the Board and its subcommittees, and the senior management of the Institution (as needed) concerning compliance of the Institution with Islamic Shari'ah.

The ISSC sought to obtain all information and interpretations deemed necessary in order to reach a reasonable degree of certainty that the Institution is compliant with Islamic Shari'ah.

4. Independence of ISSC

The ISSC acknowledges that it has carried out all of its duties independently and with the support and cooperation of the senior management and the Board of the Institution. The ISSC received the required assistance to access all documents and data, and to discuss all amendments and Shari'ah requirements.

5. The ISSC's Opinion on the Shari'ah Compliance Status of the Institution.

Premised on information and explanations that were provided to us with the aim of ascertaining compliance with Islamic Shari'ah, the ISSC has concluded with a reasonable level of confidence, that most of the Institution's Islamic Activities are in compliance with Islamic Shari'ah. The ISSC formed its opinion, based on the Audit report.

1. The bank was executing and using the approved forms and agreements in most of its transactions except some transactions as mentioned in the audit report.
2. Most of operational activities are in line with ISSC approval; except some of operational activities that were not as per the Audit report.
3. All of the Bank's Islamic Investments are approved by ISSC.
4. Mudarabah profit distribution was approved by ISSC.
5. No Zakat obligations on the Islamic Banking Department since all Islamic Assets are being financed by Islamic Depositors and there is no contribution from United Arab Bank shareholders.

We ask God, the Most High, the Almighty, to achieve righteousness for all

- هـ. تقديم توجيهات إلى الجهات المعنية في المؤسسة بتصحيح ما يمكن تصحيحه من الملاحظات التي وردت في التقارير المقدمة من قبل إدارة قسم خدمات الصيرفة الإسلامية، والتدقيق الداخلي.
- و. اعتماد التدابير التصحيحية/الوقائية فيما يتعلق بالأخطاء التي تم الكشف عنها لمنع حدوثها مرة أخرى.
- ز. التواصل مع مجلس الإدارة واللجان التابعة له والإدارة العليا للمؤسسة، حسب الحاجة، بخصوص التزام المؤسسة بالشريعة الإسلامية.
- وقد سعت اللجنة للحصول على جميع المعلومات والتفسيرات التي اعتبرتها ضرورية للتأكد من التزام المؤسسة بالشريعة الإسلامية.

٤. استقلالية اللجنة

تؤكد اللجنة بأنها أدت مسؤولياتها وقامت بجميع أعمالها باستقلالية تامة، وقد حصلت على التسهيلات اللازمة من المؤسسة وإدارتها العليا ومجلس إدارتها للاطلاع على جميع الوثائق والبيانات، ومناقشة التعديلات والمتطلبات الشرعية.

٥. رأي اللجنة بخصوص التزام المؤسسة بالشريعة الإسلامية

- بناء على ما حصلنا عليه من معلومات وإيضاحات من أجل التأكد من التزام المؤسسة بالشريعة الإسلامية، فقد خلصت اللجنة بدرجة مقبولة من الاطمئنان إلى أن معظم أعمال المؤسسة خلال السنة المالية متوافقة مع الشريعة الإسلامية، وقد أقرت لجنة الرقابة الشرعية الداخلية وإستنادا إلى تقرير المدقق ما يلي:
١. تستخدم الخدمات المصرفية الإسلامية في معظم الحالات النماذج والعقود التي تمت الموافقة عليها من قبل لجنة الرقابة الشرعية الداخلية ISSC، باستثناء ما ذكر من ملاحظات في تقرير التدقيق.
 ٢. كانت أغلب الإجراءات والعمليات التي اعتمدها وطبقتها الخدمات المصرفية الإسلامية وفقاً للأحكام والمبادئ التوجيهية المحددة من لجنة الرقابة الشرعية الداخلية (ISSC)، باستثناء ما ذكر من ملاحظات في تقرير التدقيق.
 ٣. وافقت لجنة الرقابة الشرعية الداخلية على جميع الاستثمارات التي قامت بها الخدمات المصرفية الإسلامية.
 ٤. تم توزيع الأرباح والنفقات على وعاء المضاربة وفقاً للعملية المعتمدة للجنة الرقابة الشرعية الداخلية.
 ٥. لا يوجد إلتزام على الخدمات المصرفية الإسلامية بدفع الزكاة حيث إن الأصول الإسلامية الخاصة بالنافذة تمول بإجمالها من أموال المودعين و لا يوجد مساهمة في تلك الأصول من طرف مساهمي البنك العربي المتحد.

نسأل الله العلي القدير أن يحقق للجميع الرشاد والسداد

توقيع أعضاء لجنة الرقابة الشرعية الداخلية للمؤسسة		
(توقيع العضو)	(فضيلة الشيخ الدكتور أحمد بن عبدالعزيز (رئيس لجنة الرقابة الشرعية الداخلية) (لحداد)	
 7/12/20		
(توقيع العضو)	(فضيلة الشيخ الدكتور عزيز بن فرحان العززي) (عضو لجنة الرقابة الشرعية الداخلية)	
		
(توقيع العضو)	(عضو التتويذ لجنة الرقابة الشرعية الداخلية)	(فضيلة الشيخ موسى طارق هوري)
		

2 0 2 2 ENVIRONMENTAL, SOCIAL, AND GOVERNANCE REPORT



2022 ENVIRONMENTAL, SOCIAL, AND GOVERNANCE REPORT

Table of Content

1.	ABOUT THIS REPORT	4
1.1.	ABOUT UAB	5
2.	OUR SUSTAINABLE FUTURE	6
2.1.	OUR SUSTAINABILITY MANAGEMENT APPROACH	6
3.	OUR CORPORATE GOVERNANCE	7
3.1.	GOVERNANCE COMPLIANCE AND ETHICS	7
3.2.	DATA PRIVACY AND SECURITY	9
4.	OUR RESPONSIBLE BANKING	11
4.1.	SUSTAINABLE PRODUCTS AND SERVICES	11
4.2.	CUSTOMER EXPERIENCE.	11
5.	OUR PEOPLE	14
5.1.	TALENT ATTRACTION AND RETENTION	14
5.2.	DRIVING PEOPLE DEVELOPMENT	15
5.3.	DIVERSITY, INCLUSION, AND EMIRATISATION	15
5.4.	WORKPLACE HEALTH AND SAFETY	18
5.5.	OUR PEOPLE IN NUMBERS.	18
6.	OUR SOCIAL IMPACT	20
6.1.	LOCAL COMMUNITY DEVELOPMENT	20
6.2.	PROMOTING LOCAL SUPPLIERS	23
7.	OUR ENVIRONMENT	24
7.1.	OUR OPERATIONAL FOOTPRINT	24
7.2.	OUR ENVIRONMENTAL INITIATIVES.	25
7.3.	APPENDIX ADX ESG INDEX	26

1. ABOUT THIS REPORT



ABOUT THIS REPORT

United Arab Bank is proud to present its third consecutive ESG report. This report captures an overview of the Bank's Environmental, Social and Governance performance against the ESG reporting guidelines set by the Abu Dhabi Securities Exchange.

REPORTING PERIOD

This report covers the calendar year from January 1st to December 31st, 2022. Information from previous years is provided when available for comparison purposes.

REPORTING GUIDELINES

As part of our commitment to transparency and international best reporting practices, this report is developed in accordance with the SDGs and the ADX ESG Disclosure Guidance for listed companies, the index of which is presented in the Appendix.

REPORT BOUNDARY

This report covers UAB operations in the UAE only. Financial data is expressed in AED.

CONTACT POINT:

We always value feedback and strive to improve our reporting. Hence, we welcome any questions or feedback you may have on our progress and ambitions.

Email: sustainability@uab.ae

Phone: +971 6 5075238

1.1. ABOUT UAB

UNITED ARAB BANK, P.J.S.C. (UAB) was incorporated on the 21st of January 1975 as a joint venture between UAE investors and the French international financial conglomerate, Société Générale (SG). Today, the bank is considered among the longest-standing and most innovative banking and financial services providers in the United Arab Emirates.

Headquartered in Sharjah, UAB operates through 6 branches, 17 ATMs, and 11 cash and cheque deposit machines (CCDM) across the UAE offering retail and corporate banking services. The Bank succeeded to establish itself as a partner of choice for corporate clientele with a comprehensive suite of Wholesale Banking services supported by Trade Finance, Retail Banking, and Financial Markets services, in addition to Islamic Banking solutions.

OUR VISION

United Arab Bank seeks to be a trusted and stalwart partner to its customers, shareholders, and employees. Being the bank of choice in the UAE, it will lead the way to greater financial prosperity while keeping the highest standards of integrity.


OUR MISSION

United Arab Bank is committed to building sustainable long-term partnerships with our key stakeholders by offering a superior client experience, creating shareholder value, and adopting an innovative banking approach while remaining loyal to our nation's heritage and contributing to the overall development of the UAE.

OUR COMMITMENTS

 <p>FOR OUR CUSTOMERS</p>	 <p>FOR OUR PEOPLE</p>	 <p>FOR OUR COMMUNITY</p>	 <p>FOR OUR SHAREHOLDERS</p>	 <p>FOR OUR REGULATORS</p>
<p>Committed to consistently deliver a superior customer experience and adopt an innovative banking approach.</p>	<p>Committed to helping our people grow within a high performance culture that attracts, develops, and rewards talent and contribution.</p>	<p>Committed to contributing to our community to make a difference.</p>	<p>Committed to creating consistent and long-term shareholder value and ensuring its sustainable growth.</p>	<p>Committed to applying the highest standards of corporate governance and work ethics.</p>

OUR VALUES

 <p>INTEGRITY</p>	 <p>CUSTOMER FOCUS</p>	 <p>COMPETENCE</p>	 <p>CONSISTENCY</p>	 <p>COURTEOUSNESS</p>
<p>Conducting our business and managing stakeholder relationships.</p>	<p>Orienting our activities to achieve optimum customer satisfaction.</p>	<p>Delivering exemplary standards of performance.</p>	<p>Maintaining the commitments and standards that we have set.</p>	<p>Respect and courtesy are the primary and only benchmarks for our behavior and conduct.</p>

OUR OWNERSHIP STRUCTURE

UAB is listed on the Abu Dhabi Stock Exchange (ADX) with a diversified ownership structure of local, regional, and foreign shareholders.

List of major shareholders who own 5% and above of the share capital as of December 31, 2022.

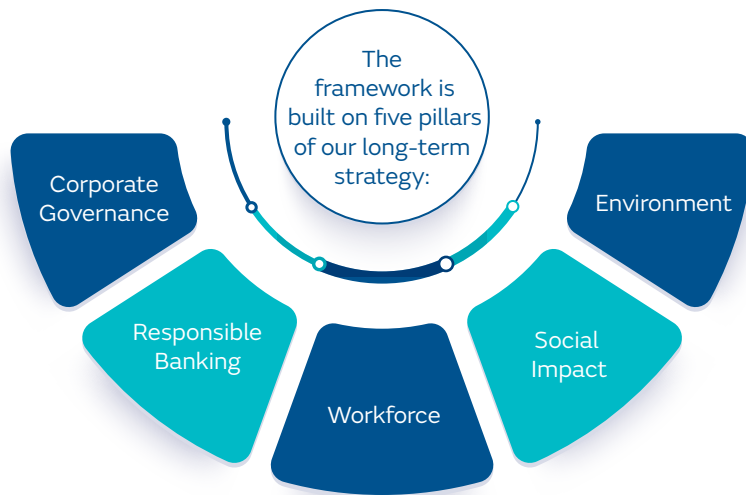
Shareholder	Percentage (%)
The Commercial Bank (P.S.Q.C)	40
Sheikh Faisal Sultan Salem Al Qassimi	11.1278
Al Wathba National Insurance Company PJSC	6.1909
Al Majed Investment Company (WLL)	5.4742
Jumaa Al Majed Abdullah Muhairi	5.3112
Sheikh Sultan Saqr Sultan Salem Al Qassimi	5.1971

2. OUR SUSTAINABLE FUTURE



2.1 OUR SUSTAINABILITY MANAGEMENT APPROACH

At UAB, we believe that managing ESG risks and driving a strong sustainability agenda contributes to long-term value creation for our stakeholders, future-proofing our business and the economy at large. To achieve this agenda, we developed a sustainability approach that articulates our commitment and discloses it to our stakeholders known as UAB Sustainability Framework. The framework guides the Bank in making better CSR investments, improving operations, and increasing efficiency in our sustainability agenda.



In creating the approach, we consulted various stakeholders to get their feedback on material issues. We also ensured its alignment with the UN Sustainable Development Goals, the UAE's Vision 2022, and the ADX ESG Disclosure Guidance for Listed Companies.

UAB has continuously invested in CSR, especially in community and environmental conservation projects. We have invested in environmental conservation programmes to reduce the Bank's carbon footprint and contribute to climate change mitigation. UAB has partnered with Storey Group org., a UAE-based social enterprise working in affiliation with the United Nations to fulfil the ONE Billion Tree-Planting initiative. This initiative aims to plant a forest of mangroves in which each tree will absorb four times the carbon dioxide of a tropical forest tree.

3. OUR CORPORATE GOVERNANCE



3.1. GOVERNANCE, COMPLIANCE, AND ETHICS

We at UAB believe that robust and transparent governance is the blueprint upon which our identity and success are built upon. The Bank continuously works on reviewing and improving its governance structures and processes to ensure effective and responsible decision-making. Built on our values of Integrity, Customer Focus, Competency, Consistency, and Courteousness, our Corporate Governance Framework and Operating Model enables the board of directors to maintain effective and regular oversight over the inherent risks in the business of the Bank.

The Board approves strategic objectives, appropriate risk strategies, as well as policies and procedures to ensure that business plans and budgets are properly aligned with business activities. The Board also has the responsibility to set corporate governance values, codes of conduct, and standards of compliance with banking laws and regulatory guidelines. To learn more about our governance structure and management please refer to our governance section in the report.

OUR BOARD STRUCTURE

Name	Role
H.E. Sheikh Faisal bin Sultan bin Salem Al Qassimi	CHAIRMAN
Mr. Omar Hussain Alfardan	VICE-CHAIRMAN
Sheikh Abdulla bin Ali bin Jabor Al Thani	DIRECTOR
H.E. Sheikh Mohammed bin Faisal Al Qassimi	DIRECTOR
Mr. Ahmed Mohamad Bakheet Khalfan	DIRECTOR
Mr. Fahad Badar	DIRECTOR
Mr. Joseph Abraham	DIRECTOR
Ms. Najla Al Midfaa	DIRECTOR
Mr. Abdul Wahab Al Halabi	DIRECTOR

*Mr. Abdul Wahab al Halabi was a Board Member from November 2021 until March 2022.

GOVERNANCE

UAB has a strong governance framework in place to ensure that its risk management framework is effective and that risks are managed in a controlled and transparent manner. This includes committees at Board and Management levels, clear policies and procedures, regular reporting and monitoring, and independent oversight from internal and external stakeholders.

BOARD COMMITTEES

The Board of Directors are ultimately responsible for identifying and controlling risks; however, there are separate board sub-committees responsible for managing and monitoring risks.

(A) BOARD GOVERNANCE AND REMUNERATION COMMITTEE

The Board Governance and Remuneration Committee (GRC) acts on behalf of the Board on all matters related to governance, remuneration, nomination and strategic plans, except for those powers and actions that are restricted to the Board on the basis of legal provisions or the Articles. The GRC is responsible for supporting the Board in overseeing the remuneration scheme, in order to ensure that the subject remuneration is appropriate and consistent with the Bank's culture, long-term business and risk appetite, performance and control environment as well as with any legal or regulatory requirements.

(B) BOARD CREDIT COMMITTEE

The Board Credit Committee (BCC) has the responsibility to establish a credit risk strategy and monitor the overall credit process within the Bank for maintaining a diversified portfolio, avoiding undesired risk concentrations, improving the overall asset quality of the portfolio, and complying with Credit Policy and regulatory guidelines.

(A) BOARD RISK AND COMPLIANCE COMMITTEE

The Board Risk and Compliance Committee (BRCC) has the overall responsibility for the development of the risk strategy and implementing principles, frameworks and policies for enhancing the Bank's risk and compliance management framework to best practices standards. This includes, but is not limited to, ensuring effective control structures and the monitoring of aggregate risk exposures (including but not limited to strategic, regulatory, credit, market, liquidity, operational and legal).

(B) BOARD AUDIT COMMITTEE

The Board Audit Committee (BAC) is responsible for monitoring, reviewing and reporting to the Board on the formal arrangements relating to the financial and narrative reporting of the Bank, internal controls, compliance and internal/external audit processes.

(C) JOINT BOARD AUDIT AND BOARD RISK COMMITTEE

Joint Meeting between the Board Audit Committee (BAC) and the Board Risk Committee (BRC) is held regularly in accordance with the Central Bank of the UAE (CBUAE) guidelines to ensure effective coordination and collaboration between the two committees in managing risks. This joint meeting enhances the overall risk management framework by providing a platform for robust discussions and effective decision-making in matters relating to risk management.

OUR GOVERNANCE DIVERSITY

	Male Percentage	Female Percentage
Board of Directors	87.5	12.5%
Board Committees	93%	7%

COMPLIANCE

UAB is committed to maintaining full compliance with the applicable laws and regulations of the Central Bank of UAE, other regulatory bodies and the Government of the UAE. The Compliance Committee provides oversight to address all matters of non-compliance.

Incidents of Non-compliance	2020	2021	2022
Total incidents of non-compliance	0	0	1
Total number of non-monetary sanctions	0	0	0
Percentage of legal and regulatory fines and settlements that resulted from whistleblowing	0	0	0

CONFLICT OF INTEREST

UAB has various sets of policies and procedures in place across relevant departments that ensure effective management of conflicts of interest of UAB employees with regard to customers. Our Conflict-of-Interest section, as outlined in the UAB Code of Conduct, identifies employees' responsibilities with respect to conflicts of interest that are most likely to occur in the Bank, as well as the employee's duty to exercise discretion in determining whether a conflict occurs and whether it would warrant remedial action.

Employees must report any conflicts of interest, protect customer confidentiality and Bank confidential information, declare any outside business interests, and obtain approval before engaging in personal dealing. Employees should also behave in the best interests of customers. According to the Delegation of Authority manual “No one has the authority to sanction a commitment or an item of expenditure in circumstances where that individual receives a personal benefit.”

WHISTLEBLOWING POLICY

We at UAB focus on building the values of transparency and accountability across all levels of our organisation. We achieve this, our whistleblowing Policy dictates the procedures, confidentiality measures and actions to be taken in the event of receiving a report of misconduct or illegal behaviour. The policy is owned by our Compliance department and includes a designated Whistleblowing Officer and a dedicated channel to report incidents, with the required level of confidentiality maintained.

CONSUMER PROTECTION

UAB is committed to full compliance with all applicable laws and regulations related to consumer protection. The Bank has established policies and procedures to ensure that its products and services are transparent and fair to its customers. The Bank also provides appropriate disclosures and information to its customers, to enable them to make informed decisions about their financial matters.

In addition to compliance with relevant regulations, UAB is committed to maintaining a high level of ethical standards in its dealings with customers. The Bank will not engage in any unfair, deceptive, or abusive practices, and will always act in the best interests of its customers.

3.2. DATA PRIVACY AND SECURITY

INFORMATION SECURITY FRAMEWORK

We are committed to protecting and respecting the data we collect and process. We understand that our customers, partners, and employees expect their data to be treated with vigilance and high ethical standards. Hence, our approach to data privacy and security is founded on having the right talents, systems, controls, policies, and full compliance with the laws and regulations. Our Information Security Management Framework sets a guideline and defines the scope of Information Security by establishing the following objectives

1. Ensures the overall security of information assets of the Bank, thereby managing the business risks.
2. The Framework enables the Bank to apply the principles of Information Security to improve the security and resilience of the information systems.
3. The Framework provides organization and structure to today’s multiple approaches to Information Security by assembling standards, guidelines and practices that are working effectively in the industry today

In addition to our framework and in alignment with the Central Bank of the UAE consumer data protection, UAB has established a detailed data privacy policy. The policy details the rights of customers, retention of data, and protection requirements. Furthermore, Information Security has established a comprehensive risk management procedure to identify various risks pertaining to technology and calculate them using the threat factor, vulnerability, probability and impact. For risk mitigation status, such residual risks are reported to the Risk Management Committee and Board Risk Management Committee.

SECURITY STANDARDS ALIGNMENT

UAB is aligned with the following security standards

- a. National information Assurance standard (UAE IA Standard)
- b. Industry regulated standard - PCI DSS (Payment Card Industry Data Security Standard)
- c. Industry regulated standard - SWIFT CSP (SWIFT customer security program)
- d. UAB information security framework developed in line with ISO 27001 standard.

CYBER SECURITY BREACHES

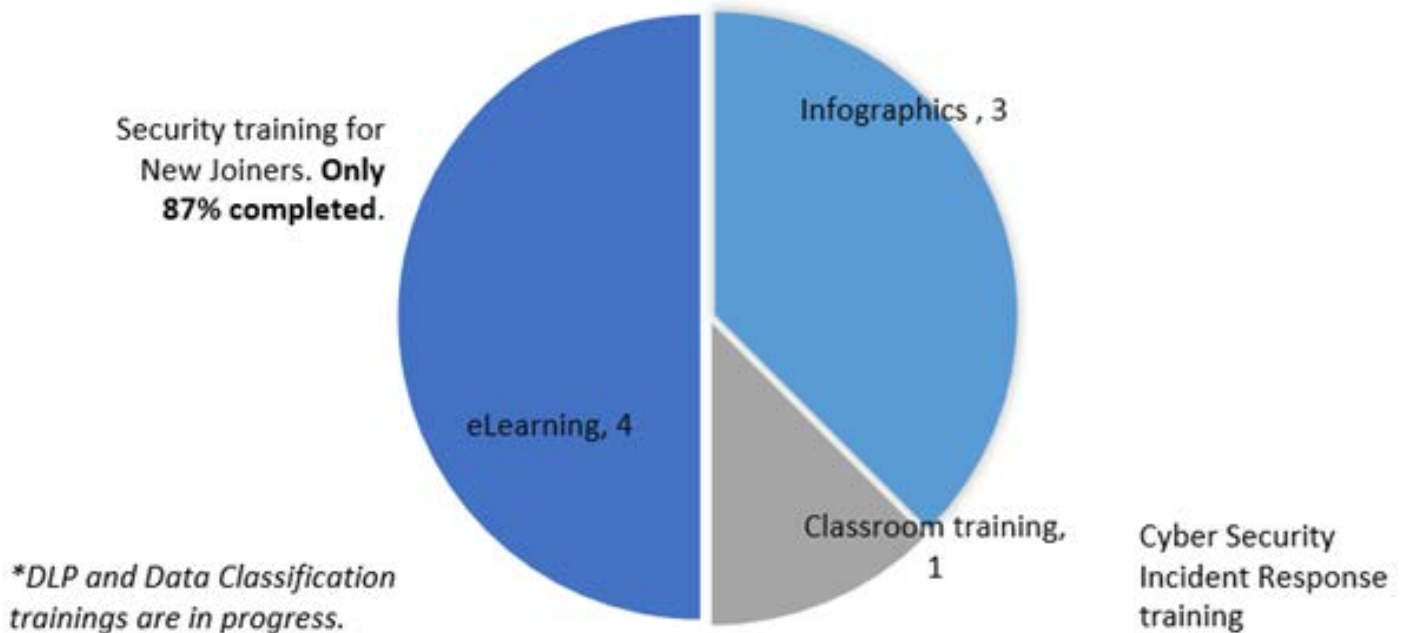
Period	Cyber Security Breach Incidents	Cyber Security breach Attempts
Q 1 2022	0	271
Q2 2022	0	363
Q3 2022	0	338
Q4 2022	0	275

AWARENESS CAMPAIGNS AND TRAINING

As human errors still play a role in increasing the probability of successful cybercrimes, UAB takes a preventive approach to complement its existing systems and controls by making sure employees and customers are equipped with the needed knowledge to identify and mitigate any cybercrime attempts.

The Bank has instilled the culture of continual fraud risk awareness campaigns since 2021 internally, to the customers as well as a wide audience by providing them perpetual cybercrime and fraud awareness messages (via SMS, social media, Website, ATM display, SMS, Emailers, Screensavers) to protect themselves from financial cybercrime and fraud. A series of campaigns developed with taglines of #UnitedAgainstFraud and #ReadBetweenTheLines. In addition to the Bank's campaigns, also supported UAE Banks Federation (UBF) with its campaign under the theme of "National Fraud Awareness Campaign", which is done in collaboration with the Central Bank of the UAE, Abu Dhabi Police, Dubai Police, and TDRA (Telecommunication & Digital Government Regulatory Authority). This has been continuously communicated across most channels. As for our internal campaigns, we conducted employee training and awareness sessions on data privacy and security issues throughout the year targeting all employees. These training sessions were conducted in collaboration with our HR department whereby they follow up with all departments to ensure their participation.

SECURITY AWARENESS (2022 YTD)



4. OUR RESPONSIBLE BANKING



4.1. SUSTAINABLE PRODUCTS AND SERVICES

ACCESSIBLE BANKING

In line with the UAE's efforts to empower people of determination and ensure an inclusive society, UAB has installed ramps across six of its branches to facilitate the accessibility of these branches to people of determination. We are also working on installing teller counters dedicated to our differently-abled customers and upgrading our ATMs with a Braille keypad.

SUSTAINABLE FINANCING

UAB recognises the environmental and social challenges that continue to rise affecting every aspect of people's lives and businesses alike. As a financial institution, we are taking steps towards integrating ESG factors into our decision-making processes. We have integrated ESG risk considerations into our Wholesale Banking processes starting with the onboarding stage where we assess the client's potential exposure to ESG risks and the possible remedies/mitigants to such risks. The same is reassessed annually when conducting the credit facilities reviews across the Wholesale Banking portfolio. Furthermore, the Bank continued to invest in ESG-linked assets by investing approximately AED 47.7 in various regional banks' facilities.

DIGITAL BANKING

Building on our efforts and promise to provide a superior customer experience and innovate in our services, the Bank launched a digital onboarding platform for retail customers and an online banking portal for corporate clients. The onboarding platform offers customers the comfort and ease of applying for an account of their choice conveniently and paperlessly. Corporate online banking allows clients to make online submissions of all types of transfers, payments and transactions which considerably reduces the submission of paper requests at the branches' counters. Furthermore, in our continuous efforts to digitise our processes and reduce paper consumption, the Bank replaced couriers of paper statements every month-end with monthly e-statements sent to the registered email addresses of the corporate entities.

4.2. CUSTOMER EXPERIENCE

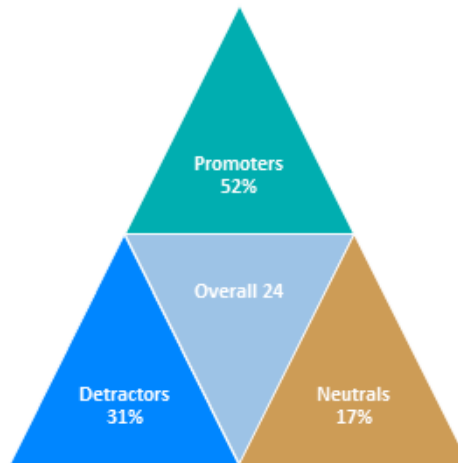
EMPLOYEE TRAINING ON CX

As a financial service provider, customer experience and satisfaction are crucial factors to our business's success and continuity. We take a strategic approach to ensure our customers have a smooth and quality banking experience by training our front-line employees to acquire the needed skills and knowledge to cater to every need and effectively handle conflict. This allows the Bank to ensure a standardised experience quality across its branches, easily identify improvements to customer experience and tackle them.

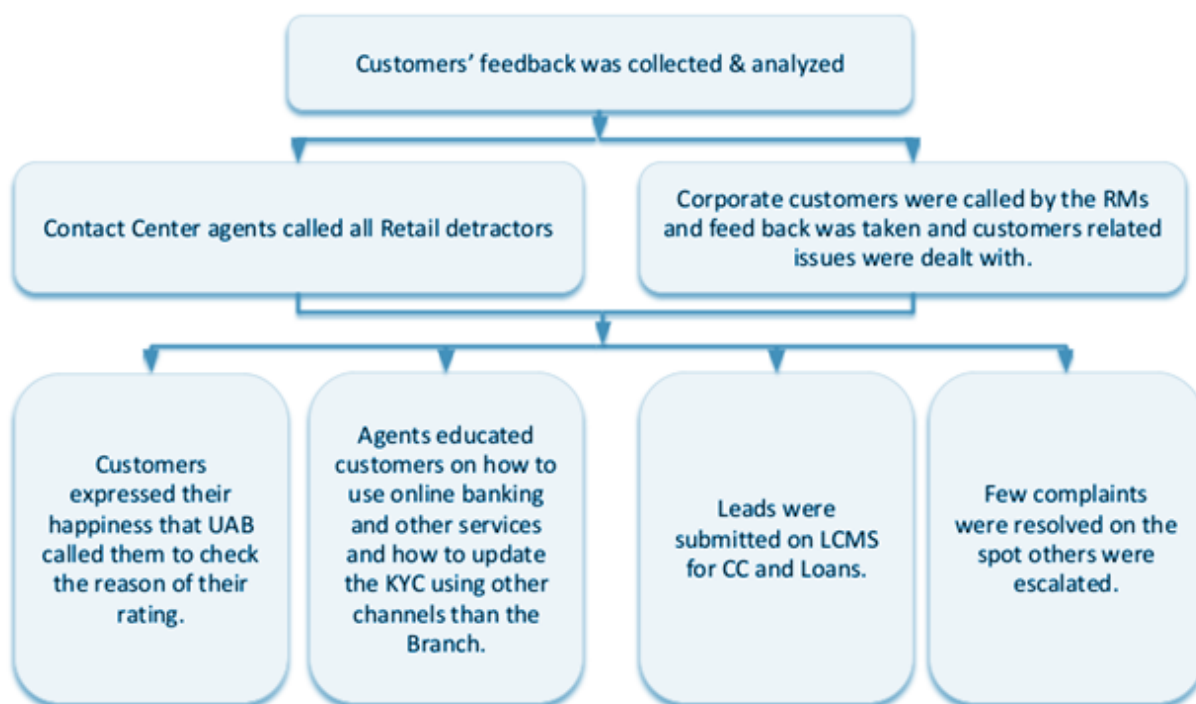
Training Title	Male Percentage	Female Percentage
1. Contact Centre Program - Handling difficult customers	<ul style="list-style-type: none"> Why difficult customers Type of callers Customer Expectation vs reality How to handle different types of callers 	3
2. Customer journey mapping – EIBFS Training	<ul style="list-style-type: none"> Identify and understand key customer segments. Develop a detailed customer journey for these segments Understand what key customer journeys drive the business 	2
3. Customer Experience – EIBFS training	<ul style="list-style-type: none"> Understanding the Customer Journey Taking the Extra Mile. Becoming a Happiness Engineer Using Customer Experience as a Strategy Methods to improve customer experience strategy. The link between customer experience and Customer retention. Measuring Customer Experience. 	3
4. Customer Service for People of Determination	<ul style="list-style-type: none"> Understand the rights of People of Determination and other vulnerable groups Understand relevant provisions of the UAE Consumer protection standards and UAE Federal law. Learn how to handle people with special needs in customer-facing roles. Learn about the principles, etiquettes, and best practices to treat them fairly and with empathy. Analyse the global best practices for treating such people with sensitivity 	54

CUSTOMER SATISFACTION

The Bank conducts a satisfaction survey every year to evaluate the quality of its services, define gaps and take actions to improve. Our NPS is determined by responses to a single question: “How likely is it that you would recommend our UAB’s a product/service to a friend or colleague?”



After collecting the survey responses from our valued customers, our teams took the following actions to ensure gaps are fulfilled and customer experience is improved in line with customer feedback.



CUSTOMER GRIEVANCES

Our customers are at the core of everything we do. We continuously strive to uphold our commitment to our customers - "Committed to consistently deliver a superior customer experience and adopt an innovative banking approach" - by ensuring the implementation of efficient and robust processes. When it comes to our customer complaints and grievance management, the Bank is aligned with the Central Bank and Consumer Protection Regulations (CPR). In case of any grievances, customers are informed about their right to escalate their case to the Central Bank. Furthermore, we ensure our customers are informed about our grievance process and their rights by publicly sharing our Customer Charter on our website, and branches.

To ensure customers can easily communicate with us we established the following channels to collect grievances:

- 24/7 Contact Centre
- 6 Branches across UAE
- UAB website
- UAB Online Banking
- Mobile Banking
- 24/7 Chat & Email access

The bank installed the following innovations in 2021

The number of customer complaints received in 2022	2862
The number of solved customer complaints in 2022	2855
Complaints that were escalated to Senior Management	15
Complaints that were escalated through the CB from customers	47

5. OUR PEOPLE



5.1. TALENT ATTRACTION AND RETENTION

UAB is committed to attracting and retaining top talents. The Bank recognises that its employees are key to its success and works to create a supportive and engaging work environment that fosters growth and career development.

UAB invests in its employees through training and development programmes, flexible work arrangements, and competitive compensation packages. The Bank also prioritises creating a diverse and inclusive workplace, where all employees feel valued and respected.

In addition to its internal initiatives, UAB is also actively involved in the wider community, supporting initiatives that promote education and career development. The Bank also collaborates with local universities to offer internship and job opportunities to students, helping to develop the next generation of leaders in the region.

UAB's commitment to attracting and retaining top talent is a key factor in its long-term sustainability and success. The Bank will continue to invest in its employees and create a positive workplace culture, in order to attract and retain the best talent in the industry. Below are some key initiatives that Bank has undertaken in this regard.

EMPLOYEE BENEFITS

To remain relevant in a competitive employment market and provide our employees with motivational benefits that enhance retention rate, we provide them with Medical Insurance, Life Insurance, Airfare Allowance, Education Allowance, House Rental Advance Allowance, and Mobile Allowance. Employee benefits packages are reviewed on an annual basis by our Board Governance Remuneration Committee (GRC).

PARENTAL LEAVE

The Bank abides by the UAE labour law of 2022, where female employees are granted a maternity leave of up to 90 calendar days and both male and female employees take parental leave of 5 working days. In 2022, 2 Female Staff and 6 Male Staff took parental leave.

REWARD & RECOGNITION

UAB continuously observes the achievements of its employees and recognises their contribution to the Bank's success. To recognise our high-achieving employees, the Bank allocates AED 200,000 for its Reward and Recognition initiatives such as the Employee of the Quarter Award, Sheikh Faisal Award, and Best Branch Award.

EMPLOYEE SATISFACTION

One of the main metrics used by our bank to engage with our employees, get their feedback and inputs on how we can improve their experience, and evaluate their job satisfaction is our NPS Engagement Survey.

Employee NPS SCORE	2019	2020	2021	2022
Employee Engagement	70%	85%	85%	85%
Overall Satisfaction Score	80%	85%	85%	85%
Employee Absentee rate	2%	2%	2%	2%

TURNOVER RATE	2019	2020	2021	2022
% Year-over-Year change for full-time employees	-23%	-15%	-3%	-1%
% Year-over-Year change for part-time employees	0%	0%	0%	0%
% Year-over-Year change for contractor employees	-20%	-53%	2%	-15%
% Year-over-Year change for consultant employees	0%	0%	0%	0%

5.2. DRIVING PEOPLE DEVELOPMENT

UAB Human Capital Management (HCM) training team oversees defining the competencies development framework every year, in line with the strategic priorities and values in UAB's Annual Business and Strategic Plan. This framework helps the team in designing guidelines for all parties involved in the process (coach, mentor, supervisor, assessor, and learning and development).

Individual development plans are established based on the framework and the standards against which the employee will be assessed. These are identified through a multi-source mechanism that captures the learning and development needs that are shared by a group of employees. Our performance review process is the main tool used to recognize and plan learning and development. The HCM training team will review the plans, expectations, and results with senior management while direct managers are in charge of ensuring that individuals' training requirements are met.

To ensure the effectiveness of our training, we perform a pre and post-assessment for technical skills programmes, extract a report, determine the effectiveness of the training, and define improvements if needed. Further, we collect feedback from participants to evaluate their satisfaction and analyse how the training is helping with their career advancement path. Various assessment methods are used such as exercises, role play, and case studies.

TRAINING - ALL EMPLOYEES		
	2021	2022
AVERAGE NUMBER of training DAYS for a MALE employee	10	9
AVERAGE NUMBER of training DAYS for a FEMALE employee	11	10
Average NUMBER of training DAYS for ALL employees	10	9
Employee Post-training Evaluation of the learning programmed (NPS Score)	8	8

TRAINING - SENIOR & EXECUTIVE LEVEL		
Indicator	2021	2022
AVERAGE NUMBER of training DAYS for a MALE SENIOR & EXECUTIVE employee	6	6
AVERAGE NUMBER of training DAYS for a FEMALE SENIOR & EXECUTIVE employee	6	8
Average NUMBER of training DAYS for ALL SENIOR & EXECUTIVE employees	6	7

LEARNING & DEVELOPMENT PROGRAMMES			
Programme	Description	Number of Courses	Number of Beneficiaries
Third-Party Training	Technical & Behavioural Programme, Pathway Programs	3	46 Employees
EIBFS Training Programme	Technical & Behavioural Programme, Pathway Programs	443	156 Employees
UAB Programmes (Regulatory +Soft Skills)	Regulatory Required Programmes, Technical Awareness, Behavioural Training	135	367 Employees

5.3.DIVERSITY, INCLUSION, AND EMIRATIZATION

UAB believes that diversity and inclusion spur innovation and foster a dynamic work culture where people can learn from each other and thrive on their differences. Our efforts to create a more diverse and inclusive culture are reflected in an increase of 7% in our female employees and 4% in local employees.

GENDER EQUALITY

As we continue promoting diversity and inclusion within our Bank, we focus on increasing female employee participation and development to occupy leadership positions in the Bank.

In line with the UAE Central Bank Corporate Governance Regulations and Standards, UAB is working on improving the gender balance by developing a conscious hiring process where managers disproportionately disqualify candidates based on our gender balance goals. Consequently, 40% of our newly hired employees in 2022 were female representing an increase of 26% compared to 2021. Additionally, female employees are provided with an average of one day more training hours than male employees and our median male compensation to median female compensation was reduced to 120% compared to 126% in 2021.

NON-DISCRIMIN

GENDER BREAKDOWN - ALL EMPLOYEES			
	2020	2021	2022
Total Number of ALL FULL-TIME employees	357	347	344
Number of MALE FULL-TIME employees out of the total workforce	237	231	208
% Of MALE FULL-TIME employees out of total workforce	66%	67%	60%
Number of FEMALE FULL TIME employees out of total workforce	120	116	136
% of FEMALE FULL TIME employees out of total workforce	34%	33%	40%

SENIOR & EXECUTIVE LEVEL - CEO and Direct Reports - BY GENDER			
	2020	2021	2022
Total number for ALL employees in SENIOR & EXECUTIVE positions	14	14	13
Number of MALE employees in SENIOR & EXECUTIVE positions	11	11	10
% Of MALE employees in SENIOR & EXECUTIVE positions	79%	79%	77%
Number of FEMALE employees in SENIOR & EXECUTIVE positions	3	3	3
% of FEMALE employees in SENIOR & EXECUTIVE positions	21%	21%	23%

ENTRY & MID-LEVEL - BY GENDER - ALL EMPLOYEES			
	2020	2021	2022
Total number for ALL employees in ENTRY & MID-LEVEL positions	343	333	331
Number of MALE employees in ENTRY & MID-LEVEL positions	226	220	198
% Of MALE employees in ENTRY & MID-LEVEL positions	66%	66%	60%
Number of FEMALE employees in ENTRY & MID-LEVEL positions	117	113	133
% Of FEMALE employees in ENTRY & MID-LEVEL positions	34%	34%	40%

GENDER BREAKDOWN - NEWLY HIRED FOR THIS YEAR			
	2020	2021	2022
Total Number of ALL NEWLY HIRED employees	69	48	74
Number of NEWLY HIRED MALE employees	52	37	38
% Of NEWLY HIRED MALE employees	75%	77%	51%
Number of NEWLY HIRED FEMALE employees	17	11	36
% Of NEWLY HIRED FEMALE employees	25%	23%	49%

NON-DISCRIMINATION

UAB does not tolerate any kind of discrimination, bullying or harassment that creates a hostile and unpleasant environment for our employees, with severe disciplinary actions and dismissal as a result. Fair treatment of all workers, regardless of race, religion, sex, sexual orientation, disability, or other criteria, is one of our core values.

CODE OF CONDUCT

The Bank's Code of Conduct promotes high ethical principles and is the representation of our strong values of integrity and transparency. It encourages our employees to refrain from any illegal, dishonest, or unethical conduct, and it guarantees that they are treated equally and fairly, regardless of their religion, race, disability, or gender. All our employees are required to abide by this code and disregarding or failing to comply with these standards could lead to disciplinary actions, and eventually to the termination of employment, depending on the nature and seriousness of the breach of the rules.

In the last three years, no incidents of discrimination or harassment have been registered, and no formal grievances have been filed in 2022 about incidents of discrimination or harassment.

EMIRATIZATION

We are proudly aligning with the national efforts to achieve the UAE Vision 2022 by supporting job creation in the UAE and developing Emirati talents. Our nationalisation rate increased in 2022 by 23% which also stands above the national average rate in the UAE. The latter was achieved by having a strategic focus on recruiting and retaining national talents through the following efforts

- Participating in various career fairs to identify suitable UAE nationals to join UAB.
- Offering attractive salary packages including transportation, utilities, housing, national holidays, airfare ticket, education, and life and medical insurance.
- Offering a wide range of benefits and several engagement initiatives such as Employee of the Quarter Award, Emirati of the month, Mother's Day, and Happiness Day.
- Securing the best and most stress-free work environment.

LOCALS VS. EXPATS - ALL EMPLOYEES			
	2020	2021	2022
Number of countries from which you have employees	25	26	30
Number of local employees out of total workforce	72	65	80
% Of local employees out of total workforce	20%	19%	23%
Number of expat employees out of total workforce	285	282	264
% Of expat employees out of total workforce	80%	81%	77%

TOP FIVE NATIONALITIES - ALL EMPLOYEES			
	2020	2021	2022
Indian	110	104	125
UAE	79	71	86
Jordanian	35	37	32
Egyptian	25	25	25
Pakistani	22	23	21

Furthermore, to support the advancement of their careers in the Bank, we offer a variety of training programmes dedicated to Emirati employees and customised to their career development needs.

TRAINING PROGRAMMES FOR EMIRATI EMPLOYEES			
Programme Focus	Skills Tackled under the Programme	Number of Benefited Nationals	
		2021	2022
Leadership	Leadership and Management Skills Programme.	22	21
Technical Skills	Operational Risk Awareness, Fraud Risk Awareness, Retail SOP, Credit Audit, Security Awareness.	63	66
Product Knowledge	Card Products, Retail Products, Bancassurance products, Islamic Trade Products, WB products.	40	48

Regulatory Programmes	AML Awareness, KYC updates, AML Audit Program, Compliance Training, Trade-Based Money Laundering, Sanction Awareness.	48	64
Behavioural Skills	Presentation skills, Negotiation skills, Handling difficult conversations, Art of cross-selling, Code of conduct, Seven Tools of Quality.	61	72

5.4. WORKPLACE HEALTH AND SAFETY

Helping our employees maintain and lead healthy lives is important for our Bank as we believe their well-being directly impacts their productivity and success. In line with the latter, UAB conducts different initiatives to raise awareness about critical health issues such as Breast Cancer and engages its employees in different physical activities where they can bring their families to spend quality time together and bond with others.

In 2022, we delivered the following initiatives

Breast Cancer Awareness 2022		UAB conducted breast cancer awareness sessions for all UAB female employees, discussing healthy nutrition, lifestyle, and how to regularly check on their health. These sessions were conducted in collaboration with Zulekha Hospitals.
UAB Fitness Challenge 2022		In line with the Sheikh Mohammad initiative Dubai Fitness Challenge in November, UAB conducted a fitness challenge for all employees and their families. Four professional fitness instructors led the sessions with physical activities, and games and followed with healthy snacks as well as a challenge to run 5KM with UAB CEO.

5.5. WORKPLACE HEALTH AND SAFETY

EMPLOYEES PER CONTRACT TYPE			
	2020	2021	2022
Total number of full-time employees	357	347	344
Total number of part-time employees	0	0	0
Total number of contractors employees	45	46	39
Total number of consultants employees	0	0	0

GENDER BREAKDOWN - ALL EMPLOYEES			
	2020	2021	2022
Total Number of ALL FULL-TIME employees	357	347	344
Number of MALE FULL-TIME employees out of total workforce	237	231	208
% Of MALE FULL-TIME employees out of total workforce	66%	67%	60%
Number of FEMALE FULL-TIME employees out of total workforce	120	116	136
% of FEMALE FULL TIME employees out of total workforce	34%	33%	40%

AGE BREAKDOWN - ALL EMPLOYEES

	2020	2021	2022
Number of employees AGED 18 - 24	2	1	11
% Of employees AGED 18 - 24	1%	0%	3%
Number of employees AGED 25 - 34	67	47	58
% of employees AGED 25 - 34	19%	13%	17%
Number of employees AGED 35 - 44	177	178	164
% Of employees AGED 35 - 44	50%	50%	48%
Number of employees AGED 45 - 54	90	99	94
% Of employees AGED 45 - 54	25%	28%	27%
Number of employees AGED 55 AND ABOVE	21	22	17
% Of employees AGED 55 AND ABOVE	6%	6%	5%

SENIOR & EXECUTIVE LEVEL - LOCALS VS EXPATS - ALL EMPLOYEES

	2020	2021	2022
Number of LOCAL employees in SENIOR & EXECUTIVE positions	2	2	2
% Of LOCAL employees in SENIOR & EXECUTIVE positions	14%	14%	15%
Number of EXPAT employees in SENIOR & EXECUTIVE positions	12	12	11
% Of EXPAT employees in SENIOR & EXECUTIVE positions	86%	86%	85%

LOCALS VS. EXPATS - NEWLY HIRED FOR THIS YEAR

	2020	2021	2022
Number of NEWLY HIRED LOCAL employees	20	7	28
% of NEWLY HIRED LOCAL employees	29%	15%	38%
Number of NEWLY HIRED EXPAT employees	49	41	46
% Of NEWLY HIRED EXPAT employees	71%	85%	62%

TURNOVER RATE

	2020	2021	2022
% Year-over-Year change for full-time employees	-15%	-3%	-1%
% Year-over-Year change for part-time employees	0%	0%	0%
% Year-over-Year change for contractor employees	-53%	2%	-15%
Total number of consultants employees	0%	0%	0%

PAY RATIO

	2019	2020	2021	2022
Median Male compensation to Median Female compensation	135%	127%	126%	120%
CEO total compensation to median Full-Time Equivalent (FTE) total compensation	1038%	1017%	1000%	1250%

6. OUR SOCIAL IMPACT



6.1. LOCAL COMMUNITY DEVELOPMENT

In order to ensure we always stay true to our mission statement and contribute to our community to make a difference; we have established a CSR framework which focuses on five goals:

1. Partnership for the Goals

2. Good Health & Well-Being

3. Ensure inclusive & equitable quality education

4. Combating climate change and its impact



We make sure that all our sustainability initiatives are in sync with the SDGs, the UAE's Vision 2023 and the ADX ESG Disclosure Guidance for Listed Companies. As a result of the framework, we are able to make better decisions and improve our operations and efficiency in terms of sustainability. At UAB, we engage with multiple organisations to uplift and contribute to their projects and initiatives







CSR POLICY

Our CSR policy seeks to keep track of the Bank's relationships with external bodies regarding significant social issues, and to review recommendations and credentials of charities for consideration. It oversees the Bank's other environmental and social policies and programmes. Furthermore, relevant stakeholders work closely with other Bank committees to determine the appropriate level of engagement with interested parties about social responsibility and other CSR-related issues. Finally, advising the CEO on policies that influence and improve the Bank's position and credibility is one of the policy roles.

A summary of our CSR investments for 2022 can be found in the following table:

Name of the Organization	Description of the Event & Impact	Monetary Value Invested (AED)
National Charity Schools	The United Arab Bank Islamic Banking department assisted a family of 5 with financial support after the death of the father.	24,995.00
Al Noor Training Centre for Persons with Disabilities	Al Noor Centre is a non-profit centre that provides high-quality professional services to a community with special needs by covering the costs of operations and providing the best standards of training and qualification for their students.	15,000.00
West Asia Para Association for Disabled Sport	An organisation helping and developing the Paralympic sports.	10,000.00
Modern Pharmaceutical LLC	One of the UAB Staff has approached UAB HCM to support because of the critical condition of his wife. She is a Type 1 diabetic patient and needs to take 2 types of insulin injections to maintain a stable sugar level.	34,800.00
Ajman Club for Disabled	Ajman Club for Disabled has approached United Arab Bank to sponsor their charitable activities. They are located in Ajman in an area of 55,000 feet including playgrounds, a gym, a physiotherapy unit, rehabilitation centre for the people of determination.	10,000.00
Himaya Foundation	It is a non-profit foundation that operates in UAE and the emirate of Ajman, in particular, to protect women and children from all kinds of violence and exploitation and serve their dignity and ensure their rights of freedom.	10,000.00
Medical Support	United Arab Bank provided financial support to an individual after having experienced a stroke that caused him to be partially paralysed.	10,000.00
Khorfakkan Club for Disabled	Helping disabled people in UAE and accepting all kinds of disabled persons to help and serve the community	10,000.00
Emirates Association for Visually Impaired	EAVI is a non-profit association that takes care of People with Visual Impairments. They have approached United Arab Bank to support their programmes and events for the benefit of people with visual impairment.	10,000.00
Al Hanan Rehabilitation Centre	Al Hanan Rehabilitation Centre for People of Determination has approached United Arab Bank to extend the hand of our help. This organisation was established in the United Arab Emirates in 2014. The centre is characterised by scientifically qualified and highly experienced staff in the field of rehabilitation of people of determination and a group of distinguished specialists (special education, speech and language, occupational therapy)	10,000.00
Rashid Centre for People of Determination	United Arab Bank provided financial support to an autistic child to ensure the continuation of his education.	41,500.00
Saeed Association for Prevention for Traffic Crashers	This event is in collaboration with the Ministry of Interior whereby governmental entities attended to reinforce social responsibility across all communities with the participation of people with determination and orphan children by honouring the distinguishing ones.	13,000.00
Abu Dhabi University Zakat Fund	United Arab Bank has collaborated with Abu Dhabi University and facilitated donations on all UAB ATMs channels, whereby the customer has the option to donate to Zakat Fund starting from Ramadan. The donation would help support Abu Dhabi University students and ensure a good education.	6,920.00
Total Amount Invested		206,215.00

CSR Initiatives conducted in 2022

Name of initiative		Activity
Love and Loyalty for Sheikh Zayed theme.		This event took place on April 2022, commemorating Zayed Humanitarian Day in collaboration with the Ministry of Interior. Governmental entities attended to reinforce social responsibility across all communities with the participation of people of determination and orphan children.
Breast Cancer Awareness 2022		UAB conducted breast cancer awareness sessions for all UAB female employees, discussing healthy nutrition, lifestyle, and how to regularly check on their health. These sessions were conducted in collaboration with Zulekha Hospitals.
UAB Fitness Challenge 2022		In line with the Sheikh Mohammad initiative Dubai Fitness Challenge in November, UAB conducted a fitness challenge for all employees and their families. Four professional fitness instructors led the sessions with physical activities, and games and followed with healthy snacks as well as a challenge to run 5KM with UAB CEO.
GOV Youth Empowerment Summit 2022		<p>UAB sponsored the GOV Youth Summit in June 2022, whereby it targeted the Arab Youth Workforce. Our CEO participated in a panel where he gave an insightful discussion related to youth and empowerment. The topic of discussion was "Real change, Real conversations: The power of Five":</p> <ul style="list-style-type: none"> -Leaders share their stories of youth empowerment -5 tips to become a flexible, agile, and resilient leader. -5 Rookie mistakes to avoid while building your career
British Business Group Event, topic "Skills for The Future".		UAB participated in an event led by the British Business Group and sponsored by the University of Birmingham Dubai and in collaboration with the Dept of International Trade and the UAE-UK Business Council in September 2022, whereby our Chief Human Capital has been part of a panel with the topic of "Skills for the future."
Emirates Red Crescent Partnership		UAB partnered with Emirates Red Crescent by triggering a donation button on UAB Mobile App, whereby customers have the option to donate directly to them via the App.

6.2. PROMOTING LOCAL SUPPLIERS

In line with our mission to contribute to the economic development and sustainability of the UAE, we have been placing high significance on empowering local suppliers that share our values and ethics. In 2022, local suppliers continued to be our main providers of products and services with 438 local suppliers out of 445 all suppliers representing 98.43% with an estimated expenditure of AED 100.81 million.

Furthermore, to ensure equitable and fair treatment of our suppliers and to provide them with a clear vision of our processes, we have put in place a Standard Operating Procedure (SOP) to maintain the highest levels of transparency, given that our primary objective is to procure goods and services in the fairest possible way for all parties involved. The main objective of this process is to ensure the procurement in UAB adheres to the following:

- Deliver optimum value to the business.
- To conform with all applicable statutory and legal requirements and internal policies
- Manage procurement risk with segregation of authorities and execution of controls.
- Ensure a sustainable vendor network as per UAB's standards.
- Measure the effectiveness and efficiency of key engagements, and performance and develop the vendor's capabilities to ensure alignment with the Bank's goals

7. OUR ENVIRONMENT



7.1. OUR OPERATIONAL FOOTPRINT

OUR RESOURCE CONSUMPTION

As a financial institution, the environmental impact of our operations is considered insignificant in comparison to other industries. Further, given the size of our Bank and our energy consumption practices our operational footprint is minimal. To ensure efficient resource usage and consistent level of consumption, we collect the wastewater from the pantry and filter it then use it in the flush system for the HQ toilets. As for our electricity consumption, we manage the lighting in our HQ by turning off all lights after duty hours and turning them back on before duty starts to avoid consumption by plugged appliances.

Water Consumption	2020	2021	2022
Utility Water Consumption (L)	306,330	298,324	302,241
Consumption Intensity	890	867	878

*Consumption intensity is calculated by dividing the yearly consumption by the number of full-time employees.

Energy Consumption	2020	2021	2022
Fuel Consumption (L)	0	0	0
Electricity Consumption (kWh)	834,364	812,177	881,019
Consumption Intensity	2,425	2,360	2,561

The Bank does not generate any emissions under scopes 1 and 3, because we do not own or lease any vehicles that require us to purchase fuel and we did not sponsor any business-related air travels for the reporting years.

GHG Emissions*	2020	2021	2022
Scope 1	0	0	0
Scope 2	355.27	345.82	375.13
Scope 3	0	0	0
Emission Intensity	1.03	1.00	1.09

*Emission intensity factor used for Scope 2 is equal to 0.4258 per Mwh. This factor was shared by the Dubai Electricity and Water Authority.

OUR WASTE MANAGEMENT


Due to the Bank's digitalisation efforts, our paper consumption has been decreasing through the years. In 2022, the Bank reduced its paper consumption by 42% saving 6,943 Kg in paper compared to 2021. As for our E-waste management, we remove and restock usable computer hardware components such as "Hard Disk" and "RAM" from obsolete computers before discarding them which would have otherwise been disposed of as e-waste. This restocked hardware is reused whenever required in existing working computers, thus avoiding the need to buy new components and reducing e-waste.

	2020	2021	2022
Paper Consumed (kg)	23,100	16,500	9,557
E-waste Recycled (kg)	62	100	47

7.2.OUR ENVIRONMENTAL INITIATIVES

In support of the UAE's efforts to protect the environment and reduce its carbon emissions, the Bank has partnered with Storey Group in affiliation with Eco Matcher by integrating Tree-planting into the Bank's businesses and building a global forest as part of the ONE BILLION Tree-Planting initiative.

Since the launch of the project, UAB has planted 1,000 trees in a mangrove in Sharjah UAE, to support the climate, in which each tree will remove up to 4 times more Carbon Dioxide than other tropical forests. A Campaign "Mangrove of Hope" with the Slogan "Towards A Greener Tomorrow with You" was launched to the public in June 2022 where it achieved a high reach of 135K + with an over high engagement rate of 67K +. As part of the campaign, there was a contest in which 22 winners had been gifted trees in their names.



7.3. ADX ESG INDEX

GOVERNANCE METRICS		
Metric	Calculation	UAB Performance
G1. Board Diversity	G1.1) Percentage: Total board seats occupied by men and women	The Bank's total board seats are equal to eight, 12.5% of which are occupied by women, and 87.5% occupied by men.
	G1.2) Percentage: Committee chairs occupied by men and women	The Bank's total committee chairs are equal to 15, representing four committees, 6.7% of which are occupied by women and 93.3% are occupied by men.
G2. Board Independence	G2.1) Does the company prohibit the CEO from serving as board chair?	The Bank does prohibit the CEO from serving as a board chair.
	G2.2) Percentage: Total board seats occupied by independent board members	The percentage of the board seats occupied by independent members is equal to 12%, representing one out of eight board members.
G3. Incentivized Pay	Are executives formally incentivized to perform on sustainability?	Executives are currently not incentivized to perform on sustainability.
G4. Supplier Code of Conduct	G4.1) Are your vendors or suppliers required to follow a code of conduct?	The Bank does not currently mandate its suppliers to follow a code of conduct.
	G4.2) If yes, what percentage of your suppliers have formally certified their compliance with the code?	
G5. Ethics and Prevention of Corruption	G5.1) Does the bank follow an Ethics and/or Prevention of Corruption policy?	The bank follows a Disciplinary Policy which emphasizes the significance of adhering to Ethics and/or Prevention of Corruption.
	G5.2) If yes, what percentage of your workforce has formally certified its compliance with the policy?	The Bank mandates all employees to undergo training on ethics and anti-corruption training.
G6. Data Privacy	G6.1) Does your company follow a data privacy policy?	The bank is not compliant with the GDPR as no regulatory requirements at the present. The Bank complies with the CBUAE customer protection regulations.
	G6.2) Has your company taken steps to comply with GDPR rules?	Yes, sustainability reporting has been integrated as an annual practice for the Bank.
G7. Sustainability Reporting	Does the bank publish a sustainability report?	The Bank reports in alignment with the ADX ESG Disclosures which are aligned with the GRI, IR, SASB, CDP, SDGs, and UN GC.
G8. Disclosure Practices	G8.1) Does your company provide sustainability data to sustainability reporting Frameworks?	The Bank's CSR department focuses on contributing to various SDGs. The Bank's contribution is highlighted in "Our Social Impact" chapter of this report.
	G8.2) Does your company focus on specific UN Sustainable Development Goals (SDGs)?	
	G8.3) Does your company set targets and report progress on the UN SDGs?	
G9. External Assurance	Are your sustainability disclosures assured or verified by a third-party audit firm?	The Bank has opted for an internal assurance process for all its sustainability reports.

SOCIAL METRICS

Metric	Calculation	UAB Performance
S1. CEO Pay Ratio	S1.1) Ratio: CEO total compensation to median full-time equivalent (FTE) total compensation	The ratio of the CEO's total compensation to median full-time equivalent (FTE) total compensation is equal to 1250%
	S1.2) Does the bank report this metric in regulatory filings?	The bank reports on this metric when required.
S2. Gender Ratio	Ratio: median male compensation to median female compensation	The ratio of the median male compensation to median female compensation is equal to 120%.
S3. Employee Turnover	S3.1) Percentage: Year-over-year change for full-time employees	-1%
	S3.2) Percentage: Year-over-year change for part-time employees	The bank does not employ part-time employees
	S3.3) Percentage: Year-over-year change for contractors/consultants	Year-over-year change for contractors is equal to -15%
S4. Gender Diversity	S4.1) Percentage: Total bank headcount held by men and women	<ul style="list-style-type: none"> ▪ Percentage of full-time male employees in UAB is equal to 60% ▪ Percentage of full-time female employees is equal to 40%
	S4.2) Percentage: Entry- and mid-level positions held by men and women	<ul style="list-style-type: none"> ▪ Percentage of male employees in entry- and mid-level positions is equal to 60% ▪ Percentage of female employees in entry- and mid-level positions is equal to 40%
	S4.3) Percentage: Senior- and executive-level positions held by men and women	<ul style="list-style-type: none"> ▪ Percentage of male employees in senior- and executive-level positions is equal to 77%. ▪ Percentage of female employees in senior- and executive-level positions is equal to 23%.
S5. Temporary Worker Ratio	S5.1) Percentage: Total bank headcount held by part-time employees	The bank does not employ any human capital under part-time contracts.
	S5.2) Percentage: Total bank headcount held by contractors and/or consultants	The bank employs a total of 39 employees under a contractor's contract and no employees under a consultant's contract.
S6. Non-Discrimination	Does the bank follow a non-discrimination policy?	The Bank does not have a non-discrimination policy. However, the Bank's code of conduct incorporates clauses to guarantee that all employees are treated equally and fairly, regardless of their religion, race, disability, or gender. If an employee fails to comply with our code, disciplinary actions will be taken.
S7. Injury Rate	Percentage: Frequency of injury events relative to total workforce time	No injuries were recorded in 2022, 2021, and 2020.
S8. Global Health & Safety	Does the bank follow occupational health and/or global health & safety policy?	Due to the nature of our industry, the employee injury rate is not a material topic. Hence, the bank does not follow any occupational health and/or global health & safety policy, however, we deliver fire warden training.
S9. Child & Forced labor	S9.1) Does the bank follow a child and/or forced labor policy?	The Bank does not follow a child and/or forced labor policy. Child labor is prohibited by the UAE law to which our Bank fully adheres. .
S10. Human Rights	S10.1) Does the bank follow a human rights policy?	The Bank adheres to the United Arab Emirates regulations covering Human Rights.
S11. Nationalisation	Percentage of national employees	National employees represent 23% of the total workforce profile of the Bank.
S12. Community Investment	Amount invested in the community, as a percentage of company revenues.	The Bank invested AED 206,2015 in projects directed to foster culture, youth empowerment, good health and wellbeing, and for people with disabilities.

ENVIRONMENTAL METRICS

Metric	Calculation	UAB Performance
E1. GHG Emissions	E1.1) Total amount in CO2 equivalents, scope 1	The Bank does not purchase any fuel, petrol or diesel. Hence, our scope 1 is equal to zero.
	E1.2) Total amount in CO2 equivalent, scope 2	The Bank's total emissions in CO2 equivalent under scope 2 is equal to 375.13 (tCO2e).
	E1.3) Total amount, in CO2 equivalents, scope 3 (if applicable)	The Bank did not finance any air travel for business purposes in 2022. Hence, our scope 3 is equal to zero.
E2. Emission Intensity	E2.1) Total GHG emissions per output scaling factor	The Bank's emissions intensity is equal to 1.09.
	E2.2) Total non-GHG emissions per output scaling factor	
E3. Energy Usage	E3.1) Total amount of energy directly consumed	The Bank consumed 881,019 Kwh of electricity in 2022.
	E3.2) Total amount of energy indirectly consumed	Not applicable.
E4. Energy Intensity	Total direct energy usage per output scaling factor	The energy intensity of the bank is equal to 2,561 Kwh.
E5. Energy Mix	Percentage: Energy usage per generation type	The Bank uses only electrical energy supplied by governmental authorities.
E6. Water usage	E6.1) Total amount of water consumed	The bank consumed a total of 302,241 litres of water in 2022.
	E6.2) Total amount of water reclaimed	Not applicable
E7. Environmental Operation	E7.1) Does the bank follow an environmental policy?	The Bank does not currently follow an environmental policy.
	E7.2) Does the bank follow specific waste, water, energy, and/or recycling policies?	
	E7.3) Does the bank use a recognized energy management system?	The Bank does not currently use a recognized energy management system, however, we do conduct awareness initiatives and follow a time-schedule to reduce energy consumption.
E8. Environmental Oversight	Does the management team oversee and/or manage sustainability issues?	The Bank is working on adopting sustainability governance practices and integrating sustainability within its core business.
E9. Environmental Oversight	Does the board oversee and/or manage sustainability issues?	
E10. Climate Risk Mitigation	Total amount invested annually in climate-related infrastructure resilience, and product development	



EXTERNAL AUDITORS AND FINANCIAL STATEMENTS

United Arab Bank P.J.S.C.

FINANCIAL STATEMENTS

31 DECEMBER 2022

United Arab Bank P.J.S.C.

FINANCIAL STATEMENTS

31 DECEMBER 2022

	Pages
Independent auditor's report	3 - 8
Statement of financial position	9
Statement of income	10
Statement of comprehensive income	11
Statement of cash flows	12
Statement of changes in equity	13
Notes to the financial statements	14 - 77

INDEPENDENT AUDITOR'S REPORT TO THE SHAREHOLDERS OF UNITED ARAB BANK PJSC

Report on the audit of the financial statements

Opinion

We have audited the financial statements of United Arab Bank PJSC (the “Bank”), which comprise the statement of financial position as at 31 December 2022, and the statement of income, statement of comprehensive income, statement of cash flows and statement of changes in equity for the year then ended, and notes to the financial statements, including a summary of significant accounting policies.

In our opinion the accompanying financial statements present fairly, in all material respects, the financial position of the Bank as at 31 December 2022, and its financial performance and its cash flows for the year then ended in accordance with International Financial Reporting Standards (“IFRSs”).

Basis of opinion

We conducted our audit in accordance with International Standards on Auditing (“ISAs”). Our responsibilities under those standards are further described in the *Auditor’s responsibilities for the audit of the financial statements* section of our report. We are independent of the Bank in accordance with the *International Code of Ethics for Professional Accountants (including International Independence Standards)* (“IESBA Code”) together with ethical requirements that are relevant to our audit of the financial statements in the United Arab Emirates, and we have fulfilled our other ethical responsibilities in accordance with these requirements and the IESBA Code. We believe that the audit evidence we have obtained is sufficient and appropriate to provide a basis for our opinion.

Key audit matters

Key audit matters are those matters that, in our professional judgment, were of most significance in our audit of the financial statements of the current year. These matters were addressed in the context of our audit of the financial statements as a whole and in forming our opinion thereon, and we do not provide a separate opinion on these matters. For each matter below, our description of how our audit addressed the matter is provided in that context.

We have fulfilled the responsibilities described in the Auditor’s responsibilities for the audit of the financial statements section of our report, including in relation to these matters. Accordingly, our audit included the performance of procedures designed to respond to our assessment of the risks of material misstatement of the financial statements. The results of our audit procedures, including the procedures performed to address the matters below, provide the basis for our audit opinion on the accompanying financial statements.

**INDEPENDENT AUDITOR’S REPORT TO THE SHAREHOLDERS OF
UNITED ARAB BANK PJSC (continued)**

Report on the audit of the financial statements (continued)

Key audit matters (continued)

Key audit matter	How our audit addressed the key audit matter
<p>(a) Expected credit losses (“ECL”) for Loans and Advances and Islamic financing receivables</p> <p><i>Refer note 7 of the financial statements.</i></p> <p>Loss allowances on loans and advances and Islamic financing receivables represents management’s best estimates, at the balance sheet date, of the expected credit losses under the expected credit loss models (“ECL Models”) as stipulated by International Financial Reporting Standard No. 9: Financial Instruments (“IFRS 9”).</p> <p>Management first assesses whether the credit risk of Loans and advances and Islamic financing receivables to customers has increased significantly since their initial recognition, and then applies a three-stage impairment model to calculate the ECL.</p>	<p>We obtained an understanding of management’s assessment of impairment of loans and advances and Islamic financing receivables, the Bank’s internal rating model, the Bank’s credit impairment provision policy and the ECL modelling methodology, including its</p> <ul style="list-style-type: none"> - Review and approval of classification of loans and advances and Islamic financing receivables facilities. - Management’s monitoring of: <ul style="list-style-type: none"> i) staging and ECL for loans and advances and Islamic financing receivables. ii) identification of loans displaying indicators of impairment (including days past due) under stage 3. iii) macroeconomic variables and forecast iv) performance of ECL models - The review and approval of management overlays and the governance process around such overlays. - The independent model validation function.

**INDEPENDENT AUDITOR’S REPORT TO THE SHAREHOLDERS OF
UNITED ARAB BANK PJSC (continued)**

Report on the audit of the financial statements (continued)

Key audit matters (continued)

Key audit matter	How our audit addressed the key audit matter
<p>(a) Expected credit losses (“ECL”) for Loans and advances and Islamic financing receivables (continued)</p> <p><i>Refer note 7 of the financial statements. (continued)</i></p> <p>Management has also applied significant level of judgement in areas noted above in determining the impact of economic crisis on the allowances for credit losses by considering the following:</p> <p>1. Forward looking information, including variables used in macroeconomic scenarios and their associated weightings, and</p> <p>2. Stress in specific sectors and industries</p> <p>We considered ECL for Loans and advances and Islamic financing receivables as a key audit matter as the determination of ECL involves significant management judgement such as categorisation of Loans and advances and Islamic financing receivables into stages 1, 2 or 3; assumptions used in the ECL model such as expected future cash flows, macro-economic factors etc., and overlays to reflect current or future external factors. These judgments have a material impact on the financial statements of the Bank.</p>	<p>We performed the following audit procedures:</p> <ul style="list-style-type: none"> - We tested the compliance of the Bank’s ECL methodologies and assumptions with the requirements of IFRS 9. - For a sample of exposures, including those in industries severely impacted by economic crisis, we performed procedures to assess whether significant increases in credit risk (SICR) has been correctly identified. - We tested and assessed reasonableness of management’s selection of forward looking macro-economic variables, scenarios and weights assigned to these scenarios, including an evaluation of changes made to these variables, scenarios and weights. - We assessed appropriateness of the modelling methodologies applied in the ECL model of the Bank. - For a sample of exposures, we examined key data inputs into the ECL models. - We re-performed key elements of the ECL calculations and evaluated the model performance results for accuracy. - We assessed appropriateness of disclosures in the financial statements against the requirements of IFRS.

INDEPENDENT AUDITOR'S REPORT TO THE SHAREHOLDERS OF UNITED ARAB BANK PJSC (continued)

Report on the audit of the financial statements (continued)

Other information

Management is responsible for the other information. Other information consists of the information included in the Bank's 2022 Annual Report, other than the financial statements and our auditor's report thereon.

Our opinion on the financial statements does not cover the other information and we do not and will not express any form of assurance conclusion thereon.

In connection with our audit of the financial statements, our responsibility is to read the other information identified above when it becomes available and, in doing so, consider whether the other information is materially inconsistent with the financial statements or our knowledge obtained in the audit, or otherwise appears to be materially misstated.

Responsibilities of management and those charged with governance for the financial statements

Management is responsible for the preparation and fair presentation of the financial statements in accordance with IFRSs and in compliance with the applicable provisions of the Bank's Memorandum and Articles of Association and of the UAE Federal Decree Law No. (32) of 2021, and for such internal control as management determines is necessary to enable the preparation of financial statements that are free from material misstatement, whether due to fraud or error.

In preparing the financial statements, management is responsible for assessing the Bank's ability to continue as a going concern, disclosing, as applicable, matters related to going concern and using the going concern basis of accounting unless management either intends to liquidate the Bank or to cease operations, or has no realistic alternative but to do so.

Those charged with governance are responsible for overseeing the Bank's financial reporting process.

Auditor's responsibilities for the audit of the financial statements

Our objectives are to obtain reasonable assurance about whether the financial statements as a whole are free from material misstatement, whether due to fraud or error, and to issue an auditor's report that includes our opinion. Reasonable assurance is a high level of assurance, but is not a guarantee that an audit conducted in accordance with ISAs will always detect a material misstatement when it exists. Misstatements can arise from fraud or error and are considered material if, individually or in the aggregate, they could reasonably be expected to influence the economic decisions of users taken on the basis of these financial statements.

As part of an audit in accordance with ISAs, we exercise professional judgment and maintain professional skepticism throughout the audit. We also:

- Identify and assess the risks of material misstatement of the financial statements, whether due to fraud or error, design and perform audit procedures responsive to those risks, and obtain audit evidence that is sufficient and appropriate to provide a basis for our opinion. The risk of not detecting a material misstatement resulting from fraud is higher than for one resulting from error, as fraud may involve collusion, forgery, intentional omissions, misrepresentations, or the override of internal control.

INDEPENDENT AUDITOR'S REPORT TO THE SHAREHOLDERS OF UNITED ARAB BANK PJSC (continued)

Report on the audit of the financial statements (continued)

Auditor's responsibilities for the audit of the financial statements (continued)

- Obtain an understanding of internal control relevant to the audit in order to design audit procedures that are appropriate in the circumstances, but not for the purpose of expressing an opinion on the effectiveness of the Bank's internal control.
- Evaluate the appropriateness of accounting policies used and the reasonableness of accounting estimates and related disclosures made by management.
- Conclude on the appropriateness of management's use of the going concern basis of accounting and, based on the audit evidence obtained, whether a material uncertainty exists related to events or conditions that may cast significant doubt on the Bank's ability to continue as a going concern. If we conclude that a material uncertainty exists, we are required to draw attention in our auditor's report to the related disclosures in the financial statements or, if such disclosures are inadequate, to modify our opinion. Our conclusions are based on the audit evidence obtained up to the date of our auditor's report. However, future events or conditions may cause the Bank to cease to continue as a going concern.
- Evaluate the overall presentation, structure and content of the financial statements, including the disclosures, and whether the financial statements represent the underlying transactions and events in a manner that achieves fair presentation.
- Obtain sufficient appropriate audit evidence regarding the financial information of the entities or business activities within the Group to express an opinion on the financial statements. We are responsible for the direction, supervision and performance of the group audit. We remain solely responsible for our audit opinion.

We communicate with those charged with governance regarding, among other matters, the planned scope and timing of the audit and significant audit findings, including any significant deficiencies in internal control that we identify during our audit.

We also provide those charged with governance with a statement that we have complied with relevant ethical requirements regarding independence, and to communicate with them all relationships and other matters that may reasonably be thought to bear on our independence, and where applicable, related safeguards.

From the matters communicated with those charged with governance, we determine those matters that were of most significance in the audit of the financial statements of the current period and are therefore the key audit matters. We describe these matters in our auditor's report unless law or regulation precludes public disclosure about the matter or when, in extremely rare circumstances, we determine that a matter should not be communicated in our report because the adverse consequences of doing so would reasonably be expected to outweigh the public interest benefits of such communication.

INDEPENDENT AUDITOR'S REPORT TO THE SHAREHOLDERS OF UNITED ARAB BANK PJSC (continued)

Report on other legal and regulatory requirements

Further, as required by the UAE Federal Decree Law No. (32) of 2021, we report that:

- the Bank has maintained proper books of account;
- we have obtained all the information and explanations we considered necessary for the purposes of our audit;
- the financial statements have been prepared and comply, in all material respects, with the applicable provisions of the Bank's Memorandum and Articles of Association and the UAE Federal Decree Law No. (32) of 2021
- the financial information included in the Directors' report is consistent with the books of account and records of the Bank;
- investments in shares and stocks during the year ended 31 December 2022 are disclosed in note 8 to the financial statements;
- note 23 reflects material related party transactions and the terms under which they were conducted;
- based on the information that has been made available to us nothing has come to our attention which causes us to believe that the Bank has contravened, during the financial year ended 31 December 2022, any of the applicable provisions of the UAE Federal Decree Law No. (32) of 2021 or of its Memorandum and Articles of Association which would materially affect its activities or its financial position as at 31 December 2022; and
- note 31 reflects the social contributions made during the year.

Further, as required by the Decretal Federal Law No. (14) of 2018, we report that we have obtained all the information and explanations we considered necessary for the purpose of our audit.

For Ernst & Young



Signed by:
Anthony O'Sullivan
Partner
Registration No: 687

14 February 2023

Sharjah, United Arab Emirates


United Arab Bank P.J.S.C.

STATEMENT OF FINANCIAL POSITION

As at 31 December 2022

	Notes	As at 31 December	
		2022 AED'000	2021 AED'000
Assets			
Cash and balances with UAE Central Bank	5	1,207,589	2,009,565
Due from banks	6	302,837	378,735
Loans and advances and Islamic financing receivables	7	7,604,300	8,213,350
Investments and Islamic instruments	8	3,887,476	3,530,217
Property, equipment and capital work-in-progress	9	295,696	303,271
Other assets	10	782,589	744,904
Total assets		14,080,487	15,180,042
Liabilities and shareholders' equity			
Liabilities			
Due to banks	11	3,272,443	2,410,988
Customers' deposits and Islamic customer deposits	12	8,568,587	10,406,425
Other liabilities	13	740,121	850,737
Total liabilities		12,581,151	13,668,150
Shareholders' equity			
Share capital	14	2,062,550	2,062,550
Special reserve	14	22,491	7,019
Statutory reserve	14	51,415	35,943
General reserve	14	9,311	9,311
Cumulative changes in fair values		(153,621)	7,656
Accumulated losses		(492,810)	(610,587)
Net shareholders' equity		1,499,336	1,511,892
Total liabilities and shareholders' equity		14,080,487	15,180,042

The financial statements were approved by the Board of Directors on 09 February 2023 and signed on its behalf by:



 Sheikh Faisal Bin Sultan Bin Salem Al Qassimi
 Chairman



 Shirish Bhide
 Chief Executive Officer

The attached notes 1 to 35 form an integral part of these financial statements.
 The independent auditor's report on these financial statements is set out on pages 1 - 8.

United Arab Bank P.J.S.C.

STATEMENT OF INCOME

For the year ended 31 December 2022

	Notes	Year ended 31 December	
		2022 AED'000	2021 AED'000
Interest income and profit from Islamic instruments		522,667	416,962
Income from Islamic financing receivables		61,817	61,153
Total interest income and income from Islamic financing products	15	584,484	478,115
Interest expense		(216,232)	(152,456)
Distribution to depositors – Islamic products		(46,685)	(47,849)
Total interest expense and distribution to depositors	16	(262,917)	(200,305)
Net interest income and income from Islamic products net of distribution to depositors		321,567	277,810
Net fees and commission income	17	47,077	47,063
Foreign exchange income	18	19,328	18,822
Other operating income	19	112,815	105,938
Total operating income		500,787	449,633
Employee benefit expenses		(146,165)	(140,552)
Depreciation		(23,324)	(24,901)
Other operating expenses	20	(82,315)	(78,262)
Total operating expenses		(251,804)	(243,715)
Profit before impairment losses		248,983	205,918
Net impairment losses	21	(94,262)	(135,727)
Net Profit for the year		154,721	70,191
Earnings per share (basic and diluted in AED)	22	0.08	0.03

The attached notes 1 to 35 form an integral part of these financial statements.

The independent auditor's report on these financial statements is set out on pages 1 - 8.

United Arab Bank P.J.S.C.

STATEMENT OF COMPREHENSIVE INCOME

For the year ended 31 December 2022

	Year ended 31 December	
	2022 AED'000	2021 AED'000
Net Profit for the year	154,721	70,191
Other comprehensive Income		
Fair value through other comprehensive income (FVOCI):		
Net change in fair value during the year	(324,506)	(79,500)
Net change in allowance for expected credit losses	5,988	3,485
Reclassified to the income statement on fair value hedges	157,241	63,173
	<u>(161,277)</u>	<u>(12,842)</u>
Other comprehensive loss for the year		
Total comprehensive (loss) / income for the year	<u>(6,556)</u>	<u>57,349</u>

The attached notes 1 to 35 form an integral part of these financial statements.

The independent auditor's report on these financial statements is set out on pages 1 - 8.

United Arab Bank P.J.S.C.

STATEMENT OF CASH FLOWS

For the year ended 31 December 2022

	Notes	Year ended 31 December	
		2022 AED'000	2021 AED'000
Operating activities			
Net Profit for the year		154,721	70,191
Adjustments for:			
Depreciation		23,324	24,901
Loss on write off of property, equipment and capital work-in-progress	9	-	2,589
Gain on sale of property and equipment and insurance proceeds		-	(21,845)
Gain on sale of assets acquired in settlement of debt	10	(48,018)	(5,945)
Impairment on properties	9	2,000	-
Impairment on assets acquired in settlement of debt	10	2,286	10,191
Net credit impairment losses	21	89,976	125,536
Amortisation of premium paid on investments		8,894	14,011
Net fair value gain on disposal of investments and Islamic instruments		221	(39,906)
Operating profit before changes in operating assets and liabilities		233,404	179,723
Changes in operating assets and liabilities:			
Loans and advances		497,979	655,608
Balances with UAE Central bank maturing after three months		9,179	18,878
Cash margin held by counterparty banks against borrowings and derivative transactions	6	119,778	101,409
Other assets	10	(145,364)	(245,007)
Due to banks maturing after three months		(71,794)	1,305,962
Customers' deposits	12	(1,837,838)	(840,410)
Other liabilities	13	64,214	64,382
Net cash (used in) / from operating activities		(1,130,442)	1,240,545
Investing activities			
Purchase of property, equipment and capital work-in-progress	9	(12,862)	(12,671)
Proceeds from insurance claims and disposal of property and equipment		-	26,441
Purchase of investments		(934,860)	(1,336,944)
Proceeds from redemption / sale of investments		247,472	992,706
Proceeds from sale of assets acquired in settlement of debt		148,525	14,107
Other movement for transfer from fixed assets WIP		-	10,000
Net cash used in investing activities		(551,725)	(306,361)
Financing activities			
Financing activities		-	-
Net cash used in financing activities		-	-
Net change in cash and cash equivalents		(1,682,167)	934,184
Cash and cash equivalents at 1 January		1,680,891	746,707
Cash and cash equivalents at 31 December		(1,276)	1,680,891
Cash and cash equivalents comprise the following statement of financial position amounts with original maturities of three months or less:			
Cash and balances with the UAE Central Bank		949,924	1,742,722
Due from banks		302,837	258,957
Due to banks		(1,254,037)	(320,788)
		(1,276)	1,680,891

The attached notes 1 to 35 form an integral part of these financial statements.

The independent auditor's report on these financial statements is set out on pages 1 - 8.

United Arab Bank P.J.S.C.

STATEMENT OF CHANGES IN EQUITY

For the year ended 31 December 2022

	<i>Share capital AED'000</i>	<i>Special reserve AED'000</i>	<i>Statutory reserve AED'000</i>	<i>General reserve AED'000</i>	<i>Revaluation reserve AED'000</i>	<i>Cumulative changes in fair values AED'000</i>	<i>Accumulated losses AED'000</i>	<i>Total AED'000</i>
Balance at 1 January 2021	2,062,550	-	28,924	9,311	517	20,498	(667,257)	1,454,543
Net Profit for the year	-	-	-	-	-	-	70,191	70,191
Comprehensive loss for the year	-	-	-	-	-	(12,842)	-	(12,842)
Total comprehensive income/ (loss) for the year	-	-	-	-	-	(12,842)	70,191	57,349
Loss on sale of fixed asset transferred to retained earnings	-	-	-	-	(511)	-	511	-
Depreciation transfer for land and buildings	-	-	-	-	(6)	-	6	-
Transfer to Special reserve (Note 14)	-	7,019	-	-	-	-	(7,019)	-
Transfer to Statutory reserve (Note 14)	-	-	7,019	-	-	-	(7,019)	-
At 31 December 2021	2,062,550	7,019	35,943	9,311	-	7,656	(610,587)	1,511,892
Net Profit for the year	-	-	-	-	-	-	154,721	154,721
Comprehensive loss for the year	-	-	-	-	-	(161,277)	-	(161,277)
Total comprehensive income/ (loss) for the year	-	-	-	-	-	(161,277)	154,721	(6,556)
Director's remuneration (Note 23)	-	-	-	-	-	-	(6,000)	(6,000)
Transfer to Special reserve (Note 14)	-	15,472	-	-	-	-	(15,472)	-
Transfer to Statutory reserve (Note 14)	-	-	15,472	-	-	-	(15,472)	-
At 31 December 2022	2,062,550	22,491	51,415	9,311	-	(153,621)	(492,810)	1,499,336

The attached notes 1 to 35 form an integral part of these financial statements. The independent auditor's report on these financial statements is set out on pages 1 - 8.

1 Incorporation and activities

United Arab Bank P.J.S.C. (the “Bank”) was incorporated in 1975 as a Private Joint Stock Company in the Emirate of Sharjah. The legal form of the Bank was converted to a public company with limited liability in 1982 by a decree of His Highness The Ruler of Sharjah and has been registered as a Public Joint Stock Company under the UAE Commercial Companies Law No. (8) of 1984 (as amended). The Bank’s registered office is located in the Emirate of Sharjah, United Arab Emirates. The address of the registered office is PO Box 25022, Sharjah, United Arab Emirates.

The Bank carries out the business of commercial banking through its offices and branches in the United Arab Emirates. The Bank also carries out Islamic banking operations through Islamic banking windows at selected branches.

2 Basis of preparation

Statement of compliance

The financial statements of the Bank have been prepared in accordance with International Financial Reporting Standards (IFRS) as issued by the International Accounting Standards Board (IASB), interpretations issued by International Financial Reporting Interpretations Committee (IFRIC) and applicable requirements of laws of the United Arab Emirates. Along with these financial statements, the Bank has presented Basel III Pillar 3 disclosures in accordance with the guidelines issued by the UAE Central Bank. The adoption of Basel III Pillar 3 guidelines has impacted the type and amount of disclosures made in these financial statements, but has no impact on the reported profits or financial position of the Bank. In accordance with the requirements of Basel III, the Bank has provided full comparative information.

3 Significant accounting policies

3.1 New and revised International Financial Reporting Standards

3.1.1 Standards, amendments and interpretations that are effective for the Bank’s accounting period beginning on 1 January 2022

i. Property, Plant and Equipment: Proceeds before Intended Use – Amendments to IAS 16 Leases

The amendment prohibits entities from deducting from the cost of an item of property, plant and equipment, any proceeds of the sale of items produced while bringing that asset to the location and condition necessary for it to be capable of operating in the manner intended by management. Instead, an entity recognises the proceeds from selling such items, and the costs of producing those items, in profit or loss.

In accordance with the transitional provisions, the Bank applies the amendments retrospectively only to items of Property, Plant and Equipment made available for use on or after the beginning of the earliest period presented when the entity first applies the amendment (the date of initial application).

These amendments had no impact on the financial statements of the Bank as there were no sales of such items produced by property, plant and equipment made available for use on or after the beginning of the earliest period presented.

ii. IFRS 9 Financial Instruments – Fees in the ‘10 per cent’ test for derecognition of financial liabilities.

The amendment clarifies the fees that an entity includes when assessing whether the terms of a new or modified financial liability are substantially different from the terms of the original financial liability. These fees include only those paid or received between the borrower and the lender, including fees paid or received by either the borrower or lender on the other’s behalf. There is no similar amendment proposed for IAS 39 Financial Instruments: Recognition and Measurement:

In accordance with the transitional provisions, the Bank applies the amendment to financial liabilities that are modified or exchanged on or after the beginning of the annual reporting period in which the entity first applies the amendment (the date of initial application). These amendments had no impact on the financial statements of the Bank as there were no modifications of the Bank’s financial instruments during the period

3 Significant accounting policies (continued)

3.1 New and revised International Financial Reporting Standards (continued)

3.1.2 Standards, amendments and interpretations that are not yet effective for the Bank's accounting period beginning on 1 January 2022

i. Definition of Accounting Estimates - Amendments to IAS 8.

In February 2021, the IASB issued amendments to IAS 8, in which it introduces a definition of 'accounting estimates'. The amendments clarify the distinction between changes in accounting estimates and changes in accounting policies and the correction of errors. Also, they clarify how entities use measurement techniques and inputs to develop accounting estimates.

The amendments are effective for annual reporting periods beginning on or after 1 January 2023 and apply to changes in accounting policies and changes in accounting estimates that occur on or after the start of that period. Earlier application is permitted as long as this fact is disclosed. The amendments are not expected to have a material impact on the Bank.

ii. Disclosure of Accounting Policies - Amendments to IAS 1 and IFRS Practice Statement 2

In February 2021, the IASB issued amendments to IAS 1 and IFRS Practice Statement 2 Making Materiality Judgements, in which it provides guidance and examples to help entities apply materiality judgements to accounting policy disclosures. The amendments aim to help entities provide accounting policy disclosures that are more useful by replacing the requirement for entities to disclose their 'significant' accounting policies with a requirement to disclose their 'material' accounting policies and adding guidance on how entities apply the concept of materiality in making decisions about accounting policy disclosures.

The amendments to IAS 1 are applicable for annual periods beginning on or after 1 January 2023 with earlier application permitted. Since the amendments to the Practice Statement 2 provide non-mandatory guidance on the application of the definition of material to accounting policy information, an effective date for these amendments is not necessary.

The Bank is currently reviewing its accounting policy information disclosures to ensure consistency with the amended requirements going forward.

There are no other applicable new standards and amendments to the published standards or IFRS IC interpretations that have been issued but are not effective for the Bank's financial year beginning on 01 January 2022 that would be expected to have a material impact on the Bank's financial statements.

3.2 Basis of measurement

The Bank's financial statements are prepared under the historical cost convention except for the following:

- derivative financial instruments are measured at fair value; and
- financial assets at FVTPL and FVOCI are measured at fair value;

3.3 Functional and presentation currency

The Bank's financial statements have been presented in Arab Emirates Dirhams (AED), which is the presentation currency of the Bank and also the functional currency of the Bank and all values are rounded to the nearest thousand (AED'000) except when otherwise indicated.

3 Significant accounting policies (continued)

3.4 Financial instruments

A financial instrument is any contract that gives rise to a financial asset of one entity and a financial liability or equity instrument for another entity. All assets and liabilities in the statement of financial position are financial instruments except property and equipment, assets acquired in settlement of debts, capital work-in-progress, prepayments, provision for employee service benefits and shareholders' equity.

3.4.1 Classification

On initial recognition a financial asset is classified as measured at:

- Amortised cost;
- Fair value through comprehensive income (FVOCI); or
- Fair value through profit or loss (FVTPL)

The classification requirements for debt and equity instruments are described below.

Debt instruments

Debt instruments are those instruments that meet the definition of a financial liability from the issuer's perspective, such as loans, government and corporate bonds and trade receivables purchased from clients in factoring arrangements without recourse.

The classification depends on the Bank's business model for managing financial assets and the contractual cash flow characteristics of the financial assets.

Based on these factors, the Bank classifies its debt instruments into one of three measurement categories:

- Amortised Cost - Assets that are held for collection of contractual cash flows where those cash flows represent solely payments of principal and interest ('SPPI'), and that are not designated at FVTPL, are measured at amortised cost. The carrying amount of these assets is adjusted by any expected credit loss allowance recognised and measured as explained in Note 3.4.14. Interest income from these financial assets is included in 'Interest income' using the effective interest rate method.
- Fair value through comprehensive income (FVOCI) – Financial assets that are held for collection of contractual cash flows and for selling the assets, where the assets' cash flows represent solely payments of principal and interest, and that are not designated at FVTPL, are measured at fair value through comprehensive income (FVOCI). Movements in the carrying amount are taken through OCI, except for the recognition of impairment gains or losses, interest revenue and foreign exchange gains and losses on the instruments' amortised cost which are recognised in profit or loss. When the financial asset is derecognised, the cumulative gain or loss previously recognised in OCI is reclassified from equity to profit or loss. Interest income from these financial assets is included in 'Interest Income' using the effective interest rate method.
- Fair value through profit or loss (FVTPL) – Assets that do not meet the criteria for amortised cost or FVOCI are measured at fair value through profit or loss. A gain or loss on a debt instrument that is subsequently measured at fair value through profit or loss and is not part of a hedging relationship is recognised in profit or loss and presented in the profit or loss statement in the period in which it arises.

The business model reflects how the Bank manages its assets in order to generate cash flows that is, whether the Bank's objective is solely to collect the contractual cash flows from the assets or is to collect both the contractual cash flows and cash flows arising from the sale of assets. If neither of these is applicable, then the financial assets are classified as part of 'other' business model and measured at FVTPL.

3 Significant accounting policies (continued)

3.4 Financial instruments (continued)

3.4.1 Classification (continued)

Debt instruments (continued)

Where the business model is to hold assets to collect contractual cash flows or to collect contractual cash flows and sell, the Bank assesses whether financial instruments' cash flows represent solely payments of principal and interest (the 'SPPI' test). In making this assessment, the Bank considers whether contractual cash flows are consistent with a basic lending arrangement i.e. interest includes only consideration for the time value of money, credit risk, other basic lending risks and a profit margin that is consistent with basic lending arrangement. Where the contractual terms introduce exposure to risk or volatility that are inconsistent with a basic lending arrangements, the related financial asset is classified and measured at fair value through profit or loss.

The Bank reclassifies debt investments when and only when its business model for managing those assets changes. The reclassification takes place from the start of the first reporting period following the change. Such changes are expected to be very infrequent and none occurred during the year.

Equity instruments

Upon initial recognition, the Bank occasionally elects to classify irrevocably some of its equity investments as equity instruments at FVOCI when they meet the definition of equity under IAS 32 Financial Instruments: Presentation and are not held for trading. Such classification is determined on an instrument by instrument basis.

Gains and losses on these equity instruments are never recycled to profit. Equity instruments at FVOCI are not subject to an impairment assessment.

All other financial assets are classified and measured at FVTPL.

3.4.2 Recognition and initial measurement

The Bank initially recognises loans and advances and deposits on the date at which they are originated. All other financial assets and liabilities are initially recognised on the trade date which is the date on which the Bank becomes a party to the contractual provisions of the instrument.

A financial asset or financial liability is measured initially at fair value plus, for an item not at fair value through profit or loss, transaction costs that are directly attributable to its acquisition or issue.

3.4.3 Amortised cost measurement principles

The amortised cost of a financial asset or liability is the amount at which the financial asset or liability is measured at initial recognition, minus principal re-payments, plus or minus the cumulative amortisation using the effective interest method of any difference between the initial amount recognised and the maturity amount, minus any reduction for impairment. Premiums and discounts including initial transaction costs are included in the carrying amount of the related instrument.

3.4.4 Subsequent measurement

Subsequent to initial recognition, all financial instruments to be fair valued are measured at fair value, except any instrument that does not have a reliably measurable fair value, in which case financial instruments are measured as set out in the fair value measurement principles below.

All other assets are measured at amortised cost using the effective interest method less impairment losses, if any.

3 Significant accounting policies (continued)

3.4 Financial instruments (continued)

3.4.5 Gains and losses on subsequent measurement

(a) Debt Investments

Gains and losses arising from changes in the fair value of FVOCI investments are recognised directly in equity through other comprehensive income, until the financial assets are derecognised or impaired, at which time the cumulative gain or loss previously recognised in equity is recognised in the statement of income. Changes in the fair value of FVTPL investments are subsequently recognised in the profit or loss.

(b) Equity Investments

Gains and losses arising from changes in the fair value on equity investments are recognized in comprehensive income, there is no subsequent reclassification of fair value gains and losses to profit or loss. Dividends from such investments continue to be recognised in profit or loss as other income when the right to receive payments is established.

3.4.6 De-recognition

Financial assets are derecognised when the contractual rights to receive cash flows from the asset expire or where the Bank has transferred substantially all the risks and rewards of ownership.

The Bank enters into transactions whereby it transfers assets recognised on its statement of financial position, but retains either all or substantially all of the risks and rewards of the transferred assets or a portion of them. In such cases, the transferred assets are not derecognised. Examples of such transactions are repurchase agreements.

A financial liability is derecognised when its contractual obligations are discharged, cancelled or expire.

3.4.7 Fair value measurement

Fair value is the price that would be received to sell an asset or paid to transfer a liability in an orderly transaction between market participants at the measurement date in the principal, or in its absence, the most advantageous market to which the Bank has access at that date. The fair value of a liability reflects its non-performance risk.

When applicable, the Bank measures the fair value of an instrument using the quoted price in an active market for that instrument. A market is regarded as active if transactions for the asset or liability take place with sufficient frequency and volume to provide pricing information on an ongoing basis.

When there is no quoted price in an active market, the Bank uses valuation techniques that maximise the use of relevant observable inputs and minimise the use of unobservable inputs. The chosen valuation technique incorporates all the factors that market participants would take into account in pricing a transaction.

The best evidence of the fair value of a financial instrument at initial recognition is normally the transaction price i.e. the fair value of the consideration given or received. If the Bank determines that the fair value at initial recognition differs from the transaction price and the fair value is evidenced neither by a quoted price in an active market for an identical asset or liability, nor based on a valuation technique that uses only data from observable markets, the financial instrument is initially measured at fair value, adjusted to defer the difference between the fair value at initial recognition and the transaction price. Subsequently, that difference is recognised in profit or loss on an appropriate basis over the life of the instrument but no later than when the valuation is supported wholly by observable market data or the transaction is closed out.

If an asset or a liability measured at fair value has a bid price and an offer price, the Bank measures its assets, liabilities, long and short positions at mid-market rate (which is computed as an average of the bid and offer price).

Portfolios of financial assets and financial liabilities that are exposed to market risk and credit risk that are managed by the Bank on the basis of the net exposure to either market or credit risk, are measured on the basis of a price that would be received to sell a net long position (or paid to transfer a net short position) for a particular risk exposure. Those portfolio-level adjustments are allocated to the individual assets and liabilities on the basis of the relative risk adjustment of each of the individual instruments in the portfolio.

The Bank recognises transfers between levels of the fair value hierarchy as of the end of the reporting period during which the change has occurred.

3 Significant accounting policies (continued)

3.4 Financial instruments (continued)

3.4.8 Loans and advances

Loans and advances are non-derivative financial assets with fixed or determinable payments that are not quoted in an active market. Loans and advances arise when cash is advanced to a debtor with no intention of trading the receivable. Loans and advances are carried at amortised cost.

3.4.9 Investments

The 'investment securities' caption in the statement of financial position includes:

- debt securities measured at FVOCI and amortized cost; and
- equity investment securities designated as at FVOCI.

Investments in debt instruments are measured at amortised cost where they have:

- contractual terms that give rise to cash flows on specified dates, that represent solely payments of principal and interest on the principal amount outstanding; and
- are held within a business model whose objective is achieved by holding to collect contractual cash flows.

These debt instruments are initially recognised at fair value plus directly attributable transaction costs and subsequently measured at amortised cost. The measurement of credit impairment is based on the three-stage expected credit loss model described in Note 4.2.

For debt securities measured at FVOCI, gains and losses are recognised in OCI, except for interest revenue using the effective interest method which are recognised in profit or loss in the same manner as for financial assets measured at amortised cost.

When debt security measured at FVOCI is derecognised, the cumulative gain or loss previously recognised in OCI is reclassified from equity to profit or loss.

3.4.10 Due from banks

Due from banks and financial institutions are initially recognised at fair value and are subsequently measured at amortised cost using the effective interest rate less allowance for impairment, if any.

3.4.11 Cash and cash equivalents

Cash and cash equivalents as referred to in the statement of cash flows comprise cash on hand, non-restricted current accounts with the Central Bank, deposits with the Central Bank with an original maturity of three months or less, and amounts due from (to) banks on demand or with an original maturity of three months or less.

3.4.12 Financial guarantees

In the ordinary course of business, the Bank gives financial guarantees, consisting of letters of credit, guarantees and acceptances. Financial guarantees are initially recognised in the financial statements at fair value, with premium received included in 'Other liabilities'. Subsequent to initial recognition, the Bank's liability under each guarantee is measured at the higher of the amortised premium and the best estimate of expenditure required to settle any financial obligation arising as a result of the guarantee.

Any increase in the liability relating to financial guarantees is taken to the statement of income in 'Provision for credit losses'. The premium received is recognised in the statement of income in 'Net fees and commission income' on a straight line basis over the life of the guarantee.

3 Significant accounting policies (continued)

3.4 Financial instruments (continued)

3.4.13 Derivatives and hedges

The Bank enters into derivative instruments including forwards, futures, forward rate agreements, swaps and options in foreign exchange, interest rate and capital markets. In the normal course of business, the fair value of a derivative on initial recognition is the transaction price included in other income/expenses. Subsequent to their initial recognition, derivative financial instruments are stated at fair values where they are designated as part of a hedging relationship and classified as a hedging instrument. Derivatives with positive market values (unrealised gains) are included in other assets and derivatives with negative market values (unrealised losses) are included in other liabilities in the statement of financial position. Changes in the fair values of derivatives held for trading or to offset other trading positions are included in other operating income (expenses) in the statement of income.

As permitted by IFRS 9, the Bank has elected to continue to apply the hedge accounting requirements of IAS 39.

On initial designation of the hedge, the Bank formally documents the relationship between the hedging instrument(s) and hedged item(s), including the risk management objective and strategy in undertaking the hedge, together with the method that will be used to assess the effectiveness of the hedging relationship. The Bank makes an assessment, both at the inception of the hedge relationship as well as on an ongoing basis, as to whether the hedging instrument(s) is / are expected to be 'highly effective' in offsetting the changes in the fair value or cash flows of the respective hedged item(s) during the period for which the hedge is designated, and whether the actual results of each hedge are within a range of 80-125 percent.

Changes in the fair value of derivatives that are designated, and qualify, as fair value hedges and that prove to be highly effective in relation to the hedged risk are included in other operating income / (expenses) along with the corresponding changes in the fair value of the hedged assets or liabilities which are attributable to the risk being hedged.

Hedge accounting is discontinued when the hedging instrument expires or is sold, terminated or exercised, or no longer qualifies for hedge accounting. Upon such discontinuance, in the case of fair value hedges of interest-bearing financial instruments any adjustment to the carrying amount relating to the hedged risk is amortised in the statement of income over the remaining term to maturity.

Certain derivative transactions, while providing effective economic hedges under the Bank's asset and liability management and risk management positions, do not qualify for hedge accounting under the specific rules in IAS 39 and are therefore accounted for as derivatives held for trading and the related fair value gains and losses reported in other operating income (expenses).

3.4.14 Impairment of financial assets

The Bank applies a three-stage approach to measuring expected credit losses (ECL) on financial instruments accounted for at amortised cost and FVOCI. Assets migrate through the following three stages based on the change in credit quality since initial recognition:

- i) Stage 1: 12-months ECL
For exposures where there has not been a significant increase in credit risk since initial recognition and that are not credit impaired upon origination, the portion of the lifetime ECL associated with the probability of default events occurring within the next 12 months is recognised.
- ii) Stage 2: Lifetime ECL – not credit impaired
For credit exposures where there has been a significant increase in credit risk since initial recognition but that are not credit impaired, a lifetime ECL is recognised.
- iii) Stage 3: Lifetime ECL – credit impaired
Financial assets are assessed as credit impaired when one or more events that have a detrimental impact on the estimated future cash flows of that asset have occurred. This uses the same criteria as under IAS 139, the Bank's methodology for specific provisions remains unchanged. For financial assets that have become credit impaired, a lifetime ECL is recognised and interest revenue is calculated by applying the effective interest rate to the amortised cost (net of provision) rather than the gross carrying amount.

3 Significant accounting policies (continued)

3.4 Financial instruments (continued)

3.4.14 Impairment of financial assets (continued)

The Bank measures loss allowances at an amount equal to 12-month Expected credit loss (ECL) for the following financial instruments which are considered to have low credit risk:

- balances with Central Bank and other banks
- debt investment securities; and
- other financial assets, mainly comprising of sundry receivables

12-month ECL are the portion of ECL that result from default events on a financial instrument that are possible within the 12 months after the reporting date.

Measurement of ECL

The Bank assesses on a forward-looking basis the ECL associated with its debt instrument assets carried at amortised cost and FVOCI and with the exposure arising from financial guarantee contracts. The Bank recognizes a loss allowance for such losses at each reporting date. The measurement of ECL reflects:

- an unbiased and probability-weighted amount that is determined by evaluating a range of possible outcomes;
- the time value of money; and
- reasonable and supportable information that is available without undue cost or effort at the reporting date about past events, current conditions and forecasts of future economic conditions.

Presentation of allowance for ECL in the statement of financial position

Loss allowances for ECL are presented in the statement of financial position as follows:

- financial assets measured at amortised cost and FVOCI: as a deduction from the gross carrying amount of the assets and adjustments to OCI respectively; and
- loan commitments and financial guarantee contracts: as a provision in other liabilities

3.5 Renegotiated loans

Where possible, the Bank seeks to restructure loans rather than to take possession of collateral. This may involve extending the payment arrangements and the agreement of new loan conditions. Once the terms have been renegotiated, the loan is no longer considered past due. Management continuously reviews renegotiated loans to ensure that all criteria are met and that future payments are likely to occur. The loans continue to be subject to an individual or collective impairment assessment, calculated using the loan's original effective interest rate.

3.6 Write-off

The Bank writes off its loans and advances, Islamic financing receivable balances or other financial asset (and any other related allowances for impairment losses) when the Bank's credit determines that such financial assets are uncollectible in whole or in part. This is determined after considering information such as the occurrence of significant changes in the borrower or issuer's financial position such that the borrower or issuer can no longer pay its obligation in full, or that proceeds from collateral will not be sufficient to pay back the entire exposure. Assets are written-off against provisions up to the extent of amount considered un-collectible.

However, the Bank retains its full legal claim on, and may continue with its recovery effort including litigation, on written-off accounts.

Subsequent recoveries of amounts previously written off are recognised in the statement of income.

3 Significant accounting policies (continued)

3.7 Assets acquired in settlement of debts

In certain cases, the Bank may close out transactions by acquiring assets in settlement of debts. The asset acquired is recorded at the lower of its fair value less costs to sell and the carrying amount of the loan (net of impairment losses) at the date of exchange. No depreciation is provided in respect of these assets. These assets are recorded in "Other assets".

Any subsequent write-down of the acquired asset to fair value less costs to sell is recorded as an impairment loss and included in the statement of income. Any subsequent increase in the fair value less costs to sell, to the extent this does not exceed the cumulative impairment loss, is recognised in the statement of income. The Bank's collateral disposal policy is in line with the respective regulatory requirement of the regions in which the Bank operates.

3.8 Revenue recognition

For all financial instruments measured at amortised cost and debt financial instruments classified as FVOCI and Islamic financial instruments, interest income / profit or expense is recorded at the effective interest rate, which is the rate that discounts estimated future cash payments or receipts through the expected life of the financial instrument or a shorter period, where appropriate, to the net carrying amount of the financial asset or financial liability. The calculation takes into account all contractual terms of the financial instrument and includes any fees or incremental costs that are directly attributable to the instrument and are an integral part of the effective interest rate, but not future credit losses. The carrying amount of the financial asset or financial liability is adjusted if the Bank revises its estimates of payments or receipts. The adjusted carrying amount is calculated based on the original effective interest rate and the change in carrying amount is recorded as interest income or expense. The interest income / expense accrual on the assets / liabilities linked to Risk Free Rate (RFR) indexes will follow the standard market conventions relating to respective RFRs.

For financial assets that were credit-impaired on initial recognition, interest income is calculated by applying the credit-adjusted effective interest rate to the amortised cost of the asset. The calculation of interest income does not revert to a gross basis, even if the credit risk of the asset improves.

Fees earned for provision of services over a period of time are accrued over that period. These fees include commission income on letter of credits, guarantees and others, custody and other management advisory fees.

Foreign exchange income includes income from trading in foreign currencies as well as revaluation gains and losses.

Other fee income and expense are recognised when earned or incurred. Dividend income is recognised when the right to receive payment is established.

3.9 Property and equipment

Property and equipment are stated at cost excluding the costs of day to day servicing, less accumulated depreciation and any impairment in value. Freehold land is not depreciated as it is deemed to have an indefinite life.

Depreciation is calculated on a straight line basis over the estimated useful lives of property and equipment as follows:

Buildings	Over 25 years
Motor vehicles	Over 5 years
Furniture and equipment	Over 3 to 8 years
Fixtures and leasehold improvements	Over 12 years

Depreciation methods, useful lives and residual values are reassessed at each reporting date and adjusted if appropriate.

The carrying values of property and equipment are reviewed for impairment when events or changes in circumstances indicate the carrying value may not be recoverable. If any such indication exists and where the carrying values exceed the estimated recoverable amount, the assets are written down to their recoverable amount, being the higher of their fair value less costs to sell and their value in use.

An item of property and equipment is derecognised upon disposal or when no future economic benefits are expected from its use or disposal. Any gain or loss arising on derecognition of the asset (calculated as the difference between the net disposal proceeds and the carrying amount of the asset) is recognised in 'Other operating income' in the statement of income in the year the asset is derecognised.

3 Significant accounting policies (continued)

3.10 Provisions

Provisions are recognised when the Bank has a present obligation (legal or constructive) as a result of a past event and the costs to settle the obligation are both probable and can be reliably measured. The expense relating to any provision is presented in the statement of income net of any reimbursement.

3.11 Employees' end of service benefits

Provision is made for the end of service benefits due to employees in accordance with the UAE labor law for their period of service up to the financial position date and the provision arising disclosed as 'provision for employees' end of service benefits' in the statement of financial position. The Bank pays its contributions in respect of UAE citizens under the UAE pension and social security law and no further liability exists.

3.12 Foreign currencies

Foreign currency transactions are recorded at rates of exchange ruling at the value dates of the transactions. Monetary assets and liabilities in foreign currencies are translated into United Arab Emirates Dirhams at mid-market rates of exchange ruling at the balance sheet date. Any resultant gains and losses are taken to the statement of income.

3.13 Segment reporting

The Bank's segmental reporting is based on the following operating segments: Retail banking, Corporate banking and Others.

3.14 Impairment of non-financial assets

The carrying amounts of the Bank's non-financial assets are reviewed at each reporting date to determine whether there is any indication of impairment. If any such indication exists then the asset's recoverable amount is estimated based on the higher of fair value less costs to sell and value in use. The reduction in carrying amount is recognised in the income statement.

3.15 Trade and settlement date accounting

All "regular way" purchases and sales of financial assets are recognised on the settlement date, i.e. the date that the asset is delivered to the counter party. Regular way purchases or sales are purchases or sales of financial assets that require delivery of assets within the timeframe generally established by regulation or convention in the market place.

3.16 Fiduciary assets

Assets held in trust or in a fiduciary capacity are not treated as assets of the Bank and accordingly are not included in these financial statements.

3.17 Offsetting

Financial assets and financial liabilities are only offset and the net amount reported in the statement of financial position when there is a legally enforceable right to set off the recognised amounts and the Bank intends to either settle on a net basis, or to realise the asset and settle the liability simultaneously. This is not generally the case with master netting agreements, and the related assets and liabilities are presented gross in the statement of financial position.

3.18 Dividends on ordinary shares

Dividends on ordinary shares are recognised as a liability and deducted from equity when they are approved by the Bank's shareholders. Interim dividends are deducted from equity when they are declared and no longer at the discretion of the Bank. Dividends for the year that are approved after the statement of financial position date are disclosed as an event after the statement of financial position date.

3 Significant accounting policies (continued)

3.19 Acceptances

Acceptances arise when the Bank is under an obligation to make payments against documents drawn under letters of credit. After acceptance, the instrument becomes an unconditional liability of the Bank and is therefore recognised as a financial liability in the statement of financial position. However, every acceptance has a corresponding contractual right of reimbursement from the customer which is recognised as a financial asset.

3.20 Islamic financing and investment products

In addition to conventional banking products, the Bank offers its customers certain non-interest based banking products, which are approved by its Sharia'a Supervisory Board.

The various Islamic instruments described below are accounted for, disclosed and presented in accordance with the requirements of the underlying substance of the instruments and IFRS / IAS / IFRIC.

Murabaha:

Murabaha receivables are non-derivative financial assets with fixed payments that are not quoted in an active market. Murabaha is a sale transaction in which the seller (Bank) expressly mentions the actual cost of the asset to be sold to the customer and sells it to the customer on a cost-plus mark-up (profit) basis. It is in fact the sale of an asset for a profit, usually on deferred payment basis.

Income on Murabaha financing is recognised on a time apportioned basis over the period of the Murabaha contract, using the effective profit rate method.

Ijara:

Ijara involves a contract where the Bank buys and then leases an item to a customer for a specified rental over a specific period. The duration of lease, as well as the basis for rental, are set and agreed in advance. The Bank acquires the beneficial ownership of the property to lease the usufruct to the customer.

Income on Ijara financing is recognised on a time apportioned basis over the lease term, using the effective profit rate method.

Qard:

A Qard is the transfer of ownership in tangible wealth (money), from the customer to the Bank, and it is binding on the Bank to return equal wealth (money) to the customer on demand or as per the agreed terms, which means that the principal is to be repaid on demand. The Islamic current account offered to customers is based on the concept of Qard, a profit free amount received from the customer to the Bank, on which no profit or other form of return is payable.

Wakala:

Wakala involves an agreement, based on the concept of Wakala Bil Istithmar, where the Bank becomes the investment agent (Wakil) for its customers (Muwakkil) for deposit of their funds in the Wakala investment account to be invested in Shariah-compliant investment instruments. The funds are used to generate profit for the customer by investing in Islamic financing facilities to the Bank's other customers or investing in other Shariah-compliant investment instruments.

Income generated from the Wakala deposits are paid to the customers and the Bank recognizes a corresponding expense in the statement of income. Any losses as a result of the misconduct or negligence or violation of the terms and conditions of the Wakala are borne by the agent; otherwise, they are borne by the principal.

3 Significant accounting policies (continued)

3.21 Leases

Right-of-use assets:

The Bank recognises right-of-use assets at the commencement date of the lease (i.e. the date the underlying asset is available for use). Right-of-use assets are measured at cost, less any accumulated depreciation and impairment losses, and adjusted for any re-measurement of lease liabilities. The cost of right-of-use assets includes the amount of lease liabilities recognised, initial direct costs incurred, and lease payments made at or before the commencement date less any lease incentives received. Unless the Bank is reasonably certain to obtain ownership of the leased asset at the end of the lease term, the recognised right-of-use assets are depreciated on a straight-line basis over the shorter of its estimated useful life and the lease term. Right-of-use assets are subject to impairment.

Lease liabilities:

At the commencement date of the lease, the Bank recognises lease liabilities measured at the present value of lease payments to be made over the lease term. The lease payments include fixed payments (including in substance fixed payments) less any lease incentives receivable, variable lease payments that depend on an index or a rate, and amounts expected to be paid under residual value guarantees. The lease payments also include the exercise price of a purchase option reasonably certain to be exercised by the Bank and payments of penalties for terminating a lease, if the lease term reflects the Bank exercising the option to terminate. The variable lease payments that do not depend on an index or a rate are recognised as expense in the period on which the event or condition that triggers the payment occurs.

In calculating the present value of lease payments, the Bank uses the incremental borrowing rate at the lease commencement date if the interest rate implicit in the lease is not readily determinable. After the commencement date, the amount of lease liabilities is increased to reflect the accretion of interest and reduced for the lease payments made. In addition, the carrying amount of lease liabilities is re-measured if there is a modification, a change in the lease term, a change in the in-substance fixed lease payments or a change in the assessment to purchase the underlying asset.

Short-term leases and leases of low-value assets:

The Bank applies the short-term lease recognition exemption to its short-term leases of ATM's (i.e. those leases that have a lease term of 12 months or less from the commencement date and do not contain a purchase option) together with the exemption of low value. Lease payments on short-term leases and leases of low-value assets are recognised as an expense on a straight-line basis over the lease term.

The Bank has the option, under some of its leases to lease the assets for an additional term. The Bank applies judgement in evaluating whether it is reasonably certain to exercise the option to renew. That is, it considers all relevant factors that create an economic incentive for it to exercise the renewal. After the commencement date, the Bank reassesses the lease term if there is a significant event or change in circumstances that is within its control and affects its ability to exercise (or not to exercise) the option to renew (e.g. a change in business strategy).

3.22 Repurchase agreements

Securities sold under agreements to repurchase at a specified future date are not derecognised from the statement of financial position as the Bank retains substantially all of the risks and rewards of ownership. The corresponding cash received is recognised in the statement of financial position as an asset with a corresponding obligation to return it, including accrued interest as a liability within cash collateral on securities lent and repurchase agreements, reflecting the transaction's economic substance as a loan to the Bank. The difference between the sale and repurchase prices is treated as interest expense and is accrued over the life of agreement using the effective interest rate.

4 Significant management judgements and estimates

The preparation of the financial statements in conformity with IFRS requires management to make judgements, estimates and assumptions that affect the application of accounting policies and the reported amounts of assets, liabilities, income and expenses. Actual results may differ from these estimates.

Estimates and underlying assumptions are reviewed on an ongoing basis. Revisions to accounting estimates are recognised in the period in which the estimates are revised and in any future periods affected.

Information about significant areas of estimation and uncertainty and critical judgements in applying accounting policies that have the most significant effect on the amounts recognised in the financial statements are described below:

4.1 Classification of financial assets

Assessment of the business model within which the assets are held and assessment of whether the contractual terms of the financial asset are solely payments of principal and interest on the principal amount outstanding.

4.2 Impairment of financial assets

Assessment of whether credit risk on the financial asset has increased significantly since initial recognition and incorporation of forward-looking information in the measurement of ECL.

Significant increase in credit risk (SICR)

At each reporting date, the Bank assesses whether there has been a significant increase in credit risk for financial assets since initial recognition by comparing the probability of default (PD) occurring over the expected life between the reporting date and the date of initial recognition.

In determining whether credit risk has increased significantly since initial recognition, the Bank considers reasonable and supportable information that is relevant and available without undue cost or effort (including both qualitative and quantitative information) and also uses its historical experience, internal credit risk grading system, external risk ratings and forward-looking information to assess deterioration in credit quality of a financial asset.

Credit risk grades

The Bank allocates each exposure to a credit risk grade based on a variety of data that is determined to be predictive of the risk of default and applying experienced credit judgement. Credit risk grades are defined using qualitative and quantitative factors that are indicative of risk of default. These factors vary depending on the nature of the exposure and the type of borrower.

Each exposure is allocated to a credit risk grade at initial recognition based on available information about the borrower. Exposures are subject to ongoing monitoring, which may result in an exposure being moved to a different credit risk grade. The monitoring typically involves use of the following data.

Corporate exposures	Retail exposures	All exposures
<ul style="list-style-type: none"> - Information obtained during periodic review of customer files – e.g. audited financial statements, management accounts, budgets and projections. - Data from credit reference agencies, press articles, changes in external credit ratings - Quoted bond and credit default swap (CDS) prices for the borrower where available - Actual and expected significant changes in the political, regulatory and technological environment of the borrower or in its business activities 	<ul style="list-style-type: none"> - Internally collected data on customer behaviour - External data from credit reference agencies including industry-standard credit scores 	<ul style="list-style-type: none"> - Payment record – this includes overdue status - Utilisation of the granted limit - Requests for and granting of forbearance - Existing and forecast changes in business, financial and economic conditions

4 Significant management judgements and estimates (continued)**4.2 Impairment of financial assets (continued)***Significant increase in credit risk (SICR) (continued)*

The Bank uses Moody's credit risk grades as a primary input into the determination of the term structure of the PD for exposures. The table below provides a mapping of the Bank's credit risk grades.

S.No.	Moody's Rating Grades	Classification	Description
1	1	High	Strong
2	2+		Very Good
3	2		
4	2-		
5	3+	Standard	Good
6	3		
7	3-		
8	4+		Satisfactory
9	4		
10	4-		Acceptable
11	5+		
12	5		
13	5-		
14	6+		Marginal
15	6		
16	6-		
17	7+	Watch list	Watch list
18	7		Watch list
19	7-		OLEM
20	8	Default	Sub Standard
21	9		Doubtful
22	10		Loss

Generating the term structure of PD:

Credit risk grades are a primary input into the determination of the term structure of PD for exposures. The Bank collects performance and default information about its credit risk exposures analysed by type of product and borrower as well as by credit risk grading. Information purchased from external credit reference agencies is also used.

The Bank uses statistical models to analyse the data collected and generate estimates of the remaining lifetime PD of exposures and how these are expected to change as a result of the passage of time.

This analysis includes the identification and calibration of relationships between changes in default rates and changes in key macro-economic factors as well as in-depth analysis of the impact of certain other factors (e.g. forbearance experience) on the risk of default. For most exposures, key macro-economic indicators include: GDP growth, benchmark interest rates and unemployment. For exposures to specific industries and/or regions, the analysis may extend to relevant commodity and/or real estate prices.

Based on advice from the Market Risk Committee and consideration of a variety of external actual and forecast information, the Bank formulates a 'base case' view of the future direction of relevant economic variables as well as a representative range of other possible forecast scenarios. Predicted relationships between the key indicators and default and loss rates on various portfolios of financial assets have been developed based on analysing historical data over the past 5 to 7 years.

4 Significant management judgements and estimates (continued)

4.2 Impairment of financial assets (continued)

Importance of staging criteria

Staging is an important input in determining the IFRS 9 ECL, as it dictates loans would be classified as stage 1 (attracting 12 months ECL) and in stage 2 (attracting life time ECL). Staging under IFRS 9 is based on the assessment of relative movement in the credit quality of the loans from the time of initial recognition. Loans classified in stage 3 have objective evidence of impairment and in respect of which specific provisions have been established.

Determining the stage for impairment

The Bank considers a financial instrument to have experienced a significant increase in credit risk when one or more of the following quantitative or qualitative criteria have been met:

Quantitative criteria:

Corporate and Institutional Banking portfolio:

Significant increase in credit risk is measured by comparing the risk of default estimated at origination with the risk of default at the reporting date. In addition, the following parameters are also considered:

- 30 days past due
- Restructuring flag
- Downgrade by 3 notches on a 22 scale as per internal rating guidelines

Retail portfolio:

Thresholds have been set for each portfolio based on historical default rates. Facilities exceeding the threshold are considered for significant increase in credit risk. In addition, the following parameters are also considered:

- 30 days past due
- Restructuring flag
- Abandoned segment

Investment portfolio and Due from banks:

External rating agency credit grades are used to assess the significant increase in credit risk. These external published grades are continuously monitored and updated. The Bank's rating method comprises 19 rating levels for instruments not in default (1 to 19) and 3 default classes (20 to 22). The Bank's internal rating scale is mapped with external ratings. The master scale assigns each rating category a specified range of probabilities of default, which is stable over time.

Qualitative criteria:

The Bank also considers in its assessment of significant increase in credit risk various qualitative factors like significant adverse changes in business, actual and expected forbearance or restructuring and early signs of cash flows and liquidity problems.

Curing criteria:

The Bank continues to monitor financial instruments for a minimum probationary period of 12 months to confirm if the risk of default has decreased sufficiently before upgrading such exposures from Stage 2 to Stage 1.

The Bank is observing a probationary period of a minimum of 3 instalments (for repayments which are on a quarterly basis or shorter) and 12 months (in cases where instalments are on a longer frequency than quarterly) after restructuring, before upgrading from Stage 3 to Stage 2.

Exposures are not upgraded from Stage 3 to Stage 1 directly and are upgraded to Stage 2 initially before upgrading to Stage 1 based on the above-mentioned criteria.

The Bank ensures that the risk rating of the obligor correctly reflects its credit risk. The Bank has in place a robust early warning signal mechanism to ensure credit risk deterioration is highlighted before the default takes place. This is via close monitoring of key early warning signals such as excesses, past dues, cheque / payment failures, external market feedback and credit ratings, covenant / condition breaches and weak financials. Where a client shows early signs of financial strain, it is placed on a watch list category and monitored at an internal watch list forum.

4 Significant management judgements and estimates (continued)

4.2 Impairment of financial assets (continued)

Credit-impaired financial assets

A financial asset is 'credit-impaired' when one or more events that have a detrimental impact on the estimated future cash flows of the financial asset have occurred.

Definition of default

The Bank considers a financial asset to be in default in line with the Circular No. 28/2010 and associated regulations issued by the Central Bank of the United Arab Emirates.

An instrument is considered to be no longer in default (i.e. to have cured) when it no longer meets the default criteria for a consecutive period of 12 months as determined by the regulatory guidelines.

Measurement of ECL

The ECL is measured on either a 12-month or lifetime basis depending on whether an SICR has occurred since initial recognition or whether an asset is considered to be credit-impaired. ECL is the discounted product of the Probability of Default (PD), Exposure at Default (EAD) and Loss Given Default (LGD), defined as follows:

- PD estimates are estimates at a certain date, which are calculated based on statistical rating models, and assessed using rating tools tailored to the various categories of counterparties and exposures. These statistical models are based on internally compiled data comprising both quantitative and qualitative factors. Where it is available, market data may also be used to derive the PD for large corporate counterparties. If a counterparty or exposure migrates between rating classes, then this will lead to a change in the estimate of the associated PD. PDs are estimated considering the contractual maturities of exposures and estimated prepayment rates. Two types of PDs are used for calculating ECL
 - 12 month PDs: This is the estimated probability of default occurring within the next 12 months (or over the remaining life of the financial instrument if less than 12 months). This is used to calculate 12 month ECL for Stage 1 exposures
 - Lifetime PDs: This is the estimated probability of a default occurring over the remaining life of the financial instrument. This is used to calculate lifetime ECL for Stage 2 and Stage 3 exposures.
- EAD represents the expected exposure at the time of default. The Bank derives the EAD from the current exposure to the counterparty and potential changes to the current amount allowed under the contract including amortisation. The EAD of a financial asset is its gross carrying amount. As described and subject to using a maximum of a 12-month PD for financial assets for which credit risk has not significantly increased, the Bank measures ECL considering the risk of default over the maximum contractual period over which it is exposed to credit risk. The maximum contractual period extends to the date at which the Bank has the right to require repayment of an advance or terminate a loan commitment or guarantee.
- LGD is the magnitude of the likely loss if there is a default. LGD is expressed as a loss percentage of the exposure at the time of default. The Bank estimates LGD parameters based on the history of recovery rates of claims against defaulted counterparties. The LGD models consider the structure, collateral, seniority of the claim, counterparty industry and recovery costs of any collateral that is integral to the financial asset. For loans secured by retail property, LTV ratios are a key parameter in determining LGD. They are calculated on a discounted cash flow basis using the effective interest rate as the discounting factor.

The measurement of ECL is based on a probability-weighted average credit loss. As a result, the measurement of the loss allowance is the same regardless of whether it is measured on an individual basis or a collective basis. In relation to the assessment of whether there has been a significant increase in credit risk it may be necessary to perform the assessment on a collective basis where the financial instruments are grouped based on product type risk characteristics.

The weighted average ECL is calculated considering base, upside and downside scenarios for recognition of ECL.

These parameters are generally derived from internally developed statistical models, other historical data and forward-looking information.

4 Significant management judgements and estimates (continued)

4.2 Impairment of financial assets (continued)

Measurement of ECL (continued)

The Bank considers its historical loss experience and adjusts this for current observable data. In addition, the Bank uses reasonable and supportable forecasts of future economic conditions including experienced judgement to estimate the amount of an expected impairment loss. IFRS 9 introduces the use of macroeconomic factors which include, but is not limited to, real annual growth in gross domestic product and oil prices and requires an evaluation of both the current and forecast direction of the economic cycle. Incorporating forward looking information increases the level of judgement as to how changes in these macroeconomic factors will affect ECL. The methodology and assumptions including any forecasts of future economic conditions are reviewed regularly.

In 2022, the Bank has adjusted the LGD on the unsecured portfolio following regulatory guidelines as well as independent reviews undertaken during the year. The revised LGD of the Bank's unsecured portfolio reflects historical recovery data together with the Bank's forward looking business plans. The impact of this change in estimate has been disclosed in Note 7 (on loans and advances) as well as Note 25 (on commitments and contingencies).

The Bank has incorporated the latest available macroeconomic inputs into the ECL model to reflect the change in the macroeconomic forecast with details covered in Note 26 of these financial statements.

The measurement of ECL for each stage consider information about past events, current condition as a well as reasonable and supported forecast of future events and economic conditions. Inherent limitations in modelling process and its reliance on previous historical losses required Bank to implement the ECL overlay framework with subjective inputs to adequately cover the current and future losses. In some instances, the inputs and model used for calculating ECLs may not always capture all the obligor characteristic at the time of preparation of financial statements, to reflect this, qualitative adjustments or overlay are used to shore the ECL coverage across the customers.

The most significant assumptions used for ECL estimate as at 31 December 2022 and 31 December 2021 are set out below. The scenarios of base case, upside and downside cases were used for all portfolios keeping in view the following principal macroeconomic variables:

Macroeconomic variables As at 31 December 2022	Scenario	Assigned probabilities	2023	2024	2025	2026
Real Private Consumption (USD bn)	Base	40%	521.28	538.38	550.64	567.38
	Upside	20%	532.70	564.91	593.73	616.87
	Downside	40%	512.98	508.18	524.39	567.69
Government Expenditure (USD bn)	Base	40%	471.09	528.08	578.90	615.28
	Upside	20%	471.38	531.89	591.32	635.12
	Downside	40%	471.12	524.03	558.55	574.01
Real Net Exports (USD bn)	Base	40%	440.56	450.68	487.74	512.61
	Upside	20%	442.24	445.89	463.72	479.04
	Downside	40%	425.40	405.70	428.53	448.06
General government debt to GDP (USD bn)	Base	40%	27.26	25.36	26.38	27.79
	Upside	20%	25.60	21.99	22.88	24.68
	Downside	40%	30.20	35.11	38.89	40.13
Economic Composite Indicator (proxy of GDP)	Base	40%	2.96	0.67	1.63	2.18
	Upside	20%	3.62	1.93	1.79	2.21
	Downside	40%	-0.33	-3.24	2.45	3.74
Employee Compensation (USD bn)	Base	40%	395.46	426.40	445.42	456.79
	Upside	20%	405.02	456.19	476.76	483.68
	Downside	40%	386.45	398.97	401.51	406.50
1-year EIBOR rates (%)	Base	40%	6.02	5.25	4.42	4.00
	Upside	20%	6.05	5.33	4.49	4.05
	Downside	40%	5.31	3.60	3.61	3.96

4 Significant management judgements and estimates (continued)

4.2 Impairment of financial assets (continued)

Measurement of ECL (continued)

Macroeconomic variables As at 31 December 2021	Scenario	Assigned probabilities	2022	2023	2024	2025
Real Private Consumption (USD bn)	Base	40%	464.06	485.07	498.34	505.60
	Upside	20%	496.17	515.93	528.75	534.18
	Downside	40%	405.30	435.15	457.30	470.87
Government Expenditure (USD bn)	Base	40%	481.35	516.65	546.69	579.31
	Upside	20%	529.66	567.80	621.64	680.12
	Downside	40%	421.79	448.57	480.77	526.56
Real Net Exports (USD bn)	Base	40%	430.31	439.40	450.02	462.47
	Upside	20%	460.08	467.36	477.49	488.61
	Downside	40%	375.82	394.19	412.96	430.70
General government debt to GDP (USD bn)	Base	40%	54.88	57.64	61.41	66.47
	Upside	20%	34.27	29.96	27.59	29.10
	Downside	40%	92.00	99.72	107.51	117.24
Economic Composite Indicator (proxy of GDP)	Base	40%	3.21	3.06	2.81	2.54
	Upside	20%	3.59	2.69	2.54	2.12
	Downside	40%	5.46	5.78	4.89	3.96
Employee Compensation (USD bn)	Base	40%	481.34	555.18	624.18	667.35
	Upside	20%	566.76	652.12	725.00	771.76
	Downside	40%	361.30	438.39	515.65	572.89
1-year EIBOR rates (%)	Base	40%	1.76%	3.21%	3.75%	4.08%
	Upside	20%	1.91%	3.25%	3.74%	4.10%
	Downside	40%	-1.43%	1.48%	3.39%	3.97%

Sensitivity analysis

If the macroeconomic variables (listed above) were to change by the base, upside and downside scenarios, the ECL under stage 1 and 2 would change as follows:

Change in ECL due to change in macroeconomic variables	Base	Upside	Downside
Stage 1	-10.73%	-13.44%	+13.59%
Stage 2	-1.18%	-4.01%	+7.56%

Stage 3 ECL is arrived in compliance with Circular 28/2010 and are above the minimum regulatory requirements, with NIL impairment reserve.

4.4 Fair value of financial instruments

The fair value of financial instruments is the price that would be received to sell an asset or paid to transfer a liability in an orderly transaction in the principal (or most advantageous) market at the measurement date under current market conditions (i.e., an exit price) regardless of whether that price is directly observable or estimated using another valuation technique. When the fair values of financial assets and financial liabilities recorded in the statement of financial position cannot be derived from active markets, they are determined using a variety of valuation techniques that include the use of valuation models. The inputs to these models are taken from observable markets where possible, but where this is not feasible, estimation is required in establishing fair values. Judgements and estimates include considerations of liquidity and model inputs related to items such as credit risk (both own and counterparty), funding value adjustments, correlation and volatility.

4 Significant management judgements and estimates (continued)

4.5 Provisions and other contingent liabilities

The Bank operates in a regulatory and legal environment that, by nature, has a heightened element of litigation risk inherent to its operations. As a result, it is involved in various litigation, arbitration and regulatory investigations and proceedings both in UAE and in other jurisdictions, arising in the ordinary course of the Bank's business.

When the Bank can reliably measure the outflow of economic benefits in relation to a specific case and considers such outflows to be probable, the Bank records a provision against the case. Where the probability of outflow is considered to be remote, or probable, but a reliable estimate cannot be made, a contingent liability is disclosed. However, when the Bank is of the opinion that disclosing these estimates on a case-by-case basis would prejudice their outcome, then the Bank does not include detailed, case-specific disclosures in its financial statements. Given the subjectivity and uncertainty of determining the probability and amount of losses, the Bank takes into account a number of factors including legal advice, the stage of the matter and historical evidence from similar incidents. Significant judgement is required to conclude on these estimates.

4.6 Determination of the lease term for lease contracts with renewal and termination options

The Bank determines the lease term as the non-cancellable term of the lease, together with any periods covered by an option to extend the lease if it is reasonably certain to be exercised, or any periods covered by an option to terminate the lease, if it is reasonably certain not to be exercised.

The Bank has several lease contracts that include extension and termination options. The Bank applies judgement in evaluating whether it is reasonably certain whether or not to exercise the option to renew or terminate the lease. That is, it considers all relevant factors that create an economic incentive for it to exercise either the renewal or termination. After the commencement date, the Bank reassesses the lease term if there is a significant event or change in circumstances that is within its control that affects its ability to exercise or not to exercise the option to renew or to terminate (e.g., construction of significant leasehold improvements or significant customisation of the leased asset).

Estimating the incremental borrowing rate

The Bank cannot readily determine the interest rate implicit in the lease, therefore, it uses its incremental borrowing rate (IBR) to measure lease liabilities. The IBR is the rate of interest that the Bank would have to pay to borrow over a similar term, and with a similar security, the funds necessary to obtain an asset of a similar value to the right-of-use asset in a similar economic environment. The IBR therefore reflects what the Bank 'would have to pay', which requires estimation when no observable rates are available or when they need to be adjusted to reflect the terms and conditions of the lease. The Bank estimates the IBR using observable inputs (such as market interest rates) when available and is required to make certain entity-specific adjustments (such as credit rating, or to reflect the terms and conditions of the lease).

5 Cash and balances with UAE central bank

	2022 AED'000	2021 AED'000
Cash on hand	44,809	56,424
Balances with UAE Central bank:		
- Statutory and other deposits with UAE Central Bank*	312,780	653,141
- Overnight Deposit Facility and Certificate of Deposits	850,000	1,300,000
	<u>1,207,589</u>	<u>2,009,565</u>

* includes statutory reserve requirement of AED 257,665 thousand (2021: AED 266,843 thousand)

The reserve requirements which are kept with the UAE Central Bank is not available to finance the day to day operations of the Bank. The UAE Central Bank balances are high grade in nature.

6 Due from banks

	2022 AED'000	2021 AED'000
Demand deposits	302,837	228,735
Term deposits	-	150,000
	302,837	378,735

The Bank holds a stage 1 expected credit loss allowance of AED 65 thousand (2021: AED 134 thousand) on its due from bank balances.

Due from banks includes AED 292,803 thousand (2021: AED 137,268 thousand) placed with foreign banks outside the UAE. Nil margin (2021: AED 119,778 thousand) is held with other banks for derivative transactions.

Gross amounts of due from banks by geographical area:

	2022 AED'000	2021 AED'000
Within UAE	10,034	241,467
Within GCCs	33,191	4,488
Other countries	259,612	132,780
	302,837	378,735

An analysis of due from banks based on external credit ratings is as follows:

	2022 AED'000	2021 AED'000
AA-	369	16,786
A+	1,887	3,379
A	104,028	129,514
A-	14,818	31,235
BBB+	179,571	195,906
BBB- and below	2,164	1,915
	302,837	378,735

Grading of gross balances of due from banks along with stages

	<i>Stage 1</i> <i>AED'000</i>	<i>Stage 2</i> <i>AED'000</i>	<i>Stage 3</i> <i>AED'000</i>	<i>Total</i> <i>AED'000</i>
High	121,102	-	-	121,102
Standard	181,735	-	-	181,735
As at 31 December 2022	302,837	-	-	302,837
	<i>Stage 1</i> <i>AED'000</i>	<i>Stage 2</i> <i>AED'000</i>	<i>Stage 3</i> <i>AED'000</i>	<i>Total</i> <i>AED'000</i>
High	180,915	-	-	180,915
Standard	197,820	-	-	197,820
As at 31 December 2022	378,735	-	-	378,735

7 Loans and advances and Islamic financing receivables

The composition of loans and advances and Islamic financing receivables portfolio is as follows:

	2022 AED'000	2021 AED'000
(a) By type:		
Overdrafts	1,134,946	1,076,137
Loans (medium and short term)*	6,480,812	7,091,709
Loans against trust receipts	440,195	499,278
Bills discounted	124,604	153,962
Other cash advances	27,302	42,785
Bills drawn under letters of credit	31,776	49,871
	<u>8,239,635</u>	<u>8,913,742</u>
Gross amount of loans and advances and Islamic financing receivables	8,239,635	8,913,742
Less: Provision for impairment on loans and advances and Islamic financing receivables	(635,335)	(700,392)
	<u>7,604,300</u>	<u>8,213,350</u>

* Includes retail loans of AED 1,341,125 thousand (2021: AED 1,670,052 thousand)

	2022 AED'000	2021 AED'000
(b) By economic sector:		
Government and public sector	878,627	607,304
Trade	905,813	1,383,574
Personal loans (retail and HNIs)	3,035,354	3,269,399
Manufacturing	575,468	719,674
Construction	324,937	447,935
Services	1,027,820	852,211
Financial institutions	1,273,799	1,412,858
Transport and communication	201,737	215,882
Others	16,080	4,905
	<u>8,239,635</u>	<u>8,913,742</u>
Gross amount of loans and advances and Islamic financing receivables	8,239,635	8,913,742

Islamic financing gross receivables amount to AED 426,824 thousand (2021: AED 452,541 thousand) recognized through the Bank's Shari'a - compliant Islamic window.

At 31 December 2022, the gross amount of loans and advances and Islamic financing receivables, individually determined to be impaired, before deducting any individually assessed impairment allowance amounted to AED 673,806 thousand (2021: AED 1,034,082 thousand).

Grading of gross balances of loans and advances and Islamic financing receivables along with stages

	Stage 1 AED'000	Stage 2 AED'000	Stage 3 AED'000	Total AED'000
High	20,296	-	-	20,296
Standard	6,909,077	423,000	-	7,332,077
Watch list	-	213,456	-	213,456
Default	-	-	673,806	673,806
	<u>6,929,373</u>	<u>636,456</u>	<u>673,806</u>	<u>8,239,635</u>
Total gross carrying amount	6,929,373	636,456	673,806	8,239,635
Expected credit loss	(93,109)	(245,401)	(296,825)	(635,335)
	<u>6,836,264</u>	<u>391,055</u>	<u>376,981</u>	<u>7,604,300</u>
As at 31 December 2022	<u>6,836,264</u>	<u>391,055</u>	<u>376,981</u>	<u>7,604,300</u>

7 Loans and advances and Islamic financing receivables
Grading of gross balances of loans and advances and Islamic financing receivables along with stages (continued)

	<i>Stage 1</i> <i>AED'000</i>	<i>Stage 2</i> <i>AED'000</i>	<i>Stage 3</i> <i>AED'000</i>	<i>Total</i> <i>AED'000</i>
High	13,164	-	-	13,164
Standard	7,249,619	492,098	-	7,741,717
Watch list	-	124,779	-	124,779
Default	-	-	1,034,082	1,034,082
Total gross carrying amount	7,262,783	616,877	1,034,082	8,913,742
Expected credit loss	(85,065)	(175,051)	(440,276)	(700,392)
As at 31 December 2021	<u>7,177,718</u>	<u>441,826</u>	<u>593,806</u>	<u>8,213,350</u>

Movement in the gross balances of loans and advances and Islamic financing receivables

	<i>Stage 1</i> <i>AED'000</i>	<i>Stage 2</i> <i>AED'000</i>	<i>Stage 3</i> <i>AED'000</i>	<i>Total</i> <i>AED'000</i>
Gross carrying amount as at 31 December 2021	7,262,783	616,877	1,034,082	8,913,742
Net of new assets originated or purchased	(211,969)	(166,841)	(97,975)	(476,785)
Write-offs	-	-	(197,322)	(197,322)
Transferred from Stage 1	(193,044)	157,404	35,640	-
Transferred from Stage 2	40,063	(158,079)	118,016	-
Transferred from Stage 3	31,540	187,095	(218,635)	-
As at 31 December 2022	<u>6,929,373</u>	<u>636,456</u>	<u>673,806</u>	<u>8,239,635</u>

	<i>Stage 1</i> <i>AED'000</i>	<i>Stage 2</i> <i>AED'000</i>	<i>Stage 3</i> <i>AED'000</i>	<i>Total</i> <i>AED'000</i>
Gross carrying amount as at 31 December 2020	7,468,060	1,523,926	1,499,636	10,491,622
Net of new assets originated or purchased	(194,310)	(243,833)	(205,307)	(643,450)
Write-offs	-	-	(934,430)	(934,430)
Transferred from Stage 1	(326,591)	291,710	34,881	-
Transferred from Stage 2	315,624	(954,926)	639,302	-
Transferred from Stage 3	-	-	-	-
As at 31 December 2021	<u>7,262,783</u>	<u>616,877</u>	<u>1,034,082</u>	<u>8,913,742</u>

Movement in provision for impairment of loans and advances and Islamic financing receivables

	<i>Stage 1</i> <i>AED'000</i>	<i>Stage 2</i> <i>AED'000</i>	<i>Stage 3</i> <i>AED'000</i>	<i>Total</i> <i>AED'000</i>
Balance as at 31 December 2021	85,065	175,051	440,276	700,392
<i>Changes due to provisions recognized in the opening balance that have:</i>				
Transferred from 12 month ECL	(21,056)	21,056	-	-
Transferred from lifetime ECL not credit impaired	440	(440)	-	-
Transferred from lifetime ECL credit-impaired	43	47,330	(47,373)	-
Transferred to lifetime ECL credit-impaired on commitments and contingent liabilities (Note 25)	-	-	50	50
Charge to income statement (Note 21)	28,617	2,404	101,194	132,215
Write-offs	-	-	(197,322)	(197,322)
As at 31 December 2022	<u>93,109</u>	<u>245,401</u>	<u>296,825</u>	<u>635,335</u>

7 Loans and advances and Islamic financing receivables (continued)

Movement in provision for impairment of loans and advances and Islamic financing receivables (continued)

	<i>Stage 1</i> <i>AED '000</i>	<i>Stage 2</i> <i>AED '000</i>	<i>Stage 3</i> <i>AED '000</i>	<i>Total</i> <i>AED '000</i>
Balance as at 31 December 2020	87,398	294,841	1,095,743	1,477,982
<i>Changes due to provisions recognized in the opening balance that have:</i>				
Transferred to 12 month ECL	2,907	(2,907)	-	-
Transferred to lifetime ECL not credit impaired	(26,076)	26,076	-	-
Transferred to lifetime ECL credit-impaired	-	(204,477)	204,477	-
Transferred to lifetime ECL credit-impaired on commitments and contingent liabilities (Note 25)	-	-	10,960	10,960
Charge to income statement (Note 21)	20,836	61,518	63,526	145,880
Write-offs	-	-	(934,430)	(934,430)
As at 31 December 2021	<u>85,065</u>	<u>175,051</u>	<u>440,276</u>	<u>700,392</u>

Sector wise analysis of impaired loans and advances and Islamic financing receivables in the default category and related provisions is as follows:

	<u>2022</u>		<u>2021</u>	
	<i>Gross exposure</i> <i>AED '000</i>	<i>Impairment provision</i> <i>AED '000</i>	<i>Gross exposure</i> <i>AED '000</i>	<i>Impairment provision</i> <i>AED '000</i>
By economic sector				
Trade	104,486	78,857	305,688	130,797
Personal loans (retail and HNIs)	335,143	92,542	411,153	160,003
Manufacturing	143,158	75,265	166,749	56,319
Construction	3,081	619	6,207	10,783
Services	8,919	2,308	65,266	34,365
Financial institutions	79,019	47,234	79,019	48,009
Total	<u>673,806</u>	<u>296,825</u>	<u>1,034,082</u>	<u>440,276</u>

For the year ended 31 December 2022 onwards, the Bank has excluded Interest in Suspense from its Gross Loans and advances and Islamic financing receivables & corresponding provisions thereon. Accordingly, the comparative numbers for FY 2021 have been amended to that effect.

The fair value of collateral that the Bank holds relating to loans to corporate and retail customers individually determined to be impaired at 31 December 2022 amounts to AED 462,040 thousand (2021: AED 616,412 thousand). The collateral consists of cash, securities, charges over real estate properties, vehicles, plant and machinery, inventory, trade receivables, and guarantees from parent companies for loans to their subsidiaries or other Bank companies.

8 Investments and Islamic instruments

	31 Dec 2022			31 Dec 2021		
	Quoted AED'000	Unquoted AED'000	Total AED'000	Quoted AED'000	Unquoted AED'000	Total AED'000
Debt:						
<i>FVOCI</i>						
Local	1,908,114	-	1,908,114	2,314,568	-	2,314,568
Overseas	1,151,576	-	1,151,576	1,106,020	-	1,106,020
<i>Amortised Cost</i>						
Local	581,361	-	581,361	-	-	-
Overseas	248,013	-	248,013	111,176	-	111,176
Total debt securities	3,889,064	-	3,889,064	3,531,764	-	3,531,764
Equity:						
<i>FVOCI</i>						
Local	-	466	466	-	467	467
Overseas	112	76	188	152	76	228
Total equities	112	542	654	152	543	695
Total investments	3,889,176	542	3,889,718	3,531,916	543	3,532,459
ECL on investments held at amortised cost			(2,242)			(2,242)
Net investments			3,887,476			3,530,217

The Bank holds a stage 1 ECL allowance on its investment securities classified under FVOCI amounting to AED 29,260 thousand as at 31 December 2022 (31 December 2021: AED 23,260 thousand).

Included in the above are investment securities amounting to AED 1,144,033 thousand (2021: AED 816,437 thousand) secured under repurchase agreement with the lenders. The Banks holds an ECL allowance of AED 1,931 thousand (2021: AED 3,155 thousand) on these investment securities secured under repurchase agreements.

Grading of gross balances of investment securities (FVOCI and Amortised Cost) along with stages:

	Stage 1 AED'000	Stage 2 AED'000	Stage 3 AED'000	Total AED'000
High	1,940,590	-	-	1,940,590
Standard	1,948,474	-	-	1,948,474
Total gross carrying amount	3,889,064	-	-	3,889,064
Expected credit loss	(31,502)	-	-	(31,502)
As at 31 December 2022	3,857,562	-	-	3,857,562

8 Investments and Islamic instruments (continued)
Grading of gross balances of investment securities (FVOCI and Amortised Cost) along with stages: (continued)

	<i>Stage 1</i> <i>AED'000</i>	<i>Stage 2</i> <i>AED'000</i>	<i>Stage 3</i> <i>AED'000</i>	<i>Total</i> <i>AED'000</i>
High	1,703,378	-	-	1,703,378
Standard	1,828,386	-	-	1,828,386
Total gross carrying amount	3,531,764	-	-	3,531,764
Expected credit loss	(25,502)	-	-	(25,502)
As at 31 December 2021	<u>3,506,262</u>	<u>-</u>	<u>-</u>	<u>3,506,262</u>

Movement in the provision for impairment of investment securities (FVOCI and Amortised Cost):

	<i>Stage 1</i> <i>AED'000</i>	<i>Stage 2</i> <i>AED'000</i>	<i>Stage 3</i> <i>AED'000</i>	<i>Total</i> <i>AED'000</i>
Balance as at 31 December 2021	25,502	-	-	25,502
Charge to income statement (Note 21)	6,000	-	-	6,000
As at 31 December 2022	<u>31,502</u>	<u>-</u>	<u>-</u>	<u>31,502</u>
	<i>Stage 1</i> <i>AED'000</i>	<i>Stage 2</i> <i>AED'000</i>	<i>Stage 3</i> <i>AED'000</i>	<i>Total</i> <i>AED'000</i>
Balance as at 31 December 2020	19,758	-	-	19,758
Charge to income statement (Note 21)	5,744	-	-	5,744
As at 31 December 2021	<u>25,502</u>	<u>-</u>	<u>-</u>	<u>25,502</u>

An analysis of the investment based on external credit ratings is as follows:

As at 31 December 2022	Debt securities AED'000	Other investments AED'000	Total AED'000
AA	1,222,757	-	1,222,757
AA-	276,634	-	276,634
A	441,199	-	441,199
A-	-	112	112
BBB+	60,020	-	60,020
BBB	32,759	-	32,759
BBB- and below	1,587,914	-	1,587,914
Unrated	267,781	542	268,323
Total investments	<u>3,889,064</u>	<u>654</u>	<u>3,889,718</u>
Expected credit loss	(2,242)	-	(2,242)
Net investments	<u>3,886,822</u>	<u>654</u>	<u>3,887,476</u>

8 Investments and Islamic instruments (continued)

As at 31 December 2021	Debt securities AED'000	Other investments AED'000	Total AED'000
AA	896,947	-	896,947
AA-	301,764	-	301,764
A	504,668	-	504,668
A-	-	152	152
BBB+	25,805	-	25,805
BBB	35,308	-	35,308
BBB- and below	1,360,352	-	1,360,352
Unrated	406,920	543	407,463
Total investments	3,531,764	695	3,532,459
Expected credit loss	(2,242)	-	(2,242)
Net investments	3,529,522	695	3,530,217

9 Property, equipment and capital work-in-progress

	<i>Freehold land and buildings AED'000</i>	<i>Motor vehicles, leasehold improvements, furniture, fixtures and equipment AED'000</i>	<i>Capital work-in- progress AED'000</i>	<i>Total AED'000</i>
Cost or valuation:				
At 1 January 2022	420,661	300,021	108,649	829,331
Additions	-	68	12,794	12,862
Transfers	-	22,943	(22,943)	-
Write-offs	-	-	-	-
Disposals	-	-	-	-
At 31 December 2022	420,661	323,032	98,500	842,193
Accumulated depreciation:				
At 1 January 2022	26,054	254,243	-	280,297
Charge for the year	3,293	15,144	-	18,437
Write-offs	-	-	-	-
Disposals	-	-	-	-
At 31 December 2022	29,347	269,387	-	298,734
Impairment on properties	(171,234)	-	(76,529)	(247,763)
Net Carrying Value as at 31 December 2022	220,080	53,645	21,971	295,696

9 Property, equipment and capital work-in-progress (continued)

	<i>Freehold land and buildings AED '000</i>	<i>Motor vehicles, leasehold improvements, furniture, fixtures and equipment AED '000</i>	<i>Capital work-in- progress AED '000</i>	<i>Total AED '000</i>
Cost or valuation:				
At 1 January 2021	432,362	293,616	112,383	838,361
Additions	-	29	12,642	12,671
Transfers	-	6,376	(6,376)	-
Write-offs	(3,170)	-	-	(3,170)
Disposals	(8,531)	-	-	(8,531)
Other movements	-	-	(10,000)	(10,000)
At 31 December 2021	420,661	300,021	108,649	829,331
Accumulated depreciation:				
At 1 January 2021	27,137	237,671	-	264,808
Charge for the year	3,433	16,572	-	20,005
Write-offs	(581)	-	-	(581)
Disposals	(3,935)	-	-	(3,935)
At 31 December 2021	26,054	254,243	-	280,297
Impairment on properties	(169,234)	-	(76,529)	(245,763)
Net Carrying Value as at 31 December 2021	225,373	45,778	32,120	303,271

The cost of freehold land included above is AED 338,368 thousand (2021: AED 338,368 thousand).

During 2022, additions to capital work in progress relate to expenditure incurred in connection with the purchase of property and equipment amounting to AED 12,794 thousand (2021: AED 12,642 thousand). Upon completion of associated projects, AED 22,943 thousand (2021: AED 6,376 thousand) was transferred to 'motor vehicles, leasehold improvements, furniture, fixtures and equipment' whilst Nil was (2021: Nil) was written-off.

During 2022, the Bank wrote-off computer software with a net carrying value of Nil (2021: Nil).

Included in Property, equipment and capital work-in-progress are plots of land with gross carrying values of AED 422,400 thousand (2021: AED 422,400 thousand). Management has completed the assessment of the carrying values of these plots of land and has accordingly recognised an impairment of AED 2,000 thousand during 2022 (2021: AED Nil).

Intangible assets relating to computer software are included within equipment with a net carrying value of AED 12,892 thousand (2021: AED 18,833 thousand).

Description of the valuation techniques used and key inputs to valuation of properties is as follows:

	Valuation technique	Significant unobservable inputs
Plot 1	DRC method (refer below)	Sales rate per sq ft on gross floor area (GFA) amended to incorporate negotiation, size and time adjustment for transactions
Plot 2	Sales Comparison method (refer below)	Negotiation adjustment of 15% has been applied to the current asking price for similar land parcels

Depreciated Replacement Costs ("DRC") method

The DRC method is based on the market value of the current use of the land in addition to the current gross replacement costs of improvements less allowances for physical deterioration and all relevant forms of obsolescence and optimization.

Sales comparison method

This method involves analysing sales and asking prices of similar plots of land and comparing these to the property owned.

10 Other assets

	2022 AED'000	2021 AED'000
Interest receivable	97,585	60,243
Positive fair value of derivatives (Note 24)	84,786	16,054
Acceptances	356,795	390,030
Prepayments and other assets	173,513	116,954
Right-of-use assets (Note 27)	-	4,886
Assets repossessed in settlement of debts (refer below)	69,910	156,737
	<u>782,589</u>	<u>744,904</u>

The Bank's portfolio of assets (net) repossessed in settlement of debts amounted to AED 69,910 thousand (2021: AED 156,737 thousand). During 2022, the Bank recognised a gain on sale of AED 48,018 thousand (2021: AED 5,945 thousand) on its properties which had a net carrying value of AED 100,507 thousand (2021: AED 8,162 thousand) at the time of sale. The management completed an assessment of the carrying values of the remaining properties in 2022 and has accordingly recognised AED 2,286 thousand impairment (2021: AED 4,831 thousand) for the year.

Grading of credit exposure for financial assets which are part of other assets along with stages is shown below:

Other assets	<i>Stage 1</i> AED'000	<i>Stage 2</i> AED'000	<i>Stage 3</i> AED'000	<i>Total</i> AED'000
High	9,707	-	-	9,707
Standard	689,707	6,227	-	695,934
Watch list	-	1,213	-	1,213
As at 31 December 2022	<u>699,414</u>	<u>7,440</u>	<u>-</u>	<u>706,854</u>

Other assets	<i>Stage 1</i> AED'000	<i>Stage 2</i> AED'000	<i>Stage 3</i> AED'000	<i>Total</i> AED'000
High	10,588	-	-	10,588
Standard	533,167	22,184	-	555,351
Watch list	-	7,801	-	7,801
As at 31 December 2021	<u>543,755</u>	<u>29,985</u>	<u>-</u>	<u>573,740</u>

11 Due to banks

	2022 AED'000	2021 AED'000
Demand deposits	56,794	5,525
Term deposits	3,215,649	2,405,463
	<u>3,272,443</u>	<u>2,410,988</u>

Term deposits include borrowings through repurchase agreements of AED 1,038,860 thousand (2021: AED 709,245 thousand). Demand deposits include AED 52,305 thousand (2021: AED Nil) held as margin for derivative transactions.

11 Due to banks (continued)

	2022 AED'000	2021 AED'000
Gross amounts due to banks by geographical area		
Within U.A.E.	680,175	888,268
Within GCC	2,659	4,516
Other countries	2,589,609	1,518,204
	<u>3,272,443</u>	<u>2,410,988</u>

12 Customers' deposits and Islamic customer deposits

	2022 AED'000	2021 AED'000
Term deposits	5,493,952	7,304,064
Current accounts	2,915,492	2,819,597
Call and saving accounts	159,143	282,764
	<u>8,568,587</u>	<u>10,406,425</u>

Customer' deposits include Islamic customer deposits amounting to AED 1,755,365 thousand (2021: AED 2,299,713 thousand) undertaken through the Bank's Shari'a - compliant Islamic window.

13 Other liabilities

	2022 AED'000	2021 AED'000
Acceptances	356,795	390,030
Interest payable	105,456	79,384
Negative fair value of derivatives (Note 24)	10,066	116,664
ECL on off-balance sheet exposures and due from banks	87,983	100,722
Staff related provisions	17,246	19,223
Accrued expenses	53,284	33,534
Un-presented cheques	44,842	36,435
Lease liability (Note 27)	1,181	6,164
Others	63,268	68,581
	<u>740,121</u>	<u>850,737</u>
	2022 AED'000	2021 AED'000
Staff related provisions		
The aggregate employee entitlement liability comprises:		
Employees' end of service benefits	17,246	18,805
Other liabilities	-	418
	<u>17,246</u>	<u>19,223</u>

13 Other liabilities (continued)

In accordance with UAE labour law, the Bank provides for end of service benefit for its expatriate employees. Movements in the liability recognised in the statement of financial position in respect of end of service benefits are as follows:

	2022	2021
	AED'000	AED'000
Liability as at 1 January	18,805	16,394
Expense recognised in the statement of income	4,976	5,065
End of service benefits paid	(6,535)	(2,654)
Liability as at 31 December	<u>17,246</u>	<u>18,805</u>

14 Share capital and reserves*a) Share capital*

The authorised paid up share capital of the Bank is 2,750,067,532 (2021: 2,750,067,532) shares of AED 1 each. The issued and fully paid up share capital of the Bank comprises 2,062,550,649 (2021: 2,062,550,649) shares of AED 1 each. See Note 22 for details.

b) Special reserve

Decretal Federal Law No. (14) of 2018 concerning the Central Bank, the Monetary System and Organisation of Banking requires that 10% of the net profit is transferred to a non-distributable special reserve until this reserve equals 50% of the paid up share capital. This reserve has been a balance of AED 22,491 thousand as of 31 December 2022.

c) Statutory reserve

UAE Federal Law No.(2) of 2015 and the Articles of Association of the Bank, require that 10% of the net profit is transferred to a non-distributable statutory reserve until this reserve equals 50% of the paid up share capital. This reserve has a balance of AED 51,415 thousand as of 31 December 2022.

d) General reserve

The general reserve may be utilised for any purpose to be determined by a resolution of the shareholders of the bank at an ordinary general meeting, on the recommendation of the Board of Directors. This reserve has a balance of AED 9,311 thousand as of 31 December 2022.

e) Dividends

The directors do not propose any cash dividend for the year ended 31 December 2022 (2021: Nil).

f) Cumulative changes in fair value

Cumulative changes in fair value reserve includes the net change in fair value of FVOCI assets and the net effective portion of changes in fair value of cash flow hedges (if any). This reserve has a balance of AED (153,621) thousand as of 31 December 2022.

15 Interest income and income from Islamic financing products

	2022 AED'000	2021 AED'000
Loans and advances and Islamic financing products	362,088	340,560
Money market and interbank transactions	80,069	10,223
Debt investments securities and profit on Sukuk's	142,327	127,332
	<u>584,484</u>	<u>478,115</u>

16 Interest expense and distribution to depositors

	2022 AED'000	2021 AED'000
Customer deposits	149,044	131,239
Interbank transactions	113,873	69,066
	<u>262,917</u>	<u>200,305</u>

17 Net fees and commission income

	2022 AED'000	2021 AED'000
Fees on letters of credit and acceptances	10,396	12,218
Fees on guarantees	24,768	20,006
Fees on loans and advances	20,534	21,854
Commission expense	(8,621)	(7,015)
	<u>47,077</u>	<u>47,063</u>

18 Foreign exchange income

Foreign exchange income comprises mainly of net gains of AED 14,046 thousand (2021: AED 13,089 thousand) arising from trading in foreign currencies.

19 Other operating income

	2022 AED'000	2021 AED'000
(Loss) / Gain on sale of FVOCI investments	(173)	40,775
Charges recovered from customers	18,348	20,021
Income from collections	1,735	2,459
Others	92,905	42,683
	<u>112,815</u>	<u>105,938</u>

20 Other operating expenses

	2022 AED'000	2021 AED'000
Occupancy and maintenance costs	41,658	36,452
Legal and professional fees	18,073	17,565
Other administrative expenses	22,584	21,656
Write-off of property and equipment (Note 9)	-	2,589
	<u>82,315</u>	<u>78,262</u>

21 Net impairment losses

Provision for credit losses recognised in the statement of income is as follows

	2022 AED'000	2021 AED'000
Net impairment of financial assets on:		
Loans and advances and Islamic financing receivables (Note 7)	133,643	150,180
Contingent liabilities (Note 25)	(12,614)	(870)
Due from banks (Note 6)	(69)	22
Investments and Islamic instruments (Note 8)	6,000	5,744
Net impairment of non-financial assets on:		
Property, equipment and capital work-in-progress (Note 9)	2,000	-
Other assets (Note 10)	2,286	4,831
Recovery on bad debts written off	(36,984)	(24,180)
Net impairment losses	<u>94,262</u>	<u>135,727</u>

22 Earnings per share

Basic earnings per share is calculated by dividing the profit or loss attributable to ordinary shareholders of the Bank by the weighted average number of ordinary shares outstanding during the year. The calculations are as follows:

	2022 AED'000	2021 AED'000
Net profit for the year	<u>154,721</u>	<u>70,191</u>
<i>Weighted average number of ordinary shares:</i>		
Weighted average number of shares of AED 1 each outstanding for the year	<u>2,062,550,649</u>	<u>2,062,550,649</u>
Basic and diluted earnings per share	<u>AED 0.08</u>	<u>AED 0.03</u>

The diluted earnings per share are the same as Basic earnings per share as the Bank has not issued any instruments which would have a dilutive impact on earnings per share if or when exercised.

23 Related party transactions

The Bank carries out transactions in the ordinary course of business with related parties, defined as shareholders who have a significant equity interest in the Bank, directors of the Bank, key management personnel of the Bank and companies over which such shareholders and directors exercise control or significant influence either directly or indirectly. The significant balances outstanding at 31 December are as follows:

	2022 AED'000	2021 AED'000
<i><u>Shareholders:</u></i>		
Due from banks	118	94
Due to other banks	2,659	3,454
Commitments and contingencies	4,570	4,000
<i><u>Directors:</u></i>		
Loans and advances	15,809	11,045
Customers' deposits	16,122	7,151
Commitments and contingencies	45	45
<i><u>Other related entities of shareholders and directors:</u></i>		
Loans and advances	159,397	171,989
Due from banks	10	13
Due to other banks	1,786	273
Customers' deposits	191,005	235,035
Commitments and contingencies	85,320	76,020
<i><u>Key management personnel of the Bank:</u></i>		
Loans and advances	809	2,132
Customers' deposits	4,861	4,312
<i><u>Shareholders, directors and their related entities and key management personnel:</u></i>		
Accrued interest income	834	221
Accrued interest expense	735	899
ECL (release from) / charge to income statement	(2,127)	1,423

23 Related party transactions (continued)

The income, expenses, purchase and sale of investments in respect of related parties during the year included in the statement of income are as follows:

	2022 AED'000	2021 AED'000
<i>Shareholders, directors and their related entities</i>		
Interest income	13,280	9,681
Interest expense	1,505	783
Professional fees	2,545	3,000
Loss from sale of investments	-	(4,078)
Sale proceeds from investments	-	66,105

	2022 AED'000	2021 AED'000
<i>Director's remuneration and meeting attendance fees</i>		
	6,790	1,019

	2022 AED'000	2021 AED'000
<i>Key management personnel</i>		
Number of key management personnel	14	14
Salaries and other short term benefits	17,778	17,478
Employees' end of service benefits	373	1,429
Total compensation to key management personnel	18,151	18,907

	2022 AED'000	2021 AED'000
<i>Key management personnel</i>		
Interest income	20	66
Interest expense	13	-

Terms and conditions of transactions with related parties

The above mentioned outstanding balances and transactions arose from the ordinary course of business and have been conducted on an arm's length. The interest charged to, and by, related parties is at normal commercial rates.

The related parties exposures have been secured against collateral amounting to AED 126,639 thousand (2021: AED 127,088 thousand).

For the year ended 31 December 2022, the Bank has not recorded any stage 3 impairment on amounts owed by related parties (2021: Nil).

The Bank has leased office space in various premises owned by a related party. The property rentals less associated expenses for the year amounted to AED 1,874 thousand (2021: AED 1,916 thousand). The property rentals are negotiated each year at market rates.

23 Related party transactions (continued)
Movement in the gross balances of all related party loans and advances:

	<i>Stage 1</i> <i>AED'000</i>	<i>Stage 2</i> <i>AED'000</i>	<i>Stage 3</i> <i>AED'000</i>	<i>Total</i> <i>AED'000</i>
Gross carrying amount				
As at 31 December 2021	123,811	61,355	-	185,166
Net of new assets originated or purchased	(4,779)	(4,372)	-	(9,151)
As at 31 December 2022	119,032	56,983	-	176,015
	<i>Stage 1</i> <i>AED'000</i>	<i>Stage 2</i> <i>AED'000</i>	<i>Stage 3</i> <i>AED'000</i>	<i>Total</i> <i>AED'000</i>
Gross carrying amount				
As at 31 December 2020	167,743	23,071	-	190,814
Net new assets originated or purchased	(5,265)	(383)	-	(5,648)
Transferred from Stage 1	(40,505)	40,505	-	-
Transferred from Stage 2	1,838	(1,838)	-	-
As at 31 December 2021	123,811	61,355	-	185,166

Movement in provision for impairment of related party loans and advances:

	<i>Stage 1</i> <i>AED'000</i>	<i>Stage 2</i> <i>AED'000</i>	<i>Stage 3</i> <i>AED'000</i>	<i>Total</i> <i>AED'000</i>
Balance as at 31 December 2021	1,795	3,600	-	5,395
Release to income statement	(844)	(1,283)	-	(2,127)
As at 31 December 2022	951	2,317	-	3,268
	<i>Stage 1</i> <i>AED'000</i>	<i>Stage 2</i> <i>AED'000</i>	<i>Stage 3</i> <i>AED'000</i>	<i>Total</i> <i>AED'000</i>
Balance as at 31 December 2020	2,118	1,854	-	3,972
<i>Changes due to provisions recognized in the opening balance that have:</i>				
Transferred from 12 months ECL	120	(120)	-	-
Charge to income statement	(443)	1,866	-	1,423
As at 31 December 2021	1,795	3,600	-	5,395

24 Derivatives

In the ordinary course of business the Bank enters into various types of transactions that involve derivative financial instruments. A derivative financial instrument is a financial contract between two parties where payments are dependent upon movements in price in one or more underlying financial instrument, reference rate or index. Derivative financial instruments include forwards and swaps.

24 Derivatives (continued)

24.1 Derivative product types

a) *Forward Contracts*

Forward contracts are contractual agreements to buy or sell a specified financial instrument at a specific price and date in the future. Forwards are customised contracts transacted in the over-the-counter market. The Bank has credit exposure to the counterparties of forward contracts.

b) *Options*

Options are contractual agreements that convey the right, but not the obligation, for the purchaser either to buy or sell a specific amount of a financial instrument at a fixed price, either at a fixed future date or at any time within a specified period.

c) *Swaps*

Swaps are contractual agreements between two parties to exchange streams of payments over time based on specified notional amounts, in relation to movements in a specified underlying index such as an interest rate, foreign currency rate or equity index.

Interest rate swaps relate to contracts taken out by the Bank with other financial institutions in which the Bank either receives or pays a floating rate of interest in return for paying or receiving, respectively, a fixed rate of interest. The payment flows are usually netted against each other, with the difference being paid by one party to the other.

In a currency swap, the Bank pays a specified amount in one currency and receives a specified amount in another currency. Currency swaps are mostly gross-settled.

24.2 Purpose of derivatives

The Bank is a party to derivative instruments in the normal course of meeting the needs of the Bank's customers. In addition, as part of its risk management activity, the Bank uses these derivative instruments for hedging purposes in order to reduce its own exposure to current and expected risks. This is achieved by hedging specific transactions as well as strategic hedging against overall balance sheet exposures.

Derivatives often involve at their inception only a mutual exchange of promises with little or no transfer of consideration. However, these instruments frequently involve a high degree of leverage and are very volatile. A relatively small movement in the value of the asset, rate or index underlying a derivative contract may have a significant impact on the profit or loss of the Bank.

Over-the-counter derivatives may expose the Bank to the risks associated with the absence of an exchange market on which to close out an open position.

The derivatives are recorded at fair value by using the published price quotations in an active market or counterparty prices or valuation techniques using a valuation model that has been tested against the prices actual market transactions and the Bank's best estimate of the most appropriate model inputs (Note 26).

The tables below show the fair values of derivative financial instruments for risk management and hedging purposes, recorded as Other Assets and Other Liabilities, together with their notional amounts. The notional amount is the amount of a derivative's underlying asset, reference rate or index and is the basis upon which changes in the value of derivatives are measured. The notional amounts indicate the volume of transactions outstanding at the year end and are neither indicative of the market risk nor credit risk.

24 Derivatives (continued)
24.2 Purpose of derivatives (continued)
24.2.1 Derivatives held for risk management

31 December 2022	Positive fair value AED'000	Negative fair value AED'000	Notional amount AED'000	Notional amounts by term to maturity			
				Within 3 months AED'000	3-12 months AED'000	1-5 years AED'000	Over 5 years AED'000
Forward contracts	2,757	(3,063)	2,854,673	1,969,009	871,126	14,538	-
Interest rate swaps	7,003	(7,003)	885,988	-	209,988	676,000	-
	<u>9,760</u>	<u>(10,066)</u>	<u>3,740,661</u>	<u>1,969,009</u>	<u>1,081,114</u>	<u>690,538</u>	<u>-</u>

31 December 2021	Positive fair value AED'000	Negative fair value AED'000	Notional amount AED'000	Notional amounts by term to maturity			
				Within 3 months AED'000	3-12 months AED'000	1-5 years AED'000	Over 5 years AED'000
Forward contracts	10,600	(1,710)	2,170,134	758,524	907,270	504,340	-
Interest rate swaps	5,454	(5,455)	1,082,415	-	-	482,415	600,000
	<u>16,054</u>	<u>(7,165)</u>	<u>3,252,549</u>	<u>758,524</u>	<u>907,270</u>	<u>986,755</u>	<u>600,000</u>

Fair value hedges of interest rate risk

The Bank uses interest rate swaps to hedge its exposure to changes in fair values of fixed-rate investments in respect of a benchmark interest rate. Interest rate swaps are matched to specific purchases of investments.

The Bank hedges interest rate risk only to the extent of benchmark interest rates. The benchmark rate is a component of interest rate risk that is observable in relevant environments. Hedge accounting is applied where economic hedge relationships meet the hedge accounting criteria.

When fair value hedge accounting is applied by the Bank, the Bank assesses whether the derivative designated in each hedging relationship is expected to be and has been highly effective in offsetting changes in fair value of the hedged item using regression analysis. The assessment is based on an evaluation of the quantitative measures of the regression results.

The fair value of the swaps is disclosed in other assets (liabilities) and the carrying amount of the hedged items included in the line item 'Investments' in the statement of financial position. Fair value gains on derivatives held in qualifying fair value hedging relationships and the hedging gain or loss on the hedged items are included in other operating income.

At 31 December 2022, the Bank held the following interest rate swaps as hedging instruments in fair value hedges of interest risk, along with amounts relating to hedged items.

31 December 2022	Positive fair value AED'000	Negative fair value AED'000	Notional amount AED'000	Notional amounts by term to maturity			
				Within 3 months AED'000	3-12 months AED'000	1-5 years AED'000	Over 5 years AED'000
Hedge of investments	<u>75,026</u>	<u>-</u>	<u>1,792,660</u>	<u>-</u>	<u>130,956</u>	<u>1,223,903</u>	<u>437,801</u>

31 December 2021	Positive fair value AED'000	Negative fair value AED'000	Notional amount AED'000	Notional amounts by term to maturity			
				Within 3 months AED'000	3-12 months AED'000	1-5 years AED'000	Over 5 years AED'000
Hedge of investments	<u>-</u>	<u>(109,499)</u>	<u>1,989,166</u>	<u>-</u>	<u>146,900</u>	<u>1,180,635</u>	<u>661,631</u>

24 Derivatives (continued)

24.2 Purpose of derivatives (continued)

24.2.1 Derivatives held for risk management

Fair value hedges of interest rate risk

The carrying amount of the hedged items are included in the line item 'Investments' on the statement of financial position with the notional amount totalling to AED 1,741,981 thousand (2021: AED 2,110,459 thousand). These hedged items comprise of debt instruments which are held as FVOCI.

The Bank has recognised the following gain relating to hedge ineffectiveness calculated as follows:

	2022		2021	
	Change in value AED'000	Ineffectiveness recognised in profit and loss AED'000	Change in value AED'000	Ineffectiveness recognised in profit and loss AED'000
On hedging instruments	184,438	24,443	(106,916)	9,625
On hedged items	(159,995)	-	116,541	-

24.3 Derivative related credit risk

Credit risk in respect of derivative financial instruments arises from the potential for a counterparty to default on its contractual obligations and is limited to the positive fair value of instruments that are favourable to the Bank. Approximately 92% (2021: 89%) of the Bank's derivative contracts are entered into with other financial institutions.

25 Contingent liabilities and commitments

Credit related commitments

The Bank's contractual amounts in respect of letters of credit and guarantees commit the Bank to make payments on behalf of customers contingent upon the customer satisfying the terms of the contract. The contractual amounts represent the credit risk, assuming that the amounts are fully advanced, guarantees are called for full amount following performance failure, and that any collateral or other security is of no value. However, the total contractual amount of commitments does not necessarily represent future cash requirements since many of such commitments will expire or terminate without being funded.

The loan commitments represent the contractual commitments to make the loan. These commitments are revocable and generally have fixed expiry dates or other termination clauses. Since commitments are revocable, may expire without being drawn down, and also the conditions precedent to draw down have to be fulfilled, the total contract amounts do not necessarily represent future cash outflow requirements.

The Bank has the following credit related commitments:

	2022 AED'000	2021 AED'000
<i>Contingent liabilities</i>		
Letters of credit	295,245	278,000
Guarantees	2,072,693	2,386,034
	<u>2,367,938</u>	<u>2,664,034</u>
<i>Commitments</i>		
Undrawn loan commitments	<u>2,295,621</u>	<u>2,286,975</u>

The undrawn loan commitments of the Bank are all revocable and are not considered for ECL computation.

25 Contingent liabilities and commitments (continued)
Grading of gross balances of commitments and contingent liabilities along with stages

	<i>Stage 1</i> <i>AED'000</i>	<i>Stage 2</i> <i>AED'000</i>	<i>Stage 3</i> <i>AED'000</i>	<i>Total</i> <i>AED'000</i>
High	4,307	-	-	4,307
Standard	1,983,609	175,290	-	2,158,899
Watch list	-	67,437	-	67,437
Default	-	-	137,295	137,295
Total gross carrying amount	<u>1,987,916</u>	<u>242,727</u>	<u>137,295</u>	<u>2,367,938</u>
Expected credit loss	<u>(6,416)</u>	<u>(26,113)</u>	<u>(55,389)</u>	<u>(87,918)</u>
As at 31 December 2022	<u>1,981,500</u>	<u>216,614</u>	<u>81,906</u>	<u>2,280,020</u>
	<i>Stage 1</i> <i>AED'000</i>	<i>Stage 2</i> <i>AED'000</i>	<i>Stage 3</i> <i>AED'000</i>	<i>Total</i> <i>AED'000</i>
High	4,947	-	-	4,947
Standard	2,086,697	310,828	-	2,397,525
Watch list	-	53,351	-	53,351
Default	-	-	208,211	208,211
Total gross carrying amount	<u>2,091,644</u>	<u>364,179</u>	<u>208,211</u>	<u>2,664,034</u>
Expected credit loss	<u>(9,059)</u>	<u>(31,855)</u>	<u>(47,033)</u>	<u>(87,947)</u>
As at 31 December 2021	<u>2,082,585</u>	<u>332,324</u>	<u>161,178</u>	<u>2,576,087</u>

Movement in the gross balance of contingent liabilities

	<i>Stage 1</i> <i>AED'000</i>	<i>Stage 2</i> <i>AED'000</i>	<i>Stage 3</i> <i>AED'000</i>	<i>Total</i> <i>AED'000</i>
Gross carrying amount				
As at 31 December 2021	2,091,644	364,178	208,212	2,664,034
<i>Changes due to financial assets recognised in the opening balance that have:</i>				
Transferred to/ (from) Stage 1	(94,547)	94,547	-	-
Transferred to/ (from) Stage 2	174,929	(180,986)	6,057	-
Transferred to/ (from) Stage 3	-	3,698	(3,698)	-
Originated / (expired) during the year	(184,110)	(38,710)	(73,276)	(296,096)
As at 31 December 2022	<u>1,987,916</u>	<u>242,727</u>	<u>137,295</u>	<u>2,367,938</u>
	<i>Stage 1</i> <i>AED'000</i>	<i>Stage 2</i> <i>AED'000</i>	<i>Stage 3</i> <i>AED'000</i>	<i>Total</i> <i>AED'000</i>
Gross carrying amount				
As at 31 December 2020	1,860,322	791,621	91,262	2,743,205
<i>Changes due to financial assets recognised in the opening balance that have:</i>				
Transferred to/ (from) Stage 1	(58,986)	58,986	-	-
Transferred to/ (from) Stage 2	160,523	(160,523)	-	-
Transferred to/ (from) Stage 3	-	(125,109)	125,109	-
Originated / (expired) during the year	129,785	(200,797)	(8,159)	(79,171)
As at 31 December 2021	<u>2,091,644</u>	<u>364,178</u>	<u>208,212</u>	<u>2,664,034</u>

25 Contingent liabilities and commitments (continued)

Movement in the provision for impairment of contingent liabilities

	<i>Stage 1</i> <i>AED'000</i>	<i>Stage 2</i> <i>AED'000</i>	<i>Stage 3</i> <i>AED'000</i>	<i>Total</i> <i>AED'000</i>
Balance as at 31 December 2021	8,990	44,510	47,032	100,532
<i>Changes due to provisions recognized in the opening balance that have:</i>				
Transferred to 12 month ECL	1,605	(1,605)	-	-
Transferred to lifetime ECL not credit impaired	(4,153)	4,153	-	-
Transferred to/ (from) lifetime ECL credit impaired		859	(859)	-
Charge to income statement (Note 21)	(26)	(21,804)	9,216	(12,614)
As at 31 December 2022	<u>6,416</u>	<u>26,113</u>	<u>55,389</u>	<u>87,918</u>
	<i>Stage 1</i> <i>AED'000</i>	<i>Stage 2</i> <i>AED'000</i>	<i>Stage 3</i> <i>AED'000</i>	<i>Total</i> <i>AED'000</i>
Balance as at 31 December 2020	18,255	56,710	37,397	112,362
<i>Changes due to provisions recognized in the opening balance that have:</i>				
Transferred to 12 month ECL	1,838	(1,838)	-	-
Transferred to lifetime ECL not credit impaired	(7,247)	7,247	-	-
Transferred to lifetime ECL credit impaired	-	(1,860)	1,860	-
Transferred from / (to) ECL credit impaired on loans (Note 7)	-	(7,997)	(2,963)	(10,960)
Charge to income statement (Note 21)	(3,856)	(7,752)	10,738	(870)
As at 31 December 2021	<u>8,990</u>	<u>44,510</u>	<u>47,032</u>	<u>100,532</u>

26 Risk management

Introduction

The Bank recognizes the importance of effective risk management in achieving its strategic goals and maintaining its stability and resilience. Risk is inherent in all of the Bank's activities but it is managed through a process of ongoing identification, measurement and monitoring, subject to risk limits and other controls. This process of risk management is critical to the Bank's continuing profitability and each individual within the Bank is accountable for the risk exposures relating to their responsibilities.

Risk Management covers all risks including strategic, capital, credit, market & liquidity, operational, fraud, information technology and information security, reputation risks, etc., and processes from origination and assessment of risks to ongoing monitoring, control, review, maintenance and reporting of risks. It also covers roles and responsibilities of Board and Management level committees, and authorities and processes relating to risk management, internal controls, compliance and internal audit functions.

The Bank's Risk Management Strategy includes comprehensive Enterprise-wide Risk and Compliance Risk Frameworks, which are fully aligned with our Bank's Vision to drive consistent value for all stakeholders. The key strategic imperatives that drive Bank's vision include the following:

- **Sound Fundamentals and Strong Risk Bearing Capacity:** Maintaining strong financial and operational fundamentals serves as a foundation for effective risk management and supports risk bearing capacity.
- **Strategic Alignment and Enduring Partnership with Business Lines:** A risk management approach that is strategically aligned with business goals ensures a close partnership between risk management and business units to effectively manage risks.

26 Risk management (continued)

Introduction (continued)

- **Efficient Deployment of Capital, Liquidity and Provisioning:** Efficient deployment of capital, liquidity, and provisioning supports sustainable growth and minimizes risks.
- **Comprehensive and Integrated Corporate & Risk Governance Framework:** A robust corporate and risk governance framework ensures effective risk management, independent oversight, and accountability.
- **Resilient Risk Infrastructure and Strong Risk Culture:** A strong risk infrastructure and culture promotes transparency, accountability, and a proactive approach to risk management.

The Bank places a strong emphasis on the following key imperatives to ensure sound risk management practices:

1. Strong Governance:

The Bank has a strong governance framework in place to ensure that its risk management framework is effective and that risks are managed in a controlled and transparent manner. This includes committees at Board and Management levels, clear policies and procedures, regular reporting and monitoring, and independent oversight from internal and external stakeholders.

Board committees

The Board of Directors are ultimately responsible for identifying and controlling risks; however, there are separate board sub-committees responsible for managing and monitoring risks.

(a) Board Credit Committee

The Board Credit Committee (BCC) has the responsibility to establish credit risk strategy and monitor the overall credit process within the Bank for maintaining a diversified portfolio, avoiding undesired risk concentrations, improving the overall asset quality of the portfolio, and complying with Credit Policy and regulatory guidelines.

(b) Board Audit Committee

The Board Audit Committee (BAC) is responsible for monitoring, reviewing and reporting to the Board on the formal arrangements relating to the financial and narrative reporting of the Bank, internal controls, compliance and internal / external audit processes.

(c) Board Risk Committee

The Board Risk Committee (BRC) has the overall responsibility for the development of the risk strategy and implementing principles, frameworks and policies for enhancing the Bank's risk management framework to best practices standards. This includes, but is not limited to, ensuring effective control structures and the monitoring of aggregate risk exposures (including but not limited to credit, market, liquidity, operational and legal).

(d) Group Remuneration Committee

The Group Remuneration Committee (GRC) acts on behalf of the Board on all matters related to governance, remuneration, nomination and strategic plans, except for those powers and actions that are restricted to the Board on the basis of legal provisions or the Articles. The GRC is responsible for supporting the Board in overseeing the remuneration scheme, in order to ensure that the subject remuneration is appropriate and consistent with the Bank's culture, long-term business and risk appetite, performance and control environment as well as with any legal or regulatory requirements.

(e) Joint Board Audit and Board Risk Committee

Joint Meeting between the Board Audit Committee (BAC) and the Board Risk Committee (BRC) is held regularly in accordance with the Central Bank of the UAE (CBUAE) guidelines to ensure effective coordination and collaboration between the two committees in managing risks. This joint meeting enhances the overall risk management framework by providing a platform for robust discussions and effective decision-making in matters relating to risk management.

26 Risk management (continued)

Management Committees

The Board level committees are further supplemented by key management committees to ensure comprehensive risk management and governance. These committees include:

The Board level committees are further supplemented by key management committees to ensure comprehensive risk management and governance. These committees include:

(a) Management Committee

The Management Committee provides overall strategic direction for the organization, including the management of risk, by reviewing and approving the organization's risk appetite, risk tolerance, and risk management framework, and providing overall oversight of the risk management process.

(b) Credit Committee

The Credit Committee is responsible for reviewing and approving credit proposals, ensuring compliance with credit policies and procedures, and providing ongoing monitoring of credit risk.

(c) Asset Liability Committee

The Asset and Liability Committee (ALCO) is instrumental in the management of the organization's interest rate and liquidity risk. It makes recommendations to ensure an adequate level of liquidity while operating within a robust risk control framework. This enables effective management of these risks.

(d) Risk Committee

The Risk Committee supports the Board and Management in fulfilling their responsibilities related to risk management. It evaluates the effectiveness of the internal control system for managing bank-wide risks, ensures compliance with legal and regulatory requirements, and reviews the performance of the risk function. The Committee provides impartial oversight of the risk management framework and processes, and regularly reports on risk management activities to the Board and Management.

(e) Business Technology Steering Committee

The Business Technology Steering Committee provides oversight of the organization's technology-related risks, including information security and technology resilience.

(f) Customer Experience Committee

The Customer Experience Committee ensures that the organization's customer-facing activities are aligned with its risk appetite and that the risks associated with customer interactions are effectively managed.

2. Risk Appetite Framework:

The Bank has established a risk appetite framework to ensure that its risk-taking activities are aligned with its strategic goals and risk tolerance. The framework includes clear definitions of the Bank's risk appetite and limits for various types of risks, as well as regular monitoring and reporting to ensure that these limits are not exceeded.

3. Sustainability:

The Bank is committed to incorporating sustainability considerations into its risk management framework, including environmental, social, and governance (ESG) risks. The Bank has established processes for assessing and managing ESG risks, and regularly monitors its exposure to these risks.

26 Risk management (continued)

4. Three Lines of Defence:

The Bank's risk management framework is built on three lines of defence, which work together to ensure that risks are effectively identified, assessed, monitored, and controlled:

- The first line of defence is the business unit, which is responsible for identifying, assessing, and managing risks in its day-to-day activities.
- The second line of defence is the risk management function, which provides oversight and support to the business units in managing risks.
- The third line of defence is the internal audit function, which independently assesses the effectiveness of the Bank's risk management framework and provides recommendations for improvement.

As part of the three lines of defence, the Board and Management committees are further supplemented by functions who are responsible for day to day monitoring of risks:

(a) Risk Management Department

The Risk Management Department is responsible for implementing and maintaining risk related procedures to ensure an independent control process. It works closely with the commercial organization to support their activities, while safeguarding the risk profile of the Bank. It institutes prudent risk monitoring and control mechanisms (processes and systems) to ensure compliance of individual risk assets and portfolios to agreed terms and policy parameters. It reviews and presents all credit submissions, risk policy and portfolio management reports to the BCC and BRC.

(b) Credit Department:

The Credit Department is responsible for spearheading overall credit strategy of the bank, reviewing and approving credit proposals, ensuring compliance with credit policies and procedures, and providing assistance in ongoing monitoring of credit risk.

(c) Financial Markets

Financial Markets department is responsible for managing the Bank's assets and liabilities and the overall financial structure. It is also primarily responsible for managing the funding and liquidity risks of the Bank.

(d) Internal Audit

Risk management processes throughout the Bank are audited annually by the internal audit function that examines both the adequacy of, and the Bank's compliance with, its procedures. Internal Audit discusses the results of all assessments with management and reports its findings and recommendations to the Board Audit Committee.

From 2019 till 2022, UAE Central Bank has issued a number of standards and regulations on the various elements of overall Risk Management, Consumer Protection Regulation, Anti-Money Laundering, Capital adequacy and Capital Management Framework. The standards and regulations including but not limited to financial reporting, external audit, internal controls, compliance & internal audit, operational, country and transfer risk, market risk and interest rate and rate of return risk have been effected in 2019. The Bank had taken measures to adhere to the aforementioned standards and regulations to ensure compliance from the effective implementation date.

5. Risk Measurement and Reporting Systems

Monitoring and controlling risks is primarily performed based on limits established by the Bank. These limits reflect both the business strategy and market environment of the Bank as well as the level of risk that the Bank is willing to accept, with additional emphasis on selected industries. In addition, the Bank monitors and measures the overall risk bearing capacity in relation to the aggregate risk exposure across all risk types and activities.

Information compiled from all the businesses is examined and processed in order to identify, analyse and control at an early stage. The Board receives a comprehensive credit risk report once a quarter which is designed to provide all the necessary information to assess and conclude on the credit related risks of the Bank. The report includes aggregate credit exposure, hold limit exceptions, liquidity ratios and risk profile changes. Senior management assesses the appropriateness of the allowance for credit losses on a quarterly basis.

26 Risk management (continued)

5. Risk Measurement and Reporting Systems (continued)

For all levels throughout the Bank, specifically tailored risk reports are prepared and distributed in order to ensure all business divisions have access to extensive, necessary and up-to-date information.

Regular briefings are given to the Chief Executive Officer, Risk Committee and all other relevant members of management on all aspects of risk taken by the Bank including the utilisation of limits, proprietary investments and liquidity, plus any other risk developments.

6. Risk Mitigation

The Bank has implemented a comprehensive risk mitigation framework that aims to minimize the impact of potential risks on its operations, financial performance, and reputation. This includes identifying and evaluating risk, implementing risk mitigation strategies, and regularly monitoring the effectiveness of these strategies.

The Bank actively uses collateral to reduce its credit risks. Also, as part of its overall risk management, the Bank uses derivatives and other instruments to manage exposures resulting from changes in interest rates and foreign currencies.

7. Robust Business Continuity Framework:

The Bank's well-structured Business Continuity Framework and Policy, along with our comprehensive Crisis Management Framework and supplementary emergency plans and incident response protocols, provide a strong foundation of organizational resilience against major disruptions or unexpected events, such as the recent COVID-19 pandemic. These frameworks and procedures are subjected to regular testing, with a minimum frequency of annual assessments, to guarantee their effectiveness and readiness in such scenarios.

Credit Risk

Credit risk is the risk that a customer or counterparty will fail to meet a commitment / contractual obligation, resulting in a financial loss to the Bank. Such risk arises from lending, trade finance, treasury and other activities undertaken by the Bank. Credit risk is the single largest risk for the Bank's business and is actively monitored in accordance with the credit policies which clearly define delegated lending authorities, policies and procedures. The management of credit risk also involves the monitoring of risk concentrations by industrial sector as well as by geographic location.

The Bank has established a credit quality review process to provide early identification of possible changes in the creditworthiness of counterparties, including regular collateral revisions. Counterparty limits are established by the use of a credit risk classification system, which assigns each counterparty a risk rating. Risk ratings are subject to regular revision. The credit quality review process allows the Bank to assess the potential loss as a result of the risks to which it is exposed and take corrective action.

26 Risk management (continued)

Credit Risk (continued)

The table below shows the maximum exposure to credit risk for the components of the statement of financial position, including contingent liabilities and commitments. The maximum exposure is shown, before the effect of mitigation through the use of credit enhancements, master netting and collateral agreements.

	Notes	2022 AED'000	2021 AED'000
Cash and balances with UAE Central Bank (excluding cash on hand)	5	1,162,780	1,953,141
Due from banks	6	302,837	378,735
Loans and advances (Gross)	7	8,239,635	8,913,742
Investments	8	3,889,064	3,531,764
Other assets*	10	706,853	573,740
*excluding prepayments and assets acquired in settlement of debt and lease assets			
Total		14,301,169	15,351,122
Letters of credit	25	295,245	278,000
Guarantees	25	2,072,693	2,386,034
Undrawn loan commitments	25	2,295,621	2,286,975
Total		4,663,559	4,951,009
Total credit risk exposure		18,964,728	20,302,131

Where financial instruments are recorded at fair value the amounts shown above represent the current credit risk exposure but not the maximum risk exposure that could arise in the future as a result of changes in values.

Risk concentrations of the maximum exposure to credit risk

Concentration of risk is managed by client / counterparty, by geographical region and by industry sector. The maximum credit exposure to any client or counterparty as of 31 December 2022 was AED 574,959 thousand (2021: AED 599,959 thousand).

The Bank's maximum exposure to credit risk, after provisions but before taking into account any collateral held or other credit enhancements can be analysed by the following geographical regions:

	2022		2021	
	Assets AED'000	Contingent liabilities and commitments AED'000	Assets AED'000	Contingent liabilities and commitments AED'000
United Arab Emirates	11,961,011	4,580,897	13,109,762	4,908,108
Other Middle East countries	1,106,209	11,772	1,215,353	20,695
Europe	192,180	14,748	64,323	15,186
USA	237,585	-	75,889	-
Rest of the World	804,184	56,142	885,795	7,020
Total	14,301,169	4,663,559	15,351,122	4,951,009

26 Risk management (continued)

Credit Risk (continued)

Risk concentrations of the maximum exposure to credit risk (continued)

An industry sector analysis of the Bank's maximum exposure to credit risk (excluding cash on hand) after provisions but before taking into account collateral held or other credit enhancements, is as follows:

	2022 AED'000	2021 AED'000
Financial services	3,907,579	4,098,747
Trade	1,175,694	1,523,742
Manufacturing	616,875	763,586
Government and public sector	3,832,927	3,918,262
Construction	363,195	480,487
Services	1,232,659	1,071,854
Others	3,172,240	3,494,444
	<u>14,301,169</u>	15,351,122
Less: Provisions	(637,577)	(702,634)
	<u><u>13,663,592</u></u>	<u><u>14,648,488</u></u>

Past due but not impaired

Past due loans and advances include those that are past due on their repayment schedule. Aging analysis of past due but not impaired loans and advances is as follows:

31 December 2022	Less than 30 days AED'000	31 to 60 days AED'000	61 to 90 days AED'000	More than 91 days AED'000	Total AED'000
Loans and advances	<u>48,061</u>	<u>492</u>	<u>245</u>	<u>3,710</u>	<u>52,508</u>
31 December 2021					
Loans and advances	<u>42,396</u>	<u>8,144</u>	<u>710</u>	<u>125</u>	<u>51,375</u>

Amounts which are not yet past due and related to loans which have delinquent payments, are not included in the table above. Approximately 98% (2021: 86%) of the above loans are advanced to the corporate sector.

Loans and advances and Islamic financing receivables with renegotiated terms

Loans and advances and Islamic financing receivables with renegotiated terms are those which have been rescheduled or restructured and where the Bank has made concessions that it would otherwise not consider. Rescheduled and restructured loans are classified under Stage 2 attracting lifetime ECL – not credit impaired impact.

The gross amount per class of on-balance sheet financial assets whose terms have been renegotiated are as follows:

	2022 AED'000	2021 AED'000
Loans and advances and Islamic financing receivables	<u>869,147</u>	<u>963,219</u>

26 Risk management (continued)

Credit Risk (continued)

Loans and advances and Islamic financing receivables with renegotiated terms (continued)

	<i>Stage 1</i> <i>AED'000</i>	<i>Stage 2</i> <i>AED'000</i>	<i>Stage 3</i> <i>AED'000</i>	<i>Total</i> <i>AED'000</i>
Outstanding balance	19,048	314,135	535,964	869,147
Less: Provision for impairment	(539)	(92,152)	(200,215)	(292,906)
As at 31 December 2022	18,509	221,983	335,749	576,241
	<i>Stage 1</i> <i>AED'000</i>	<i>Stage 2</i> <i>AED'000</i>	<i>Stage 3</i> <i>AED'000</i>	<i>Total</i> <i>AED'000</i>
Outstanding balance	41,621	131,730	789,868	963,219
Less: Provision for impairment	(1,768)	(13,889)	(322,715)	(338,372)
As at 31 December 2021	39,853	117,841	467,153	624,847

Collateral and other credit enhancements

The Bank holds collateral and other credit enhancements against certain of its credit exposures. The main types of collateral obtained are cash, securities, charges over real estate properties, vehicles, plant and machinery, inventory and trade receivables. The Bank also obtains guarantees from parent companies for loans to their subsidiaries or other Bank companies. The amount and type of collateral required depends on an assessment of the credit risk of the counterparty. Guidelines are implemented regarding the acceptability of types of collateral and valuation parameters. Collateral is generally not held against non-trading investment and due from banks and financial institutions. Management monitors the market value of collateral and wherever necessary the Bank requests additional collateral in accordance with the underlying agreement, and considers collateral value during its periodic review of credit facilities and adequacy of provision for impairment on loans and advances.

The percentage of collateralized exposure and the principal types of collateral held against loans and advances are as follows:

	Percentage of collateralized exposure		Principal type of collateral held
	2022	2021	
Retail Mortgage Loans	100%	100%	Residential property
Corporate customers	64%	62%	Cash, securities, vehicles, property and equipment, commercial property, inventory and trade receivables

26 Risk management (continued)**Credit Risk (continued)****Retail mortgage loans**

Credit exposure on retail mortgage loans by range of loans to value (LTV) ratio are as follows:

	2022	2021
	AED'000	AED'000
LTV ratio		
Less than 50%	279,823	213,574
51- 75%	371,077	579,511
76- 90%	121,974	176,805
91- 100%	24,194	29,873
More than 100%	9,965	50,476
Total	807,033	1,050,239

LTV is calculated as the ratio of the gross amount of the loan to the value of the collateral. The valuation of the collateral excludes any adjustments for obtaining and selling the collateral. The value of the collateral for residential mortgage loans is based on the collateral value at origination updated based on changes in house price indices.

Impaired loans

For impaired loans the value of collateral is based on the most recent appraisals. Credit exposure on impaired retail mortgage loans by range of LTV ratio are as follows:

	2022	2021
	AED'000	AED'000
LTV ratio		
Less than 50%	9,627	3,807
51- 75%	20,892	21,636
More than 75%	16,133	50,409
Total	46,652	75,852

Collateral and other credit enhancements**Retail customers**

At 31 December 2022, the carrying amount of impaired loans and advances to retail customers (including mortgages) amounted to AED 65,538 thousand (2021: AED 93,727 thousand) and the fair value of identifiable collateral held against those loans and advances amounted to AED 41,095 thousand (2021: AED 53,130 thousand).

Corporate customers

At 31 December 2022, the net carrying amount of impaired loans and advances to corporate customers amounted to AED 608,268 thousand (2021: AED 1,044,296 thousand) and the fair value of identifiable collateral (mainly commercial properties) held against those loans and advances amounted to AED 420,945 thousand (2021: AED 563,282 thousand). For each loan, the value of disclosed collateral is capped to the nominal amount of the loan.

26 Risk management (continued)

Credit Risk (continued)

Impairment Reserve under the UAE Central Bank

The UAE Central Bank issued its IFRS 9 guidance on 30 April 2018 via notice no. CBUAE/BSD/2018/458 addressing various implementation challenges and practical implications for banks adopting IFRS 9 in the UAE (the "Guidance"). Pursuant to clause 6.4 of the guidance, the reconciliation between general and specific provision under circular 28/2010 of the UAE Central Bank and IFRS 9 is as follows:

	2022 AED'000	2021 AED'000
Impairment Reserve: General		
General Provisions under Circular 28/2010 of UAE Central Bank	155,601	163,869
Less: Stage 1 & Stage 2 provisions under IFRS 9	338,510	260,116
	<u>-</u>	<u>-</u>
General Provision transferred to impairment reserve	<u>-</u>	<u>-</u>
Impairment Reserve: Specific		
Specific Provisions under Circular 28/2010 of UAE Central Bank	169,676	269,726
Less: Stage 3 provisions under IFRS 9	296,825	440,276
	<u>-</u>	<u>-</u>
Specific Provision transferred to impairment reserve	<u>-</u>	<u>-</u>

Liquidity risk

Liquidity risk is defined as the risk that the Bank will encounter difficulty in meeting obligations associated with financial liabilities that are settled by delivering cash or another financial asset. Liquidity risk arises because of the possibility that the Bank might be unable to meet its payment obligations when they fall due under both normal and stressed circumstances. To limit this risk, management have arranged diversified funding sources in addition to its core deposit base and adopted a policy of managing assets with liquidity in mind and of monitoring future cash flows and liquidity on a daily basis. The Bank has developed internal control processes and contingency plans for managing liquidity risk. This incorporates an assessment of expected cash flows and the availability of high-grade collateral which could be used to secure additional funding if required.

The Bank maintains a portfolio of marketable and diverse assets that are assumed to be easily liquidated in the event of an unforeseen interruption of cash flow. The Bank also has committed lines of credit that it can access to meet liquidity needs. In addition, the Bank maintains a statutory deposit with the Central Bank of UAE equal to 7% of current deposits and 1% of time deposits (2021: 7% of current deposits and 1% of time deposits). In accordance with the Bank's policy, the liquidity position is assessed and managed under a variety of scenarios, giving due consideration to stress factors relating to both the market in general and specifically to the Bank.

The most important of these is to maintain the regulatory limits for Lending to Stable Resources and Eligible Liquid Assets to total liabilities ratios. The Bank stresses the importance of current accounts, time deposits and savings accounts as a source of funds to finance its lending to customers. They are monitored using the lending to stable resources ratio, which compares loans and advances to customers as a percentage of core customer current and savings accounts, together with medium term borrowing. Eligible Liquid Assets ratio was introduced by Central Bank of the UAE in 2015 and replaced the Liquid Assets ratio. Eligible liquid assets consist of cash, balances with the Central Bank of UAE, short term bank deposits and eligible debt securities. The ratios as at the year-end were as follows:

	2022	2021
Lending to Stable Resources Ratio	86.9%	80.7%
Eligible Liquid Assets Ratio	17.6%	19.1%

26 Risk management (continued)

Liquidity risk (continued)

Maturities of assets and liabilities based on the remaining period at the statement of financial position date to the contractual maturity date not taking account of the effective maturities as indicated by the Bank's deposit retention history and the availability of liquid funds, as at 31 December 2022 is as follows:

	<i>Less than 3 months AED'000</i>	<i>From 3 months to 6 months AED'000</i>	<i>From 6 months to 12 months AED'000</i>	<i>Sub total less than 12 months AED'000</i>	<i>1 to 5 years AED'000</i>	<i>Over 5 years AED'000</i>	<i>Subtotal over 12 months AED'000</i>	<i>Undated AED'000</i>	<i>Total AED'000</i>
Assets									
Cash and balances with the UAE									
Central Bank	1,207,589	-	-	1,207,589	-	-	-	-	1,207,589
Due from banks	302,837	-	-	302,837	-	-	-	-	302,837
Loans and advances (Gross)	2,082,646	336,627	191,282	2,610,555	2,374,785	3,254,295	5,629,080	-	8,239,635
Investments	507,919	104,580	36,648	649,147	1,546,292	1,691,379	3,237,671	658	3,887,476
Property, equipment and capital work-in-progress	-	-	-	-	-	-	-	295,696	295,696
Other assets	412,830	202,459	19,301	634,590	125,961	22,038	147,999	-	782,589
Provision for impairment of loans and advances and interest in suspense	(635,335)	-	-	(635,335)	-	-	-	-	(635,335)
Total assets	3,878,486	643,666	247,231	4,769,383	4,047,038	4,967,712	9,014,750	296,354	14,080,487
Liabilities and shareholders' funds									
Due to banks	2,844,893	242,375	185,175	3,272,443	-	-	-	-	3,272,443
Customers' deposits	5,364,222	1,517,069	1,497,659	8,378,950	189,637	-	189,637	-	8,568,587
Other liabilities	495,570	202,343	18,642	716,555	5,838	-	5,838	17,728	740,121
Shareholders' equity	-	-	-	-	-	-	-	1,499,336	1,499,336
Total liabilities and shareholders' equity	8,704,685	1,961,787	1,701,476	12,367,948	195,475	-	195,475	1,517,064	14,080,487
Net liquidity gap	(4,826,199)	(1,318,121)	(1,454,245)	(7,598,565)	3,851,563	4,967,712	8,819,275	(1,220,710)	-

26 Risk management (continued)

Liquidity risk (continued)

The maturity profile of assets and liabilities at 31 December 2021 was as follows:

	<i>Less than 3 months AED'000</i>	<i>From 3 months to 6 months AED'000</i>	<i>From 6 months to 12 months AED'000</i>	<i>Sub total less than 12 months AED'000</i>	<i>1 to 5 years AED'000</i>	<i>Over 5 years AED'000</i>	<i>Subtotal over 12 months AED'000</i>	<i>Undated AED'000</i>	<i>Total AED'000</i>
Assets									
Cash and balances with the UAE									
Central Bank	2,009,565	-	-	2,009,565	-	-	-	-	2,009,565
Due from banks	378,735	-	-	378,735	-	-	-	-	378,735
Loans and advances (Gross)	2,194,419	474,313	300,008	2,968,740	2,614,819	3,330,183	5,945,002	-	8,913,742
Investments	55,551	169,659	-	225,210	1,404,290	1,900,019	3,304,309	698	3,530,217
Property, equipment and capital work-in-progress	-	-	-	-	-	-	-	303,271	303,271
Other assets	343,296	49,781	188,745	581,822	160,191	2,891	163,082	-	744,904
Provision for impairment of loans and advances and interest in suspense	(700,392)	-	-	(700,392)	-	-	-	-	(700,392)
Total assets	4,281,174	693,753	488,753	5,463,680	4,179,300	5,233,093	9,412,393	303,969	15,180,042
Liabilities and shareholders' funds									
Due to banks	1,883,873	108,450	418,665	2,410,988	-	-	-	-	2,410,988
Customers' deposits	5,784,503	2,054,972	1,699,157	9,538,632	867,792	-	867,792	-	10,406,424
Other liabilities	485,695	43,948	188,401	718,044	53,115	60,773	113,888	18,806	850,738
Shareholders' equity	-	-	-	-	-	-	-	1,511,892	1,511,892
Total liabilities and shareholders' equity	8,154,071	2,207,370	2,306,223	12,667,664	920,907	60,773	981,680	1,530,698	15,180,042
Net liquidity gap	(3,872,897)	(1,513,617)	(1,817,470)	(7,203,984)	3,258,393	5,172,320	8,430,713	(1,226,729)	-

26 Risk management (continued)
Liquidity risk (continued)
Analysis of financial liabilities by remaining contractual maturities

The table below summarises the maturity profile of the Bank's financial liabilities at 31 December 2022 based on contractual undiscounted repayment obligations. Repayments which are subject to notice are treated as if notice were to be given immediately. However, the Bank expects that many customers will not request repayment on the earliest date the Bank could be required to pay and the table does not reflect the expected cash flows indicated by the Bank's deposit retention history.

Financial Liabilities	Carrying amount AED'000	On demand AED'000	Less than 3 months AED'000	3 to 12 months AED'000	1 to 5 years AED'000	Over 5 years AED'000	Total AED'000
31 December 2022							
Due to banks	3,272,443	56,794	2,816,579	442,041	-	-	3,315,414
Customers' deposits	8,568,587	2,868,484	2,534,819	3,124,459	201,078	-	8,728,840
Other liabilities	730,053	244,557	268,224	217,272	-	-	730,053
Financial derivatives	163,752	-	12,284	35,253	104,590	11,625	163,752
Total undiscounted financial liabilities	<u>12,728,835</u>	<u>3,169,835</u>	<u>5,625,906</u>	<u>3,819,025</u>	<u>305,668</u>	<u>11,625</u>	<u>12,932,059</u>
31 December 2021							
Due to banks	2,410,988	5,525	1,883,125	532,157	-	-	2,420,807
Customers' deposits	10,406,425	2,821,739	2,987,649	3,816,072	896,046	-	10,521,506
Other liabilities	734,072	245,436	258,781	229,855	-	-	734,072
Financial derivatives	218,651	-	13,440	37,887	139,661	27,663	218,651
Total undiscounted financial liabilities	<u>13,770,136</u>	<u>3,072,700</u>	<u>5,142,995</u>	<u>4,615,971</u>	<u>1,035,707</u>	<u>27,663</u>	<u>13,895,036</u>

The disclosed financial derivative instruments in the above table are the gross undiscounted cash flows. However, these amounts may be settled gross or net. The following table shows the corresponding carrying amounts.

	On demand AED'000	Less than 3 months AED'000	3 to 12 months AED'000	1 to 5 years AED'000	Over 5 years AED'000	Total AED'000
31 December 2022						
Inflows	-	21,107	64,453	162,853	17,216	265,629
Outflows	-	(12,284)	(35,253)	(104,590)	(11,625)	(163,752)
Net	<u>-</u>	<u>8,823</u>	<u>29,200</u>	<u>58,263</u>	<u>5,591</u>	<u>101,877</u>
Discounted at applicable interbank rates	<u>-</u>	<u>(8,403)</u>	<u>(27,719)</u>	<u>(55,669)</u>	<u>(5,371)</u>	<u>(97,162)</u>

26 Risk management (continued)
Liquidity risk (continued)

	<i>On demand AED'000</i>	<i>Less than 3 months AED'000</i>	<i>3 to 12 months AED'000</i>	<i>1 to 5 years AED'000</i>	<i>Over 5 years AED'000</i>	<i>Total AED'000</i>
31 December 2021						
Inflows	-	948	5,537	57,238	13,713	77,436
Outflows	-	(13,440)	(37,887)	(139,661)	(27,663)	(218,651)
Net	-	(12,492)	(32,350)	(82,423)	(13,950)	(141,215)
Discounted at applicable interbank rates	-	(12,466)	(32,216)	(81,491)	(13,748)	(139,921)

The table below shows the contractual maturity profile of the Bank's contingent liabilities and commitments:

	<i>On demand AED'000</i>	<i>Less than 3 months AED'000</i>	<i>3 to 12 months AED'000</i>	<i>1 to 5 years AED'000</i>	<i>Over 5 years AED'000</i>	<i>Total AED'000</i>
31 December 2022						
Contingent liabilities	-	1,818,134	336,389	213,415	-	2,367,938
Commitments	2,295,621	-	-	-	-	2,295,621
Total	2,295,621	1,818,134	336,389	213,415	-	4,663,559
31 December 2021						
Contingent liabilities	-	2,050,108	348,120	265,806	-	2,664,034
Commitments	2,286,975	-	-	-	-	2,286,975
Total	2,286,975	2,050,108	348,120	265,806	-	4,951,009

The Bank expects that not all of the contingent liabilities or commitments will be drawn and therefore the actual cash flows are expected to be significantly lower than those reflected in the above table.

Market risk

Market risk arises from fluctuations in interest rates, foreign exchange rates and equity prices. The Board has set limits on the value of risk that may be accepted. This is monitored on a regular basis by the Bank's Asset and Liability Committee (ALCO).

26 Risk management (continued)
Interest rate risk

Interest rate risk arises from the possibility that changes in interest rates will affect future profitability or the fair values of financial instruments. The Bank is exposed to interest rate risk as a result of mismatches or gaps in the amounts of assets and liabilities and off balance sheet instruments that mature or reprice in a given period. The Board has established limits on the interest rate gaps for stipulated periods. Positions are monitored on a daily basis and hedging strategies are used to ensure positions are maintained within the established limits.

Interest rate risk is managed principally through monitoring interest rate gaps and by having pre-approved limits for re-pricing bands. ALCO is the monitoring body for compliance with these limits and is assisted by Treasury in its day-to-day monitoring activities.

The following table summarises interest rate sensitivity position at the year end. A summary of the Bank's interest rate gap position on non-trading portfolios is as follows:

	<i>Less than 3 months AED'000</i>	<i>3 to 12 months AED'000</i>	<i>1 to 5 years AED'000</i>	<i>Over 5 years AED'000</i>	<i>Non Interest Sensitive AED'000</i>	<i>Carrying amount AED'000</i>
31 December 2022						
Assets						
Cash and balances with the UAE Central Bank	850,000	-	-	-	357,589	1,207,589
Due from banks	-	-	-	-	302,837	302,837
Loans and advances (net)	5,752,718	543,274	1,058,298	250,010	-	7,604,300
Investments	507,919	141,228	1,613,459	1,624,216	654	3,887,476
Property, equipment and capital work-in-progress	-	-	-	-	295,696	295,696
Other assets	-	-	-	-	782,589	782,589
Total assets	7,110,637	684,502	2,671,757	1,874,226	1,739,365	14,080,487
Liabilities and shareholders' equity						
Due to banks	2,788,099	427,550	-	-	56,794	3,272,443
Customers' deposits	2,504,265	2,978,574	170,256	-	2,915,492	8,568,587
Other liabilities	-	-	-	-	740,121	740,121
Shareholders' equity	-	-	-	-	1,499,336	1,499,336
Total liabilities and shareholders' equity	5,292,364	3,406,124	170,256	-	5,211,743	14,080,487
On-balance sheet	1,818,273	(2,721,622)	2,501,501	1,874,226	(3,472,378)	-
Off-balance sheet	2,678,648	-	-	-	2,854,673	5,533,321
Cumulative interest rate sensitivity gap	4,496,921	1,775,299	4,276,800	6,151,026	5,533,321	-

26 Risk management (continued)
Interest rate risk (continued)

	<i>Less than 3 months AED'000</i>	<i>3 to 12 months AED'000</i>	<i>1 to 5 years AED'000</i>	<i>Over 5 years AED'000</i>	<i>Non Interest Sensitive AED'000</i>	<i>Carrying amount AED'000</i>
31 December 2021						
Assets						
Cash and balances with the UAE Central Bank	1,300,000	-	-	-	709,565	2,009,565
Due from banks	150,000	-	-	-	228,735	378,735
Loans and advances (net)	5,785,722	668,711	1,438,801	320,116	-	8,213,350
Investments	55,551	138,816	1,378,485	1,956,670	695	3,530,217
Property, equipment and capital work-in-progress	-	-	-	-	303,271	303,271
Other assets	-	-	-	-	744,904	744,904
Total assets	7,291,273	807,527	2,817,286	2,276,786	1,987,170	15,180,042
Liabilities and shareholders' equity						
Due to banks	1,878,348	527,115	-	-	5,525	2,410,988
Customers' deposits	3,020,807	3,715,753	850,267	-	2,819,598	10,406,425
Other liabilities	-	-	-	-	850,737	850,737
Shareholders' equity	-	-	-	-	1,511,892	1,511,892
Total liabilities and shareholders' equity	4,899,155	4,242,868	850,267	-	5,187,752	15,180,042
On-balance sheet	2,392,118	(3,435,341)	1,967,019	2,276,786	(3,200,582)	-
Off-balance sheet	3,071,581	-	-	-	2,165,104	5,236,685
Cumulative interest rate sensitivity gap	5,463,699	2,028,358	3,995,377	6,272,163	5,236,685	-

The following table demonstrates the sensitivity to a reasonable possible change in interest rates, with all other variables held constant, of the Bank's income statement.

The sensitivity of the statement of income is the effect of the assumed changes in interest rates on the net interest income for one year, based on the floating rate non-trading financial assets and financial liabilities held at 31 December 2022, including the effect of hedging instruments.

	2022		2021	
	Change in basis points	Sensitivity of net interest income AED'000	Change in basis points	Sensitivity of net interest income AED'000
Increase in rate	+25	11,879	+25	19,398
Decrease in rate	-25	(11,879)	-25	(19,398)

The interest rate sensitivity set out above relates primarily to the US Dollar as the Bank does not have any significant net exposure for non-trading floating rate financial assets and financial liabilities denominated in other currencies.

The Bank is also exposed to fair value risk arising from its unhedged fixed rate bonds portfolio. A change in the fair value of these bonds by +/-5% will result in a positive/negative change in the fair value reserve in equity by AED 14,312 thousand (2021: AED 1,062 thousand).

26 Risk management (continued)**Interest rate risk (continued)****Interest rate benchmark reform**

A fundamental reform of major interest rate benchmarks is being undertaken globally to replace or reform IBOR with alternative risk-free rates - RFR (referred to as 'IBOR reform'). The Bank has exposure to interbank offered rates (IBORs) on its financial instruments that will be replaced or reformed as part of this market-wide initiative. The Bank has established a cross-functional IBOR Transition Working Group (referred to as 'IBOR Working Group') to manage its transition to alternative RFRs.

The Bank has continued to maintain its momentum in tracking its exposure to IBOR, restricting the use of IBOR indexes in its products, preparing its IT systems to accommodate the incoming RFRs, amending contracts / addendums and communicating progress with the regulators and clients.

The Bank has set up a methodical framework to monitor the progress of transition from IBORs to new benchmark rates by reviewing its exposure and contracts on a regular basis. The Bank considers that a contract is not yet transitioned to an alternative benchmark rate when interest under the contract is indexed to a benchmark rate that is still subject to IBOR reform, even if it includes a fall back clause that deals with the cessation of the existing IBOR.

The Bank holds derivatives for risk management purposes. Derivatives held for risk management purposes are designated in hedging relationships. The interest rate swaps have floating legs that are indexed to various IBORs. The Bank's derivative instruments are governed by ISDA definitions and the Bank adheres to the ISDA 2020 IBOR fall back protocol and supplement.

Further, the Bank evaluated the extent to which its fair value hedging relationships are subject to uncertainty driven by IBOR reform as at the reporting date. The Bank's hedged items and hedging instruments continue to be indexed to IBOR benchmark rates, mainly USD 3 months LIBOR Index. The Bank monitors closely the developments occurring the transitioning IBOR rates and the RFRs. These IBOR benchmark rates are quoted regularly and IBOR cash flows are exchanged with its counterparties as usual.

The Bank has achieved readiness to transition the relevant portion of its IBOR exposure to RFRs and has in place detailed plans, processes and procedures to support the transition of the IBOR exposures prior to the its cessation. The Bank continues to communicate to the impacted customers with necessary information and price revision letters based on RFR effective 01 January 2022. Since 01 January 2022, RFR including SOFR are being used in the bank's systems and for customer pricing.

Currency risk

Currency risk is the risk that the value of a financial instrument will fluctuate due to changes in foreign exchange rates. The Bank has set limits on positions by currency. Positions are monitored on a daily basis and hedging strategies used to ensure positions are maintained within established limits.

As the UAE Dirham and most of the GCC currencies are currently pegged to the US Dollar, balances in US Dollars are not considered to represent significant currency risk.

The tables below indicates the currencies to which the Bank had significant exposure at 31 December 2022 on its monetary assets and liabilities and its forecast cash flows. The analysis calculates the effect of a reasonably possible movement of the currency rate against the AED, with all other variables held constant on the statement of income (due to the fair value of currency sensitive monetary assets and liabilities) and equity. A negative amount in the table reflects a potential net reduction in income statement, while a positive amount reflects a net potential increase.

Currency	2022		2021	
	Change in currency rate in %	Effect on profit AED'000	Change in currency rate in %	Effect on profit AED'000
EUR	+10	89	+10	19
GBP	+10	3	+10	(2)

26 Risk management (continued)
Currency risk (continued)
Concentration of assets and liabilities by currency

	<i>AED</i> <i>AED'000</i>	<i>USD</i> <i>AED'000</i>	<i>Other</i> <i>AED'000</i>	<i>Total</i> <i>AED'000</i>
Cash and balances with UAE Central Bank	1,207,589	-	-	1,207,589
Due from banks	10,035	236,891	55,911	302,837
Loans and advances and Islamic financing receivables	6,381,727	1,156,030	66,543	7,604,300
Investments and Islamic instruments	489,592	3,358,567	39,317	3,887,476
Property, equipment and capital work-in-progress	295,696	-	-	295,696
Other assets	723,262	58,353	974	782,589
Total assets	9,107,901	4,809,841	162,745	14,080,487
Due to banks	611,105	2,661,338	-	3,272,443
Customers' deposits and Islamic customer deposits	6,579,991	1,074,177	914,419	8,568,587
Other liabilities	724,014	-	16,057	740,071
Total liabilities	7,915,110	3,735,515	930,476	12,581,101
Net shareholders' equity	1,683,879	(190,592)	6,049	1,499,336
Net balance sheet position	(491,088)	1,264,918	(773,780)	50
Off-balance sheet position	459,043	(1,234,750)	776,217	510
	<i>AED</i> <i>AED'000</i>	<i>USD</i> <i>AED'000</i>	<i>Other</i> <i>AED'000</i>	<i>Total</i> <i>AED'000</i>
Cash and balances with UAE Central Bank	2,009,565	-	-	2,009,565
Due from banks	161,847	195,212	21,676	378,735
Loans and advances and Islamic financing receivables	6,873,722	1,249,882	89,746	8,213,350
Investments and Islamic instruments	543	3,485,844	43,830	3,530,217
Property, equipment and capital work-in-progress	303,271	-	-	303,271
Other assets	703,641	40,278	985	744,904
Total assets	10,052,589	4,971,216	156,237	15,180,042
Due to banks	515,525	1,895,463	-	2,410,988
Customers' deposits and Islamic customer deposits	7,427,284	1,248,801	1,730,340	10,406,425
Other liabilities	702,475	132,035	16,217	850,727
Total liabilities	8,645,284	3,276,299	1,746,557	13,668,140
Net shareholders' equity	1,529,698	(23,749)	5,943	1,511,892
Net balance sheet position	(122,393)	1,718,666	(1,596,262)	11
Off-balance sheet position	132,210	(1,721,569)	1,598,574	9,215

26 Risk management (continued)**Operational risk**

Operational risk is the risk of loss arising from systems failure, human error, fraud or external events. When controls fail to perform, operational risks can cause damage to reputation, have legal or regulatory implications, or lead to financial loss. The Bank cannot expect to eliminate all operational risks, but through a control framework and by monitoring and responding to potential risks, the Bank is able to manage the risks. Controls include effective segregation of duties, access, authorisation and reconciliation procedures, staff education and assessment processes, including the use of internal audit.

27 Right of use assets and lease liabilities

Below are the carrying amounts of right-of-use assets (included under 'Other Assets' in Note 10) and lease liabilities (included under 'Other Liabilities' in Note 13) and the movements during the year:

	2022	2021
	AED'000	AED'000
Right-of-use assets		
As at 1 January	4,886	9,838
Less: Asset retirement obligation	-	(56)
Less: Depreciation charge	(4,886)	(4,896)
As at 31 December	-	4,886
	2022	2021
	AED'000	AED'000
Lease liabilities		
As at 1 January	6,164	9,838
Add: Accretion of interest	134	243
Less: Payments	(4,245)	(4,336)
Less: Liability increase in obligation / (retirement)	(872)	419
As at 31 December	1,181	6,164

28 Segmental analysis

For the purposes of reporting to the chief operating decision makers, the Bank is organised into two segments:

- Wholesale banking - principally handling loans and other credit facilities and deposit and current accounts for corporate and institutional customers. This segment also includes Financial Markets which is principally involved in providing money market, trading and treasury services, as well as the management of the Bank's funding operations; and
- Retail banking - principally handling individual customers' deposits, and providing consumer type loans, overdrafts, credit card facilities and funds transfer facilities as well as Islamic banking services

Transactions between segments are conducted at estimated market rates on an arm's length basis. Interest is charged / credited to business segments based on a pool rate which approximates the marginal cost of funds.

28 Segmental analysis (continued)

Segmental information for the year ended 31 December 2022 is as follows:

	<i>Wholesale banking AED'000</i>	<i>Retail banking AED'000</i>	<i>Total AED'000</i>
Net interest income and income from Islamic products net of distribution to depositors	259,468	62,099	321,567
Other operating income	166,033	13,187	179,220
Operating expenses	(194,633)	(57,171)	(251,804)
Net impairment losses	(93,151)	(1,111)	(94,262)
Profit for the year	137,717	17,004	154,721
Capital Expenditure - Property and equipment	11,697	1,166	12,863
31 December 2022 Segment Assets	12,804,043	1,276,444	14,080,487
Segment Liabilities	10,838,364	1,742,787	12,581,151

Segmental information for the year ended 31 December 2021 was as follows:

	<i>Wholesale banking AED'000</i>	<i>Retail banking AED'000</i>	<i>Total AED'000</i>
Net interest income and income from Islamic products net of distribution to depositors	202,872	74,939	277,811
Other operating income	154,070	17,753	171,823
Operating expenses	(181,319)	(62,397)	(243,716)
Net impairment losses	(96,353)	(39,374)	(135,727)
Profit / (Loss) for the year	79,270	(9,079)	70,191
Capital Expenditure - Property and equipment	11,343	1,327	12,670
31 December 2021 Segment Assets	13,590,009	1,590,033	15,180,042
Segment Liabilities	11,867,321	1,800,830	13,668,151

28 Segmental analysis (continued)

No revenue from transactions with a single external customer or counterparty amounted to 10% or more of the Bank's total revenue in 2022 or 2021.

The Bank operates in only one geographic area, the Middle East. Accordingly, no geographical analysis of operating income, net profit and net assets is given.

29 Fair values of financial instruments

Determination of fair value and fair value hierarchy

The Bank uses the following hierarchy for determining and disclosing the fair value of financial instruments by valuation technique:

- Level 1 - quoted (unadjusted) prices in active markets for identical assets or liabilities;
- Level 2 - other techniques for which all inputs which have a significant effect on the recorded fair value are observable, either directly or indirectly; and
- Level 3 - techniques that use inputs which have a significant effect on the recorded fair value that are not based on observable market data

Financial instruments and assets recorded at fair value

The following table shows an analysis of financial instruments and assets recorded at fair value by level of the fair value hierarchy:

31 December 2022	Level 1 AED'000	Level 2 AED'000	Level 3 AED'000	Total AED'000
Financial assets				
<i>Derivative financial instruments</i>				
Interest rate swaps	-	82,029	-	82,029
Forward contracts	-	2,757	-	2,757
Currency swaps	-	-	-	-
	-	84,786	-	84,786
<i>Financial investments FVOCI</i>				
<i>Quoted investments</i>				
Government debt securities	1,415,879	-	-	1,415,879
Other debt securities	1,643,811	-	-	1,643,811
Equities	112	-	-	112
<i>Unquoted Investments</i>				
Equities	-	-	542	542
	3,059,802	84,786	542	3,145,130
Financial liabilities				
<i>Derivative financial instruments</i>				
Interest rate swaps	-	7,003	-	7,003
Forward contracts	-	3,063	-	3,063
Currency options	-	-	-	-
	-	10,066	-	10,066

29 Fair values of financial instruments (continued)**Financial instruments and assets recorded at fair value (continued)**

31 December 2021	Level 1 AED'000	Level 2 AED'000	Level 3 AED'000	Total AED'000
Financial assets				
<i>Derivative financial instruments</i>				
Interest rate swaps	-	5,454	-	5,454
Forward contracts	-	10,600	-	10,600
Currency swaps	-	-	-	-
	<u>-</u>	<u>16,054</u>	<u>-</u>	<u>16,054</u>
<i>Financial investments FVOCI</i>				
<i>Quoted investments</i>				
Government debt securities	1,683,641	-	-	1,683,641
Other debt securities	1,736,947	-	-	1,736,947
Equities	153	-	-	153
<i>Unquoted Investments</i>				
Equities	-	-	543	543
	<u>3,420,741</u>	<u>-</u>	<u>543</u>	<u>3,421,284</u>
Financial liabilities				
<i>Derivative financial instruments</i>				
Interest rate swaps	-	114,954	-	114,954
Forward contracts	-	1,710	-	1,710
Currency options	-	-	-	-
	<u>-</u>	<u>116,664</u>	<u>-</u>	<u>116,664</u>

The following is a description of the determination of fair value for financial instruments and assets which are recorded at fair value using valuation techniques. These incorporate the Bank's estimate of assumptions that a market participant would make when valuing the instruments.

29.1 Derivatives

Derivative products valued using a valuation technique with market observable inputs are mainly interest rate swaps, currency options and forward foreign exchange contracts. The most frequently applied valuation techniques include forward pricing and swap models, using present value calculations. The models incorporate various inputs including the credit quality of counterparties, foreign exchange spot and forward rates and interest rate curves.

29.2 Financial investments

Financial investments valued using a valuation technique or pricing models primarily consist of unquoted equities. These assets are valued using models which sometimes only incorporate data observable in the market and at other times use both observable and non-observable data. The non-observable inputs to the models include assumptions regarding the future financial performance of the investee, its risk profile, and economic assumptions regarding the industry and geographical jurisdiction in which the investee operates.

29.3 Movements in level 3 financial instruments measured at fair value

There was no other movement between the levels of financial instruments during the year (2021: AED Nil).

29 Fair values of financial instruments (continued)

29.4 Gains or losses on level 3 financial instruments included in the profit or loss for the year:

No gains or losses on level 3 financial instruments were included in the profit or loss for the year (2021: AED Nil).

29.5 Impact on fair value of level 3 financial instruments measured at fair value of changes to key assumptions

The impact on the fair value of level 3 instruments of using reasonably possible alternative assumptions by class of instrument is negligible.

29.6 Financial instruments not recorded at fair value

The fair values of financial instruments not recorded at fair value includes cash and balances with UAE Central Bank, due from banks, loans and advances, other assets (excluding derivative assets), due to banks, customers' deposits and other liabilities (excluding derivative liabilities) that are categorised as level two based on market observable inputs. The fair values of financial instruments not recorded at fair value are not materially different to their carrying values.

The following describes the methodologies and assumptions used to determine fair values for those financial instruments which are not already recorded at fair value in the financial statements:

29.6.1 Asset for which fair value approximates carrying value

For financial assets and financial liabilities that have short term maturity (less than three months) it is assumed that the carrying amounts approximate to their fair value. This assumption is also applied to demand deposits and savings accounts without specific maturity.

29.6.2 Financial instruments carried at amortised cost

The fair value of the quoted debt instruments at amortised cost as at 31 December 2022 amounted to AED 818,438 thousand (2021: AED 111,176 thousand). The fair value determination of the quoted debt instruments will fall under level 1 category wherein fair value is determined based on inputs that are quoted prices (unadjusted) in active markets for identical assets or liabilities that the entity can access at the measurement date.

30 Capital adequacy

The Bank actively manages its capital to ensure that inherent risks in the business are adequately covered. The capital management process is aligned to the overall business strategy and within the Bank's capital risk appetite complying with the capital requirements set by the CBUAE. The primary objectives of the Bank's capital management are to ensure that the Bank complies with externally imposed capital requirements and that the Bank maintains strong credit ratings and healthy capital ratios in order to support its business and maximise shareholders' value.

The Bank uses the standardised approach for calculating its capital requirements for credit risk. Based on the asset class of the exposure and external credit ratings of the exposure or counterparty from designated credit rating agencies, wherever available, the appropriate risk weights are determined. For the regulatory market risk capital requirements, the Bank uses the standardised approach. For operational risk, the capital requirement is calculated using the basic indicator approach, which is a simple percentage of average positive gross revenues over the last three financial years.

The Bank manages its capital base and makes adjustments to it in the light of changes in economic conditions and the risk characteristics of its activities. In order to maintain or adjust the capital base, the Bank may adjust the amount of dividend payment to shareholders, return capital to shareholders or issue capital securities. No changes were made in the objectives, policies and processes from the previous years.

30 Capital adequacy (continued)

As per UAE Central Bank Regulation for Basel III, Minimum Capital Requirement including Capital Conservation Buffer (“CCB”) for the year ended 31 December 2022 is as below:

Capital element	
Minimum Common Equity Tier 1 (CET 1) ratio	7%
Minimum tier 1 capital ratio	8.5%
Minimum capital adequacy ratio	10.5%
CCB	2.5%

Capital structure

The table below details the regulatory capital resources of the Bank:

	2022 AED'000	2021 AED'000
CET 1 / Tier 1 Capital		
Share capital	2,062,550	2,062,550
Statutory reserve	51,415	35,943
Special reserve	22,491	7,019
General reserve	9,311	9,311
Fair value reserves on investment securities at FVOCI	(153,621)	3,445
Accumulated losses	(492,810)	(610,587)
Regulatory deduction for intangibles	(12,892)	-
Total CET 1 / Tier 1	1,486,444	1,507,681
Tier 2 Capital		
Eligible general provision	129,668	136,558
Total Tier 2	129,668	136,558
Total Regulatory Capital	1,616,112	1,644,239
	2022 AED'000	2021 AED'000
Risk weighted exposures		
Credit Risk	10,373,414	10,924,600
Operational Risk	794,797	996,951
Market Risk	2,940	2,835
Total Risk weighted exposures	11,171,151	11,924,386
CET 1 / Tier I and Tier II Capital		
CET 1 / Tier I Capital	1,486,444	1,507,681
Tier II Capital	129,668	136,558
Total Capital Base	1,616,112	1,644,239

The Capital Adequacy Ratio as per Basel III capital regulation is given below:

Capital Ratios	2022 %	2021 %
Total capital adequacy ratio	14.5%	13.8%
Common equity Tier 1 capital ratio	13.3%	12.6%
Tier 1 capital ratio	13.3%	12.6%

31 Social contribution

Social contributions (including donations and charity) made during the year to various beneficiaries amounts to AED 186 thousand (2021: AED 264 thousand).

32 Zakat

The articles of association of the Bank do not require the Bank to pay zakat on behalf of its shareholders. Consequently, distribution of the zakat is the responsibility of the shareholders of the Bank.

33 Legal proceedings

Litigation is a common occurrence in the banking industry due to the nature of the business undertaken. The Bank has proper controls and policies for managing legal claims. Once professional advice has been obtained and the amount of loss reasonably estimated, the Bank makes adjustments to account for any adverse effects which the claims may have on its financial standing. Based on the information available, no material adverse impact on the financial position of the Bank is expected to arise from legal claims as at 31 December 2022 other than to the extent already provided, hence no additional provision for any claim needs to be made in these financial statements.

34 Subsequent event

The shareholders of the Bank in their General Meeting held on 24 January 2023, have approved to issue a non-convertible additional tier 1 instrument up to an amount of USD 150 million or equivalent thereof in other currencies, for the purposes of strengthening the Bank's capital adequacy, subject to the regulatory approvals by the Securities and Commodities Authority and the CBUAE.

35 Comparative figures

Certain comparative figures have been reclassified where appropriate to conform to the presentation and accounting policies adopted in these financial statements.