

Financial Presentation

***Qatar Oman Investment Co.
THIRD QUARTER - 2022***

AGENDA

● **VISION & MISSION**

● **CAPITAL STRUCTURE**

● **FINANCIAL HIGHLIGHTS**

● **INCOME STATEMENT**

● **BALANCE SHEET**

● **INVESTMENTS**

● **DIVIDEND PROFILE**

● **FIVE YEARS FIGURES**

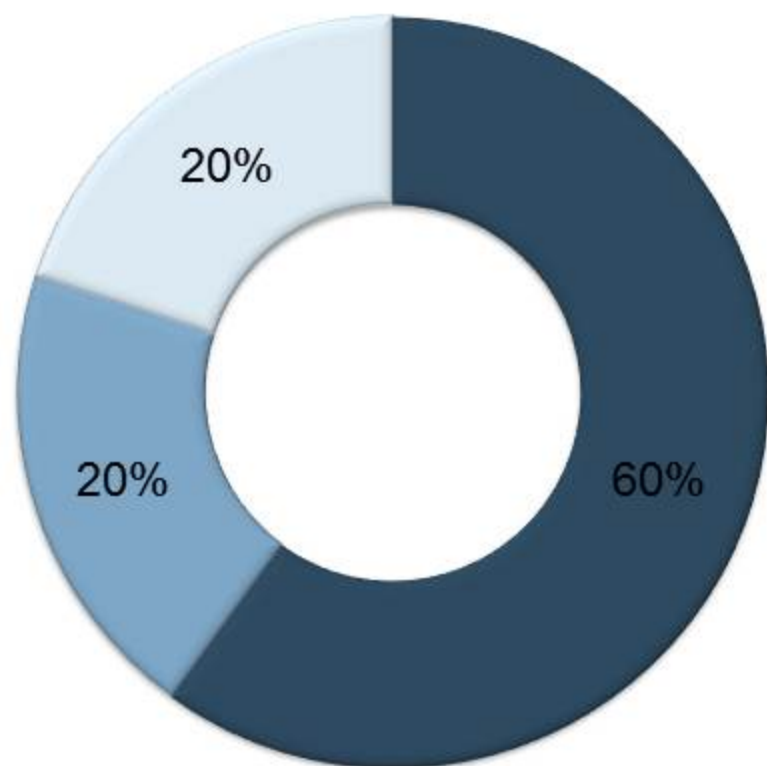
● **BOARD OF DIRECTORS**



VISION & MISSION

- Qatar Oman Investment Company (QOIS) aims at investing its funds in all types of investment opportunities available in the State of Qatar and the Sultanate of Oman based on a sound business ground in order to maximize the shareholders' returns and to contribute to the economic, commercial and social development in both countries.
- The Company's core function is to Find investment opportunities in the State of Qatar and the Sultanate of Oman as well as to hold a distinctive position in the market so as to make attractive investment prospects available in association with its partners, governments and investors in both countries..

CAPITAL STRUCTURE



- Public shares 60 %
- Government of Qatar 20 %
- Government of Oman 20 %

Qatar and Oman Investment Co. was established between the government of Qatar and the government of the Sultanate of Oman in 2006 at 20 % for each of them and the rest (60 %) for public subscription, Until 31/03/2020 two governments maintained their percentage.

The capital is worth QR 315,000,000. Distributed to "315,000,000" ordinary shares, each share valued at 1 Qatari Riyal.

FINANCIAL HIGHLIGHT (Mar. 2021)

Net Profit

3.13

Million

Net Profit

1.00

Percent (%)
Of Capital

Total Assets

289.9

Million

Total Equity

274.9

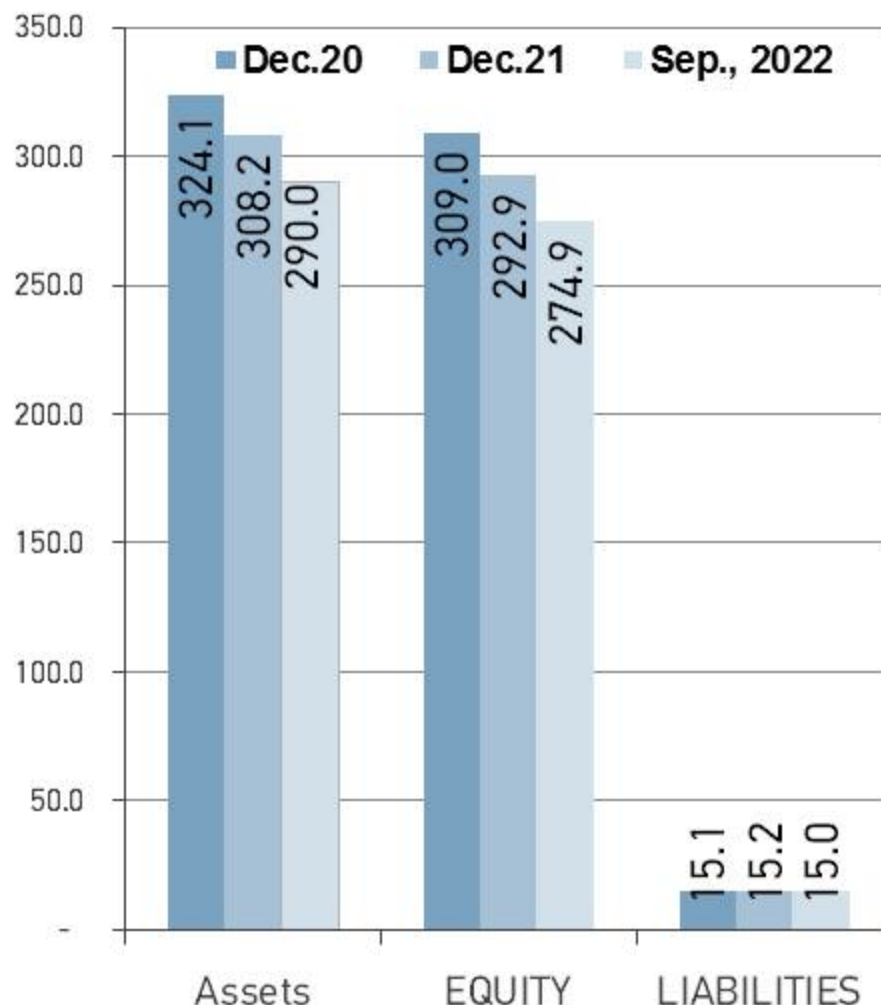
Million

Total Liabilities

15.0

Million

FINANCIAL HIGHLIGHT (Sep. 2022)



Assets

Total Assets Decreased by (% 5.91) from QR 308.17 Million on Dec, 21 to QR 289.97 on Sep., 2022

Equity

Total Equity Decreased by (% 6.15) from QR 292.95 Million on Dec, 21 to QR 274.94 on Sep., 2022

Liabilities

Total Liabilities Decreased by (% 1.28) from QR 15.23 Million on Dec, 21 to QR 15.03 on Sep., 2022 , in addition, the majority of those liabilities belong to dividends not claimed by the shareholders from the bank.

INCOME STATEMENT

	For The Nine Months Ended	
	30, September	30, September
	2022	2021
	Unaudited	Unaudited
	QR.	QR.
Investment and interest income	4,953,731	8,456,562
Rental income from investment property	1,613,500	1,305,500
Net investment and interest income	6,567,231	9,762,062
General and administrative expenses	(3,591,450)	(3,556,676)
Depreciation	(15,358)	(10,886)
Total expenses	(3,606,808)	(3,567,562)
Other income	174,443	251,267
Net profit for the period	3,134,866	6,445,767
Earnings per share	0.010	0.020

BALANCE SHEET

	30 September 2022	31 December 2021
	Unaudited	Audited
	QR.	QR.
ASSETS		
Current Assets		
Cash and bank balances	20,281,074	25,590,614
Prepayments and other debit balances	7,568,414	497,297
Financial assets at fair value through profit and loss	5,775,677	29,354,954
	33,625,165	55,442,865
Non-Current Assets		
Financial assets at fair value through OCI	128,525,116	120,128,611
Investments in Associates	78,998,853	83,776,557
Investment properties	48,804,044	48,804,044
Property and equipment	16,992	22,902
	256,345,005	252,732,114
Total Assets	289,970,170	308,174,979

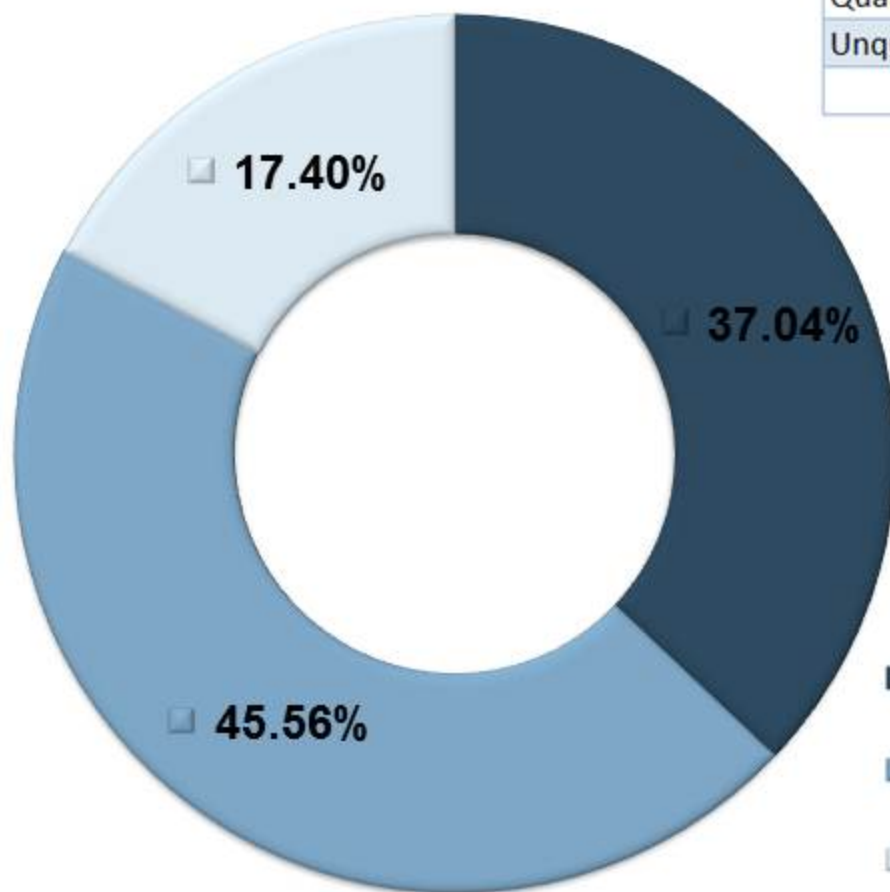
BALANCE SHEET

Continued ..

	30 September 2022 Unaudited QR.	31 December 2021 Audited QR.
LIABILITIES AND SHAREHOLDERS' EQUITY		
Current Liabilities		
Accruals and other credit balances	13,177,465	13,471,717
Non-Current Liabilities		
Employees' end of service benefits	1,854,461	1,755,485
Total Liabilities	15,031,926	15,227,202
Shareholders' Equity		
Capital	315,000,000	315,000,000
Legal reserve	22,742,593	22,742,593
Fair value reserve	(64,019,391)	(50,557,561)
Retained earnings	1,215,042	5,762,745
Total Shareholders' Equity	274,938,244	292,947,777
Total Liabilities and Shareholders' Equity	289,970,170	308,174,979

INVESTMENTS

Category	Amt (m)	
Investments in Associates	QR	79.00
Quoted investments	QR	97.18
Unquoted investments	QR	37.12
Grand Total	QR	213.30

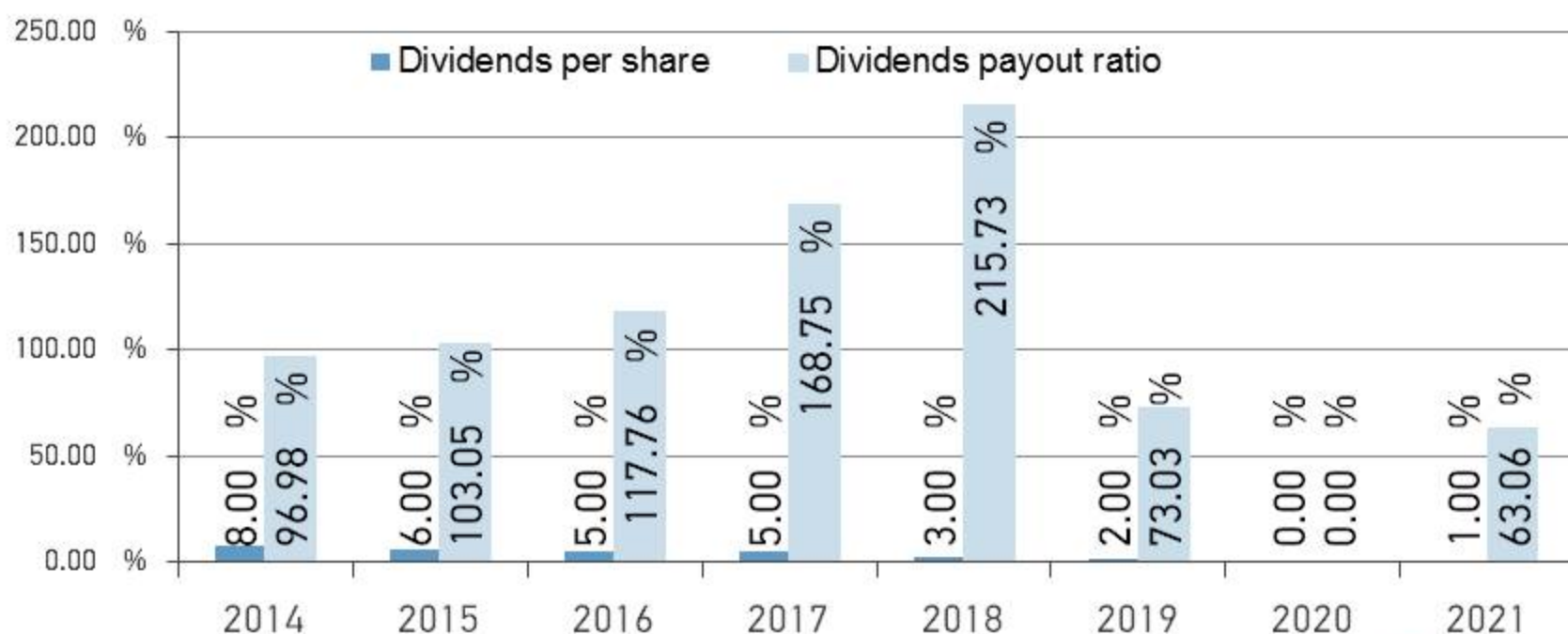


- Investments in Associates | % 37.04
- Quoted investments | % 45.56
- Unquoted investments | % 17.40

DIVIDEND PROFILE

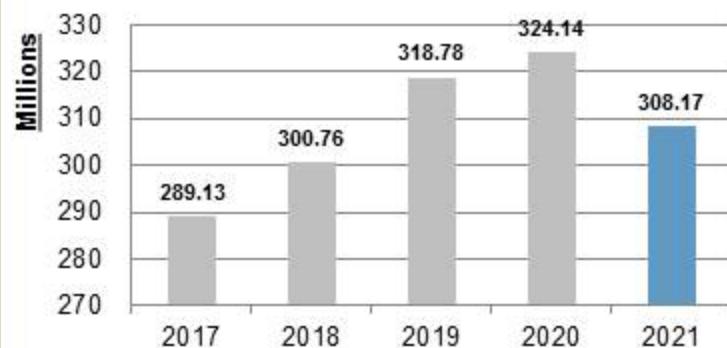
The Company held its Annual General Meeting on 05 April 2022, during which it approved a 1 % cash dividend amounting to QR 3.15 million representing QR 0.01 per share (07 April 2021 : No cash dividend).

* Historically the dividend trend has been as follows:

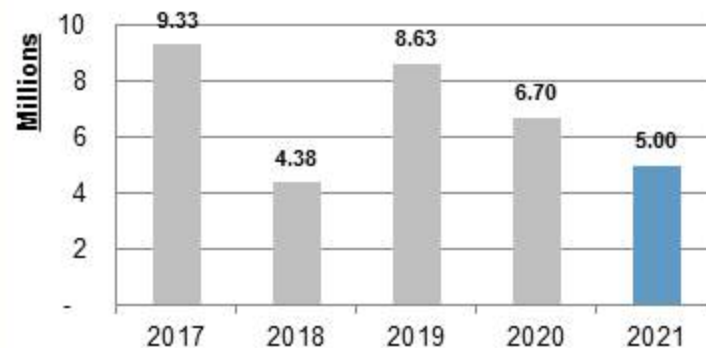


FIVE YEARS FIGURES

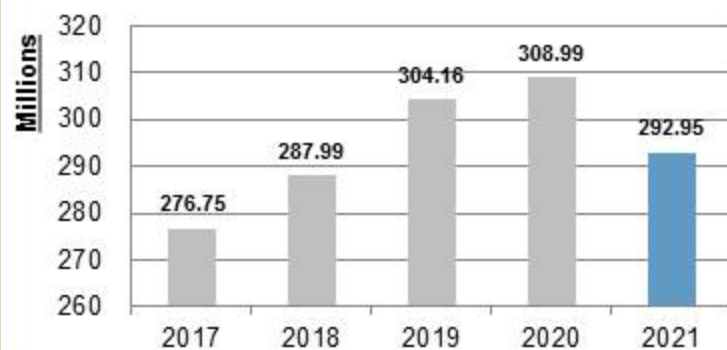
Total Assets



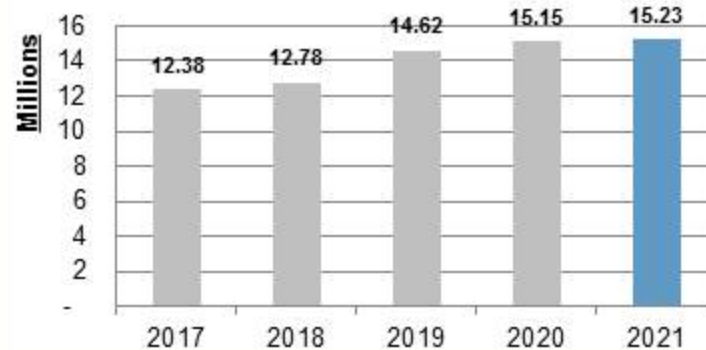
Net Profit



Total Shareholders Equity



Total Liabilities



BOARD OF DIRECTORS



**SHEIKH/
ABDULRAHMAN
BIN MOHD. JABOR
AL-THANI**

Chairman



**SAUD
BIN NASSER
AL-SHUKAILI**

Vice Chairman



**ABDULHADI
BIN TREHEEB
AL-SHAHWANI**

Board member



**KHAMIS
BIN MUBARAK
AL-KIYUMI**

Board member

BOARD OF DIRECTORS

Continued ..



**ABDULRAZAQ
BIN MOHAMED
AL-SIDDIQI**

Board member



**ABDULLA
BIN ALI
AL-ABDULLA**

Board member



**ABDULRAHMAN
BIN ABDULLA
AL-ANSARI**

Board member




**AHMAD
BIN A.KHALIQ
AL-GHAMDI**

Board member

THANK YOU

Ahmed Wahba 

0974 44914 886 

A.esam@Qatar-oamn.com 

www.qatar-oamn.com 