



CMP/AUG/2023/0012

إعلان
Announcement

Date	13/08/2023	التاريخ
Company Name	مجموعة جي إف إتش المالية ش.م.ب. GFH Financial Group B.S.C.	إسم الشركة
Trading Code	GFH	رمز التداول
Subject	نتائج البث الإلكتروني لمجموعة جي إف إتش المالية للبيانات المالية للربع الثاني من العام 2023 Results of GFH Financial Group's Webcast for Q2 2023 Financial Results	الموضوع
Information	<p>بالإشارة الى الإفصاح الصادر من مجموعة جي إف إتش المالية بتاريخ 7 أغسطس 2023 المتعلق بدعوة المساهمين والمستثمرين لحضور البث الإلكتروني للمجموعة، يسر المجموعة أن تبلغ المساهمين والأسواق عن نجاح الندوة التي تم بثها على الانترنت يوم الأحد الموافق 13 أغسطس 2023 في تمام الساعة 1:00 ظهراً بتوقيت مملكة البحرين.</p> <p>مرفق لكم العرض التقديمي بالإضافة الى نص محضر الندوة.</p> <p>Further to GFH's market notification dated 7th August 2023 on the subject, GFH is pleased to inform its shareholders and the markets about the successful live webcast session which was broadcasted online on Sunday, 13th August 2023, at 1:00 p.m. Kingdom of Bahrain time.</p> <p>Attached herein is the presentation discussed during the session and the script of the live webcast.</p>	المعلومة

Name	Mariam Jowhary	مريم جوهري	الإسم
Title	Head of Compliance & AML	رئيس الإلتزام ومكافحة غسل الاموال	المسمى الوظيفي
Company Seal ختم الشركة		Signature التوقيع	

PRESENTATION TO THE INVESTORS

H1 2023



Importance Notice and Forward-Looking Statements



Important notice

The information set out in this presentation and subsequent webcast does not constitute a public offer for the purposes of any applicable law or an offer to sell or solicitation of any offer to purchase any securities or other financial instruments or any recommendation in respect of such securities or instruments.

Forward-looking statements

This presentation and subsequent webcast may contain projections, estimates, forecasts, targets, opinions, prospects, results, returns and forward-looking statements with respect to the financial condition, results of operations, capital position and business of the Group (together, “Forward-Looking Statements”). Any such Forward-Looking Statements are not a reliable indicator of future performance, as they may involve significant assumptions and subjective judgments, which may or may not prove to be correct, and there can be no assurance that any of the matters set out in Forward-Looking Statements are attainable, will actually occur or will be realized or are complete or accurate. Forward-Looking Statements are statements about the future and are inherently uncertain and generally based on stated or implied assumptions. The assumptions may prove to be incorrect and involve known and unknown risks, uncertainties, contingencies and other important factors, many of which are outside the control of the Group. Actual achievements, results, performance or other future events or conditions may differ materially from those stated, implied and/or reflected in any Forward-Looking Statements due to a variety of risks, uncertainties and other factors (including without limitation those which are referable to general market conditions or regulatory changes). Any such Forward-Looking Statements are based on the beliefs, expectations and opinions of the Group at the date the statements are made, and the Group does not assume, and hereby disclaims, any obligation or duty to update them if circumstances or management’s beliefs, expectations or opinions should change. For these reasons, recipients should not place reliance on, and are cautioned about relying on, any Forward-Looking Statements.

A regional leader in financial services, GFH is expanding globally

GFH is a well renowned financial group in the GCC region, with a diversified offering and pioneering track record. Headquartered in Bahrain, GFH's innovative approach to Islamic investment banking services has been recognized internationally for over a decade. GFH has developed a strong and consistent ability to identify, successfully bring to market and capitalize on a wide range of solid investment opportunities in some of the world's most dynamic markets and sectors. This approach signifies the Group's investment insights and commitment to increase the value of its assets, and financial returns to its investors and shareholders.

Since the Group's inception in 1999, GFH has raised over US\$18.8 bn assets and funds under management from its strong client base in four main activity areas:

- **Investment Management**
- **Commercial Banking**
- **Treasury & Proprietary Investments**

GFH is listed on four stock exchanges in the GCC, including the Bahrain Bourse, Boursa Kuwait, Abu Dhabi Securities Exchange (ADX) and Dubai Financial Market (DFM) where it is one of the most liquid and actively traded stocks. GFH's operations are principally focused across the GCC, North Africa and India, along with strategic investments in the U.S., Europe and U.K.

Established

In 1999 as an Islamic
Wholesale Bank

Regulated by

CBB - Bahrain
DFSA - UAE
CMA - KSA

Assets & AuM

USD 18.8 billion

Credit Rating

Fitch Ratings "B"
Standard & Poor's "B"
Capital Intelligence "BB-"

Key performance highlights – H1 2023 & Q2 23



	Consolidated profits	Shareholder profits	Total income	Operating expenses	Finance expenses	EPS	Assets	Liabilities	Equity	Key ratios
6M 2023	\$57.2m	\$54.6m	\$173.8m	\$85.2m	\$31.4m	\$1.55	\$10,341m	\$9,285m	\$974m	Annualised ROE: 11.2%
	26.0%	29.4%	42.3%	50.3%	56.2%	28.1%	5.9%	6.9%	-2.3%	Annualised ROA: 1.2%
Q2 2023	\$45.4m	\$42.2m	\$122.1m	\$56.7m	\$20.1m	\$1.21	\$9,760m	\$8,689m	\$997m	CAR: 15.22%
	\$32.8m	\$30.6m	\$86.8m	\$43.5m	\$10.6m	\$0.86				BVPS: \$0.26
	26.2%	32.5%	54.7%	107.1%	16.5%	30.3%				P/B: 1.09x
	\$26.0m	\$23.1m	\$56.1m	\$21.0m	\$9.1m	\$0.66				P/E: 9.32x
										Net D/E: 0.62x
										LCR: 237%
										NSFR:105%

Key messages

- Group continues to report solid results amongst uncertain market conditions
- Continuous fund inflows reflecting depositor confidence
- Diversified business model ensures performance targets met

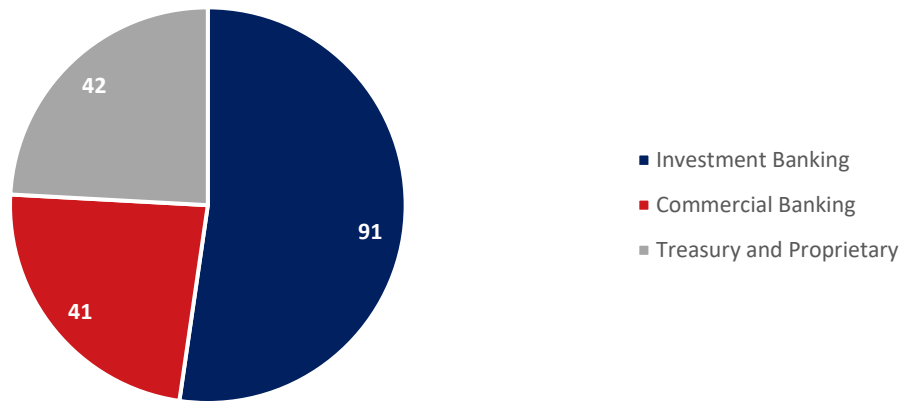
Operating performance H1 23



\$m

Income Streams	H1 23	H1 22	Change %
Investment Banking	91	45	102%
Commercial Banking	41	37	11%
Treasury and Proprietary	42	40	5%
Total	174	122	43%

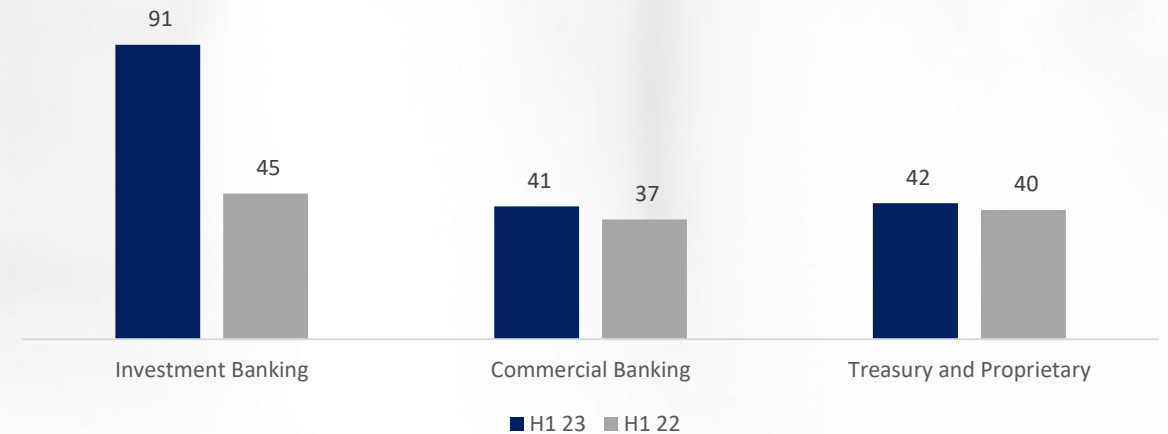
Income streams - contribution



Key highlights

- Group income up 43% and profitability increases by 26%.
- Growth across core investment banking, treasury and proprietary business lines.
- Focus on investments in healthcare and high yielding real estate sectors.
- Treasury performance commendable despite rising rate environment

Comparative performance



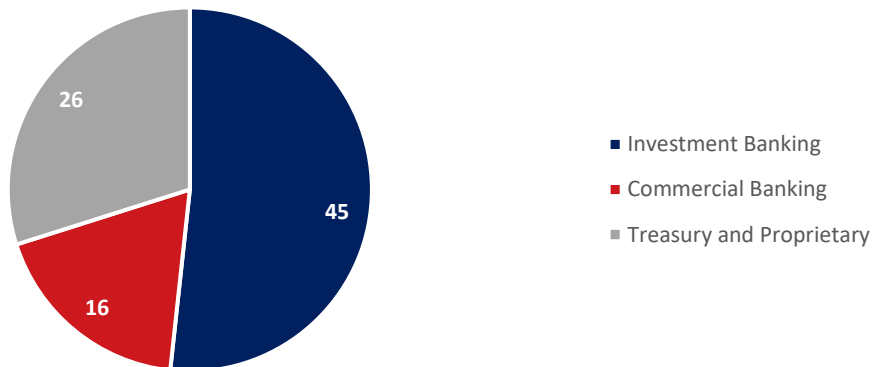
Operating performance Q2 23



Income Streams	Q2 23	Q2 22	Change %
Investment Banking	45	20	123%
Commercial Banking	16	17	-8%
Treasury and Proprietary	26	19	38%
Total	87	56	55%

\$m

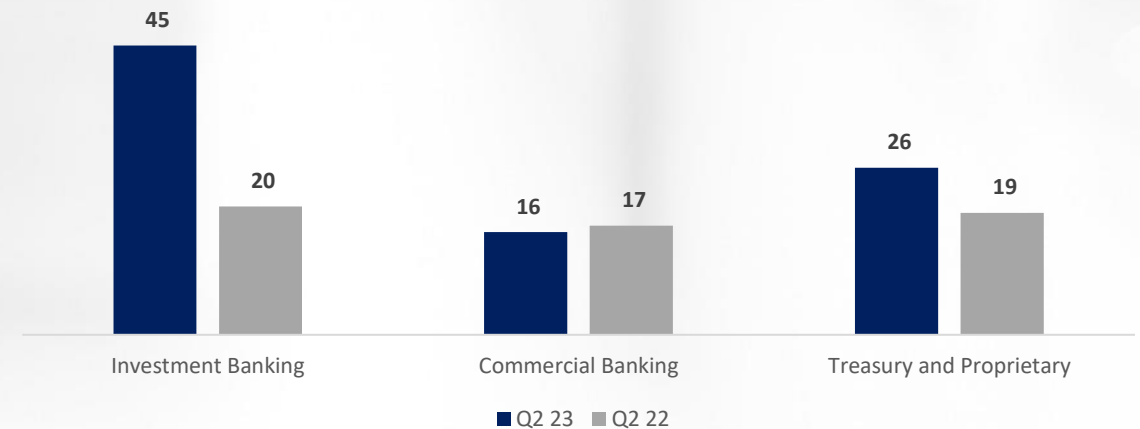
Income streams - contribution



Key highlights

- Group income up 54.7% and profitability increases by 32.7%.
- Growth across core investment banking, treasury and proprietary business lines.
- Focus on investments in healthcare and high yielding real estate sectors.
- Treasury performance commendable despite rising rate environment

Comparative performance

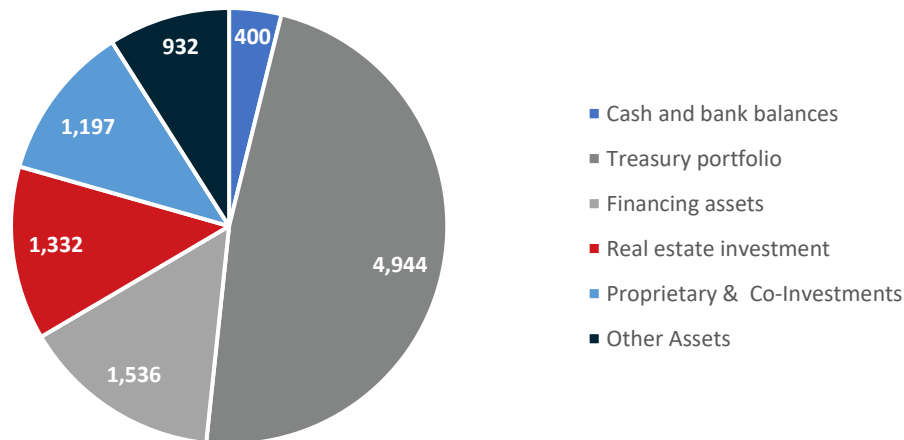


Asset mix



Assets	\$m	
	H1 23	YE 22
Cash and bank balances	400	858
Treasury portfolio	4,944	4,210
Financing assets	1,536	1,435
Real estate investment	1,332	1,287
Proprietary & Co-Investments	1,197	1,147
Other Assets	932	823
Total Assets	10,341	9,760

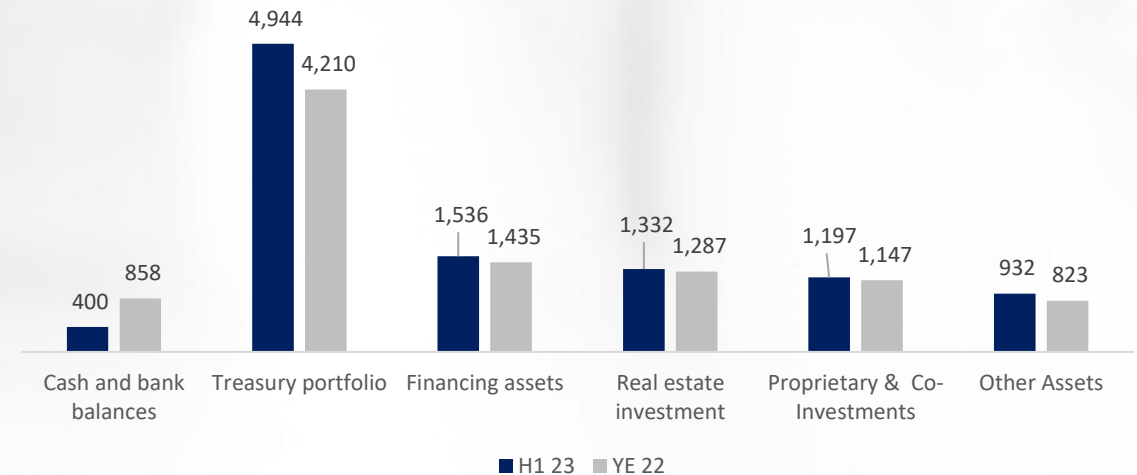
Asset Mix



Key highlights

- Total assets of the Group increased by 5.9% to US\$10.34 billion compared with US\$9.76 billion at 31 December 2022.
- Growth primarily in the treasury portfolio of the Group comprising of fixed income portfolio, placements with financial institutions and equity portfolio

Asset trend

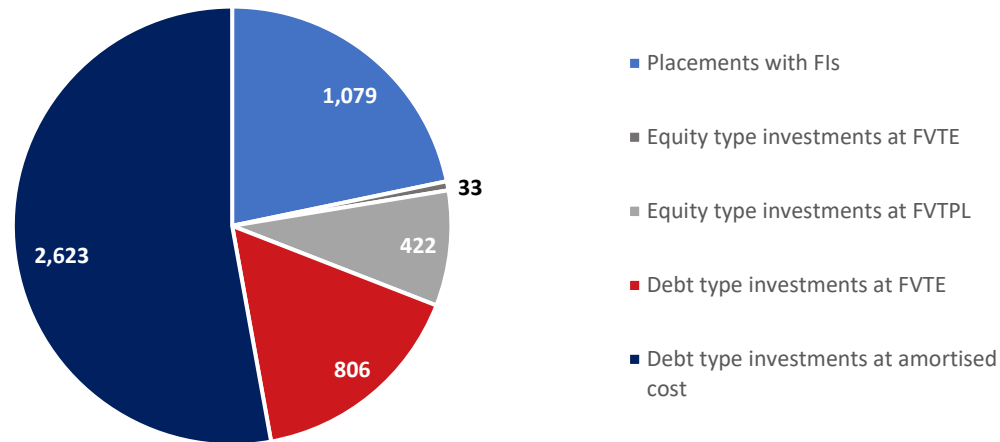


Composition of Treasury portfolio



	\$m	
Treasury Portfolio	H1 23	YE 22
Placements with FIs	1,079	729
Equity type investments at FVTE	33	33
Equity type investments at FVTPL	422	375
Debt type investments at FVTE	806	846
Debt type investments at amortised cost	2,623	2,244
Less: Impairment allowance	(19)	(17)
Total	4,944	4,210

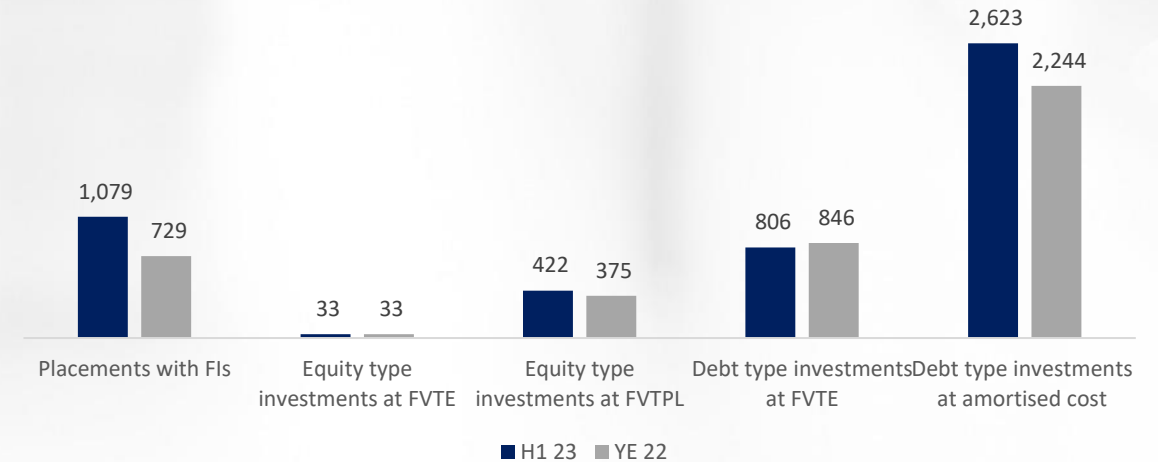
Treasury Portfolio Mix



Key highlights

- Treasury portfolio of the Group increased by 17.4% to US\$4.9 billion compared with US\$4.2 billion at 31 December 2022.
- The key achievement for Treasury business during the first half of the year has been the ability to rebalance its portfolio and achieve good results from the portfolio despite challenging and uncertain market conditions.

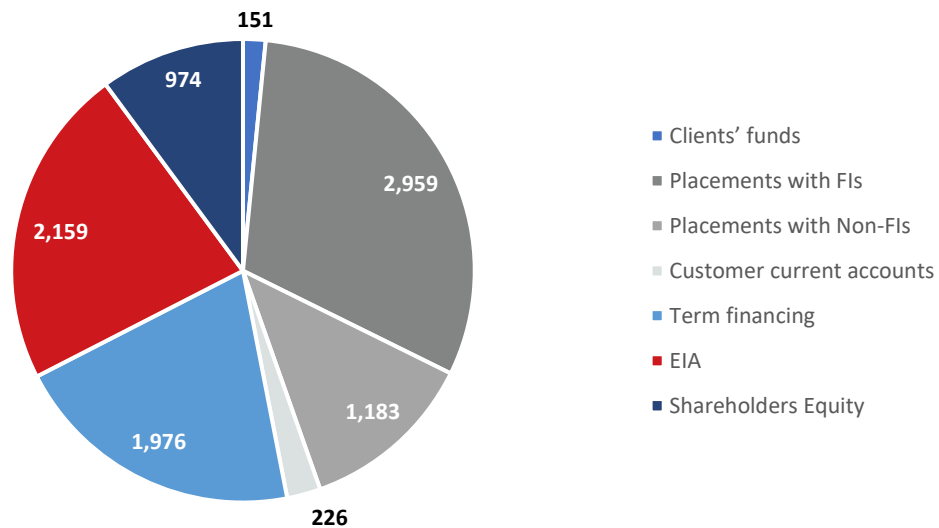
Treasury Portfolio Trend



Funding mix

Funded By	H1 23	YE 22
Clients' funds	151	123
Placements with FIs	2,959	3,791
Placements with Non-FIs	1,183	1,064
Customer current accounts	226	131
Term financing	1,976	1,942
EIA	2,159	1,214
Shareholders Equity	974	997

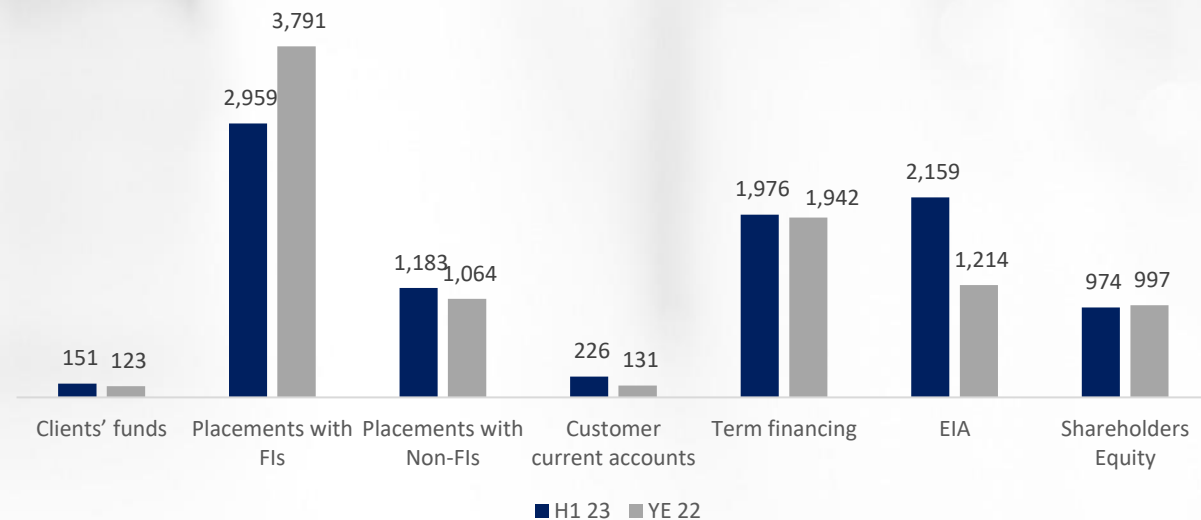
Funding Mix



Key highlights

- The increase in the funds raised is a testament to the depositor's confidence in the Group.
- The funding profile increased by 3.9% from US\$9.3 billion in December 2022 to US\$9.6 billion at 30 June 2023.
- The marginal drop in the shareholders' equity despite profits for the first half of the year is primarily due to the approval of dividends for 2022 by the shareholders.

Funding Mix Trend



Balance sheet at 30 June 2023



	(USD '000s)	
	June-23	December-22
Assets		
Cash and bank balances	399,924	858,239
Treasury portfolio	4,944,127	4,210,020
Financing assets	1,535,660	1,435,238
Real estate investment	1,331,896	1,287,086
Proprietary investment	1,027,273	1,005,053
Co-Investments	169,471	142,051
Receivables & prepayments	669,932	589,869
Property and equipment	262,514	232,735
Total	10,340,797	9,760,291
Liabilities		
Clients' funds	151,190	123,300
Placements from FI	2,959,023	3,790,870
Placements from non-FI	1,182,960	1,064,258
Customer current accounts	225,808	131,234
Term financing	1,975,706	1,942,198
Payables and accruals	630,484	423,363
Total	7,125,171	7,475,223
Equity of investment account holders	2,159,347	1,213,674
Equity	1,056,279	1,071,394
Total	10,340,797	9,760,291



Capital Adequacy: 15.22%

NSFR: 105%

LCR: 237%

BVPS: \$0.26

Net D/E ratio: 0.62x

Income statement for H1 23



	(USD '000s)		
	H1-23	H1-22	% change
Investment banking	90,517	45,098	100.7%
Commercial banking income	41,242	36,859	11.9%
Treasury and proprietary investments	42,007	40,177	4.6%
Total income	173,766	122,134	42.3%
Operating expenses	78,266	59,565	31.4%
Finance expense	31,359	20,062	56.3
Impairment allowances	6,952	(2,869)	-342.3%
Total Expenses	116,577	76,758	51.9%
Consolidated Profit	57,189	45,376	26.0%
NCI	2,573	3,196	-19.49%
Profit To Shareholders	54,616	42,180	29.48%



Income statement for Q2 2023



	(USD '000s)		
	Q2-23	Q2-22	% change
Investment banking	45,430	20,419	122.5%
Commercial banking income	15,764	17,108	-7.6%
Treasury and proprietary investments	25,637	18,584	37.6%
Total income	86,831	56,111	54.7%
Operating expenses	37,166	25,266	47.0%
Finance expense	10,598	9,072	16.5%
Impairment allowances	6,316	(4,254)	-246.5%
Total Expenses	54,080	30,084	79.7%
Consolidated Profit	32,751	26,027	25.8%
NCI	2,142	2,965	-28.6%
Profit To Shareholders	30,609	23,062	32.9%



ESG initiatives

- *Responsible Finance*
- *Sustainable Performance*
- *Environmental Management*
- *Community Engagement*
- *Social Responsibility*
- *Sustainable Procurement*

Bahrain stimulates growth by enhancing productivity and skills

Bahraini nationals and residents enjoy a sustainable and attractive living environment

A high standard of social assistance gives all Bahrainis an equal start

- *Diversity and Inclusion*
- *Health, Safety and Wellbeing*
- *Talent Attraction and Management*

A predictable, transparent, and fairly enforced regulatory system facilitates economic growth.

All Bahraini nationals and residents have access to quality healthcare

Bahrain stimulates growth by enhancing productivity and skills

- *Governance, Business Ethics and Compliance*
- *Data Privacy*
- *Risk Management*
- *Customer Experience and Relations*
- *Digitalization and Innovation*

A predictable, transparent, and fairly enforced regulatory system facilitates economic growth

Bahrain stimulates growth by enhancing productivity and skills

A world-class infrastructure links Bahrain to the global economy

ESG initiatives

Responsible Finance

We are committed to creating sustainable wealth for our investors by diversifying our portfolio of investments, contributing to the Bahrain Economic Vision 2030. GFH commits to incorporating ESG issues into investment analysis and decision-making processes. GFH's Business Units are responsible for taking ESG forward and ensuring its implementation across the investment portfolio where possible and practical. The Business Units shall report regular progress updates regarding the implementation of this Policy to the ESG Committee. Business Units shall analyse and set a dialogue on ESG objectives and risks before making a decision, whilst taking into account return on investments.

Sustainable Performance

We pursue a diversified asset allocation strategy to adapt to the multitude of challenges in an ever-changing macro environment whilst working closely with our stakeholders to realistically meet expectations. We developed a strong and consistent ability to identify, successfully bring to market and capitalize on a wide range of solid investment opportunities in some of the world's most dynamic markets and sectors. This approach signifies the Group's investment insights and commitment to increase the value of its assets, and continue to achieve a solid financial performance that reflects to its investors and shareholders.



ESG initiatives



Environmental Management

We believe that tackling environmental issues, such as climate change, environmental degradation and pollution should be part of every responsible business' agenda. GFH aspires to act in a manner that minimises the detrimental environmental impacts of its operations. We also take into account the environmental impact of our investments and financing activities, including greenhouse gas emissions, waste management, and resource use, as well as to prioritize investment opportunities in renewable energy, low-carbon transportation, and other sustainable infrastructure projects that contribute to the reduction of greenhouse gas emissions. We will engage with our clients to encourage sustainable business practices and promote the transition to a low-carbon economy.

In-Office Recycling Program:

GFH has partnered with a recycling company to arrange for recycling stations across all office floors to support responsible disposal of paper, plastic and general waste.

Elimination of Single-Use Water Bottles:

As part of our commitment to protecting the environment and focusing more on eco-friendly workplace, an internal campaign was launched where all staff has been provided with high-quality stainless steel recycled water bottles in efforts to eliminate single-use plastic bottle consumption in the office. As part of our investment approach and its indirect impacts, we consider helping minimise the footprint of our investee companies as part of our overall responsibility. Thus, we encourage our investees to manage their environmental impacts in a systematic manner and pursue measures that continuously improve their respective environmental performances. Examples of some of the best practices adopted by GFH investee companies.



ESG initiatives

Energy Management

To reduce climate impacts and increase operational efficiency, we regard energy management as crucial. We strive to reduce our environmental footprint due to energy consumption by combating energy waste by raising awareness, investing in energy efficiency measures, and continuously tracking our performance. Our efforts in this regard helped us reduce our energy intensity approximately by 14% from 2021 to 2022.

Sustainable Procurement

Through the approved supplier procurement methodology, measures are being taken to reduce the amount of packaging consumed by the company. This includes but is not limited to, the reduction in consumption of plastic bottles, the distribution of company issued refillable water bottles as well as the use of non-plastic eating utensils. We stand up for basic human rights and refrain from engaging in business ventures that violate such rights. When possible, we choose to cooperate with local suppliers to help community development and lessen negative environmental effects. In 2022 the spending on local suppliers increased 35% compared to 2021.



Awards and accolades

Best Private Bank
Best Investment Management Firm
MEA Finance

Best Investment Bank (Middle East)
International Business Magazine

Most Innovative Diversified Investment Portfolio
Global Business Outlook
Best Investment Bank

Investment Banking Market Leader
Euromoney International

*Top 30 Asset Management
Companies in ME*
Forbes

Best Investments Management
Best Real Estate Investment Firm
MEA Finance

Bahrain's Best Investment Bank
International Banker

Best Islamic Investment Bank
Global Islamic Finance (GIFA)

THANK YOU

Our latest financial statements and other regulatory reports can
now be accessed on our website [gfh.com](https://www.gfh.com)





GFH Financial Group Reports Results for the first half of 2023

Attendees from GFH Financial Group:

Mr. Surya Hariharan, Chief Financial Officer

A very good afternoon and warm welcome to GFH Financial Group's results presentation for the first half of 2023. My name is Surya Hariharan and today I am joined by my colleagues from the senior management team on the call.

We are pleased to announce another quarter of enhanced performance and results including continued growth in the Group's income and profitability. Against a less certain market and ongoing volatility across global markets, the diversity of our business lines and the expertise of our teams ensured that we are working well in such economic cycles.

Let me provide you with the key milestones achieved by the Group during the first half of 2023 –

- Net profit attributable to shareholders of US\$54.6 million up by 29.4%.
- Consolidated net profit for the period of US\$57.2 million, an increase of 26.0%.
- Rise in total income for the period by 42.3% to US\$173.8 million.
- Growth in total assets by 5.9% to US\$10.3 billion
- Increase in operating expenses by 31.4% during the period to US\$78.3 million
- Increase in finance expenses in line with the rising rate environment to US\$ 31.4 million during first half of 2023 from US\$ 20 million during first half of 2022.
- Capital adequacy ratio of 15.2%
- Total assets and assets under management increased to US\$18.8 billion

Key highlights of our performance for the second quarter of 2023 compared to similar period in 2022 were as follows –

- Net profit attributable to shareholders of US\$30.6 million up by 32.5%.
- Consolidated net profit for the period of US\$32.8 million, an increase of 26%.
- Rise in total income for the period by 54.7% to US\$86.8 million.
- Increase in operating expenses by 47.1% during the period to US\$37.2 million
- Increase in finance expenses in line with the rising rate environment to US\$ 10.6 million during second quarter of 2023 from US\$ 9.1 million during second quarter of 2022

Our strength was reflected across verticals, including our investment banking, commercial banking, and treasury and proprietary business lines.

Highlights of the contribution by each of the business lines were as follows –

Investment Banking – Investment banking, which remains our core business line, contributed roughly half of the total income of the Group for the period. GFH was successful in placing 4 private equity/real estate deals during first half of 2023 generating an income of US\$45.4 million for second quarter and US\$90.5 million for the first half of the year. Investment banking income grew by more than 100% during the first half of 2023. Our diverse investment portfolio, which spans the GCC, UK, Europe, and the US, continued to perform robustly, with our strategy of targeting defensive, recession-proof sectors once again proving its effectiveness in creating value for investors and shareholders in the face of significant headwinds. We have also built a strong pipeline of exciting deals for the rest of the year.



Commercial Banking – We realised growth in contribution from our commercial banking subsidiary, Khaleeji Bank, which recorded a net profit of US \$ 18.44 million during the first half of 2023. Our stake in Khaleeji Bank has enhanced our diversity of results. Khaleeji Bank’s gross income contributed 23.7% of the total income of the Group.

Treasury and Proprietary investments – Contribution from Treasury and proprietary investments increased during the first half of 2023 compared to first half of 2022 by 4.6%. This business line contributed 24% of the total income of the Group. All our investments within this portfolio continue to perform in line with our strategy. However, the rising finance costs, in line with the growing rate environment has impacted the net spread of the treasury performance. We continue to monitor the markets closely and accordingly evaluate our strategy relating to this business line.

The Group’s total assets at end of first half of 2023 stood at US\$10.3 billion, compared with US\$9.8 billion on 31 December 2022, an increase of 6%. The primary increase is due to the increase in treasury portfolio of the Group. The Group’s liabilities declined from US\$7.5 billion as at 2022-year end to US\$7.1 billion at 30 June 2023. The liabilities raised through money market funds have been actively deployed in the liquid asset portfolio of the Bank.

Total equity attributable to shareholders dropped from US\$997 million at 31 December 2022 to US\$ 974 million at end of first half of 2023. The primary movement in shareholders’ equity was the current period’s profitability, dividends approved by the shareholders for 2022 and changes in treasury shares.

Our performance translates into an annualised return on equity of 11.2% and return on assets of 1.2%. Turning to regulatory ratios, our capital adequacy ratio was at 15.2%, Liquidity coverage ratio at 237% and Net Stable Funding ratio at 105%. All our regulatory ratios are above the prescribed thresholds.

We entered 2023 from a position of strength and we continued to show our strategy performs well across the cycle. We have been able to undertake key investments during 2023 and successfully placed 4 real estate/private equity products with investors, during this period. Our commercial banking subsidiary was able to successfully adapt to high-interest rates during the period and achieved sound growth. Similarly, our Treasury business rebalanced its portfolio and achieved good performance during the first half of the year. We aim to further build our portfolio of income generating assets in the GCC, where economic growth is expected to continue in the coming periods.

Having entered the year with good momentum, we look forward to building on these results and generating even greater value for our investors and shareholders in the forthcoming periods.

I would like to thank you for your time this afternoon and open the floor for any questions you may have.

مجموعة جي إف إتش تعلن نتائجها المالية للنصف الأول من عام 2023

الحضور من مجموعة جي إف إتش المالية:

السيد سوريا هاريهاران، رئيس الشؤون المالية

مرحباً بكم في هذا العرض التقديمي للنتائج المالية لمجموعة جي إف إتش للنصف الأول من عام 2023. اسمي سوريا هاريهاران وينضم إلي على الهاتف اليوم زملائي من فريق الإدارة العليا.

يسرنا أن نعلن عن ربع آخر من الأداء القوي والنتائج المالية الجيدة، بما في ذلك النمو المستمر في دخل وربحية المجموعة. على الرغم من حالة عدم اليقين والتقلبات التي سادت الأسواق العالمية، إلا أنه بفضل تنوع خطوط أعمالنا وخبرة فرق العمل لدينا تمكنا من تحقيق أداء جيد خلال هذه الدورات الاقتصادية.

يسرني أن أقدم لكم أهم الإنجازات التي حققتها المجموعة خلال النصف الأول من عام 2023:

- ربح صافي عائد للمساهمين بقيمة 54.6 مليون دولار أمريكي، بزيادة 29.34%.
- ربح صافي موحد خلال الفترة بقيمة 57.2 مليون دولار أمريكي، بزيادة 26.2%.
- ارتفاع صافي الدخل للفترة بـ 42.3% إلى 173.8 مليون دولار أمريكي.
- نمو في إجمالي الأصول بنسبة 5.9% إلى 10.3 مليار دولار أمريكي.
- زيادة في المصروفات التشغيلية بنسبة 31.4% خلال الفترة إلى 78.3 مليون دولار أمريكي.
- زيادة في مصروفات التمويل تماشياً مع أسعار الفائدة المتزايدة إلى 31.4 مليون دولار أمريكي خلال النصف الأول 2023 من 20 مليون دولار أمريكي خلال النصف الأول 2022.
- معدل كفاية رأس المال بنسبة 15.2%.
- زيادة إجمالي الأصول والأصول تحت الإدارة إلى 18.8 مليار دولار أمريكي.

فيما يلي أبرز نتائج أدائنا خلال الربع الأول 2023 مقارنة بنفس الفترة من عام 2022 :

- ربح صافي عائد للمساهمين بقيمة 30.6 مليون دولار بزيادة 32.5%.
- ربح صافي موحد للفترة بقيمة 32.8 مليون دولار أمريكي، بزيادة 26%.
- ارتفاع الدخل الإجمالي للفترة بنسبة 54.7% إلى 86.8 مليون دولار أمريكي.
- زيادة المصروفات التشغيلية بنسبة 47.1% خلال الفترة إلى 37.2 مليون دولار أمريكي.
- زيادة في مصروفات التمويل تماشياً مع أسعار الفائدة المتزايدة إلى 10.6 مليون دولار أمريكي خلال الربع الثاني 2023 من 9.1 مليون دولار أمريكي خلال الربع الثاني 2022.

انعكست قوة أدائنا عبر خطوط أعمالنا التي تشمل الأعمال المصرفية الاستثمارية، الأعمال المصرفية التجارية، الخزنة والاستثمارات الخاصة.

فيما يلي أبرز المساهمات التي تحققت من كل خط من خطوط الأعمال:

الأعمال المصرفية الاستثمارية - ساهمت الأعمال المصرفية الاستثمارية، التي لا تزال تشكل خط أعمالنا الأساسي، بما يقرب من نصف إجمالي دخل المجموعة لهذه الفترة، فقد نجحت المجموعة في طرح 4 معاملات ملكية خاصة/عقارية خلال النصف الأول من عام 2023 محققة دخلاً قدره 45.4 مليون دولار أمريكي للربع الثاني و90.5 مليون دولار أمريكي للنصف الأول من العام.

نما دخل الخدمات المصرفية الاستثمارية بأكثر من 100% خلال النصف الأول من عام 2023. استمرت محافظتنا الاستثمارية المتنوعة، التي تمتد عبر دول مجلس التعاون الخليجي والمملكة المتحدة وأوروبا والولايات المتحدة، في الأداء القوي، مع استراتيجيتنا التي تستهدف القطاعات المنخفضة المخاطر والمقاومة للركود، لتثبت مرة أخرى فعاليتها في خلق قيمة للمستثمرين والمساهمين في مواجهة تقلبات الأسواق. لقد قمنا أيضاً بتجهيز مجموعة قوية من المعاملات الجذابة لبقية العام.

الأعمال المصرفية التجارية - لقد حققنا نمواً في مساهمة شركتنا للأعمال المصرفية التجارية التابعة لنا، خليجي بنك، الذي سجل ربحاً صافياً 18.44 مليون دولار أمريكي خلال النصف الأول من عام 2023. وقد عززت حصتنا في خليجي بنك تنوع نتائجنا، كما ساهم إجمالي الدخل لخليجي بنك بنسبة 23.7% من إجمالي دخل المجموعة.

الخزانة والاستثمارات الخاصة - زادت مساهمة الخزينة والاستثمارات الخاصة خلال النصف الأول من عام 2023 مقارنة بالنصف الأول من عام 2022 بنسبة 4.6%. ساهم خط الأعمال هذا بنسبة 24% من إجمالي دخل المجموعة. تستمر جميع استثماراتنا في هذه المحفظة في الأداء بما يتماشى مع استراتيجيتنا. ومع ذلك، فقد أثر ارتفاع تكاليف التمويل وأسعار الفائدة المتزايدة على توسع أداء الخزانة. نواصل مراقبة الأسواق عن كثب وبالتالي تقييم استراتيجيتنا المتعلقة بخط العمل هذا. بلغ إجمالي أصول المجموعة في نهاية النصف الأول من عام 2023 ما قيمته 10.3 مليار دولار أمريكي، مقارنة بـ 9.8 مليار دولار أمريكي في 31 ديسمبر 2022، بزيادة قدرها 6% وتعزى الزيادة بشكل أساسي إلى الزيادة في محفظة الخزانة للمجموعة. انخفضت مطلوبات المجموعة من 7.5 مليار دولار أمريكي في نهاية عام 2022 إلى 7.1 مليار دولار أمريكي في 30 يونيو 2023. تم توزيع المطلوبات التي تم جمعها من خلال صناديق أسواق المال بشكل فعال في محفظة الأصول السائلة للبنك.

انخفض إجمالي حقوق الملكية العائدة للمساهمين من 997 مليون دولار أمريكي في 31 ديسمبر 2022 إلى 974 مليون دولار أمريكي في نهاية النصف الأول من عام 2023. وكانت الحركة الأساسية في حقوق المساهمين هي ربحية الفترة الحالية وتوزيعات الأرباح التي وافق عليها المساهمون لعام 2022 والتغييرات في أسهم الخزانة.

يترجم أداءنا إلى عائد سنوي على حقوق الملكية بنسبة 11.2% وعائد على الأصول بنسبة 1.2%، وبالنسبة إلى النسب التنظيمية، بلغت نسبة كفاية رأس المال 15.2%، ونسبة تغطية السيولة 237%، ونسبة صافي التمويل المستقر 105% وتظهر النسب التنظيمية لدينا أعلى من الحدود المنصوص عليها.

لقد دخلنا عام 2023 بوضع قوي واستمرينا في إظهار أن استراتيجيتنا تؤدي أداءً جيداً عبر الدورة الاقتصادية. لقد تمكنا من القيام باستثمارات رئيسية خلال عام 2023 ونجحنا في طرح 4 منتجات عقارية/أسهم خاصة مع المستثمرين، خلال هذه الفترة. تمكنت الشركة المصرفية التجارية التابعة لنا من التكيف بنجاح مع معدلات الفائدة المرتفعة خلال الفترة وحققنا نمواً جيداً. وبالمثل، أعادت أعمال الخزانة لدينا موازنة محافظتها وحققنا أداءً جيداً خلال النصف الأول من العام. نهدف إلى زيادة بناء محافظتنا من الأصول المدرة للدخل في دول مجلس التعاون الخليجي، حيث من المتوقع أن يستمر النمو الاقتصادي في الفترات القادمة.

ومع الزخم الكبير الذي بدأنا به العام، نتطلع إلى البناء على هذه النتائج وتحقيق المزيد من القيمة لمستثمريننا ومساهميننا خلال الفترات المقبلة بمشيئة الله.

أود أن أشكركم على حضوركم هذا وأفسح المجال الآن لطرح أية أسئلة قد تكون لديكم.