

Arabian Opportunities Fund

Arabian Opportunities Fund

An open-ended investment fund

Fund Objective

Long term capital appreciation by investing in listed Middle East and North African equities.

Fund Strategy

A bottom up investment strategy considering all MENA listed companies investing in actively managed portfolios of around 30 stock picks. The portfolios are constantly reassessed, optimized and modified according to new market conditions.

Issue Price 10

Liquidity Bi-Weekly

Base Currency US Dollar

Fund Launch Date

September 27, 2007

NAV as of 31/10/2018

USD 13.9557

Fund size as of 31/10/2018

USD 13,741,992.60

Benchmark

S&P Pan Arab Composite

Identification Codes

Bloomberg Ticker AUDIOPP AB

Zawya Code AUDAROP.MF

Reuters Lipper ID LP65106988

Fund Manager

Audi Capital

Administrator/Custodian

HSBC Saudi Arabia Limited

Minimum Investment

USD 10,000

Liquidity

Sunday & Tuesday

Contacts

>Waleed Al-Nekhaish

Head of Asset Management

Phone: 966-11-2199373

Email: Waleed.AINekhaish@audicapital.com

>Karim Nassif – Head of MENA Investments

Phone: 966-11-2199374

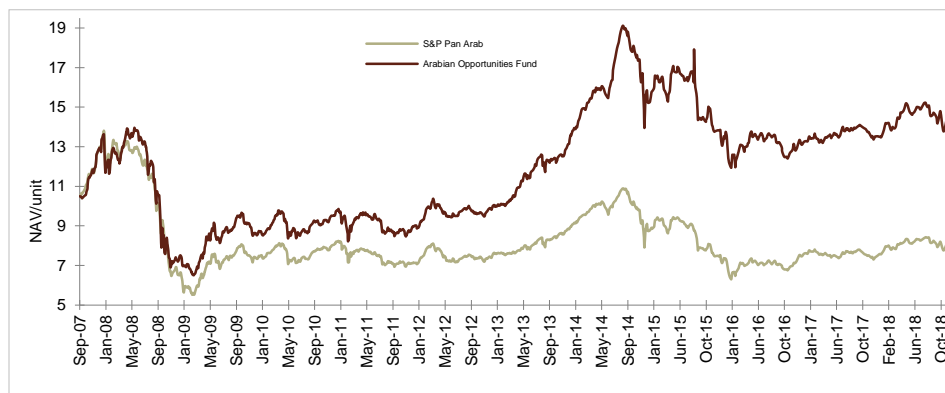
Email: karim.nassif@audicapital.com

> Ahmed Korayem– Head of Local Investments

Phone: 966-11-2199379

Email: ahmed.korayem@audicapital.com

Performance Since Inception

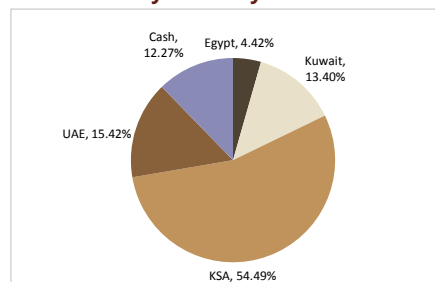


Fund Performance

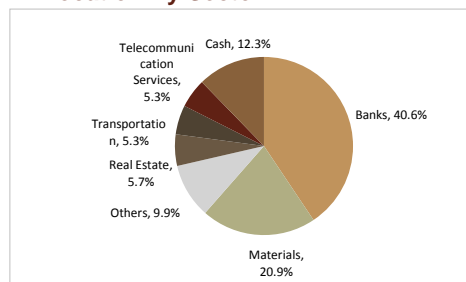
Cumulative (%)	AOF	S&P Pan Arab Index	Active Performance
MTD	-2.26	-0.49	-1.77
1 Month	-2.26	-0.49	-1.77
3 Months	-3.78	-3.14	-0.65
YTD	6.69	7.31	-0.62
2017	2.59	0.52	2.07
2016	-3.78	3.70	-7.48
2015	-10.14	-17.17	7.03
2014	14.81	-1.40	16.21
2013	37.94	21.74	16.20
2012	9.93	3.64	6.28
2011	-6.47	-12.73	6.26
2010	12.82	11.35	1.47
2009	18.24	13.58	4.66
2008	-45.33	-51.62	6.29
2007*	24.20	24.30	-0.10
Since Inception (Sept 27,2007)	39.56	-23.50	63.05
Annualized (%)			
1 year	5.62	9.35	-3.73
2 year	6.76	8.84	-2.08
3 year	1.04	2.32	-1.28

* This figure is reflective of the period from September 27th, 2007 to December 31st, 2007.

Allocation By Country



Allocation By Sector



Risk Indicators

	AOF	S&P
Sharpe Ratio	0.049	0.026
Information Ratio	0.063	Na
Monthly Volatility	14.15%	12.41%

Audi Capital - KSA

Centria Building • Prince Mohammad bin Abdulaziz Road (Tahlia) • P.O.Box 250744 • Riyadh 11391 • Saudi Arabia
Phone: +966 1 2199300 • Fax: +966 1 4627942 • Email: contactus@audicapital.com • www.audicapital.com

This update does not constitute an offer of shares and should not be relied upon by any person accruing or otherwise dealing in shares of the company. Subscription of shares in the company may only currently be made on the terms of the placing memorandum of the company. It should be noted that investment in the fund is only suitable for sophisticated investors who are aware of the risks of investing and should not be re-graced as long term. Please remember that past performance is not necessarily a guide to the future. Market and currency movements may cause the value of shares and the income from them to fluctuate and you may get back less than you invested when you decide to sell your share. The information contained herein, including any expression of opinion, has been obtained from or is based upon sources believed to be reliable, and is believed to be fair and not misleading; however, Audi Capital does not guarantee its accuracy or completeness. The information contained herein must not be reproduced in whole or in part without the prior written consent of Audi Capital.