




المتحدة للأوراق المالية ش.م.م  
UNITED SECURITIES LLC.

# Saudi Cement Sector

## Chart Book

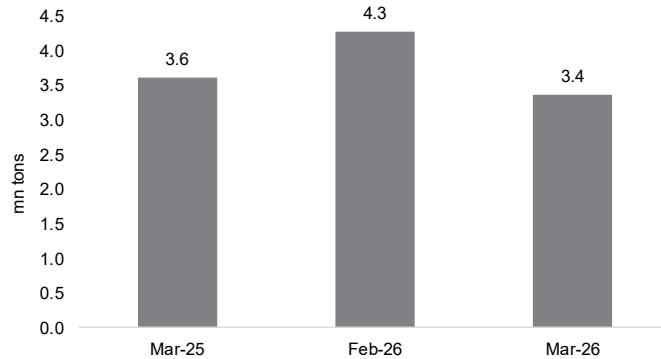
07 April 2026



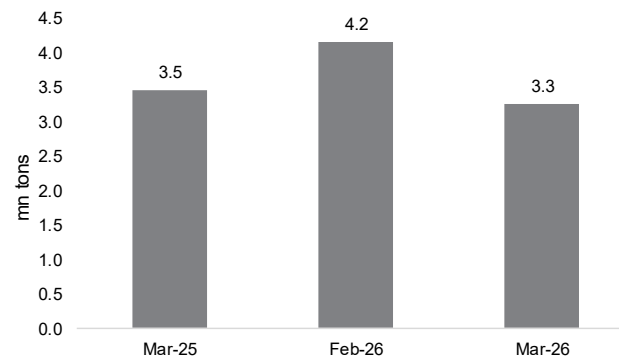


# Cement volume performance for the month of March 2026

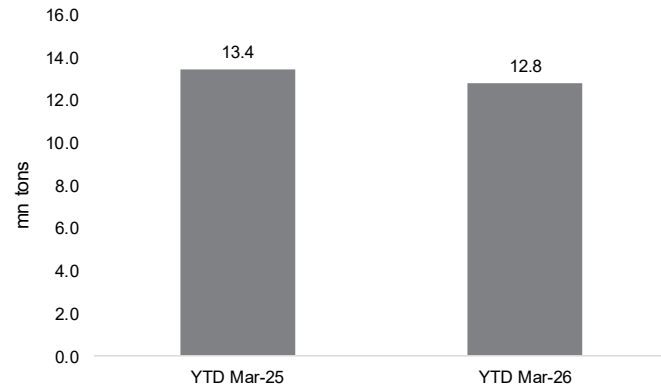
### Total Cement Volume



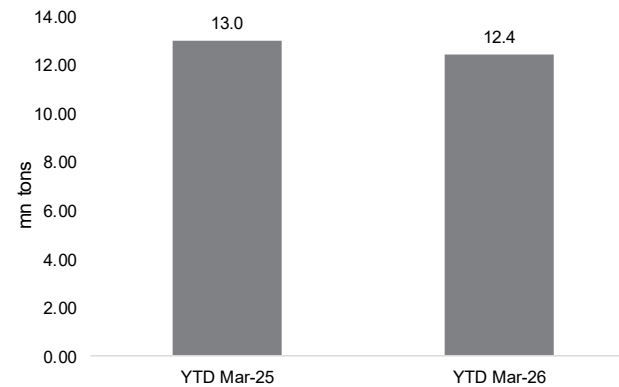
### Domestic Cement Sales



### Cement Sales (YTD)



### Domestic Cement Sales (YTD)

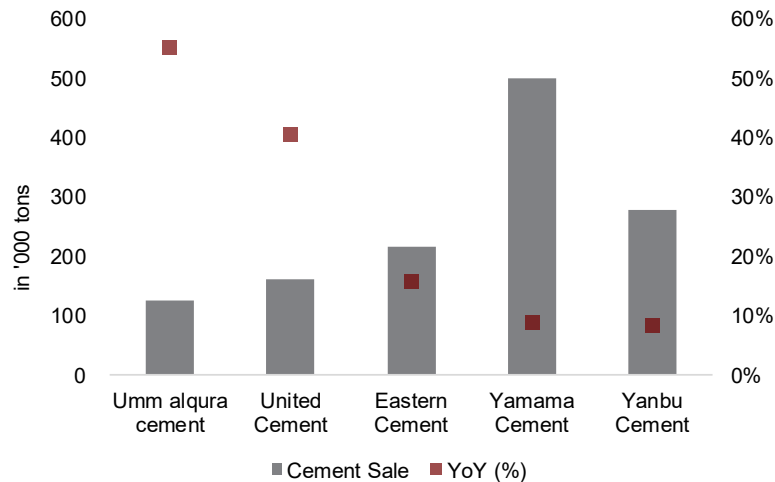


- Overall cement sales for the month of March – 26 decreased by 6.7% YoY and 21.3% sequentially.
- Domestic sales for the month were down 5.6% YoY and decreased 21.7% MoM.

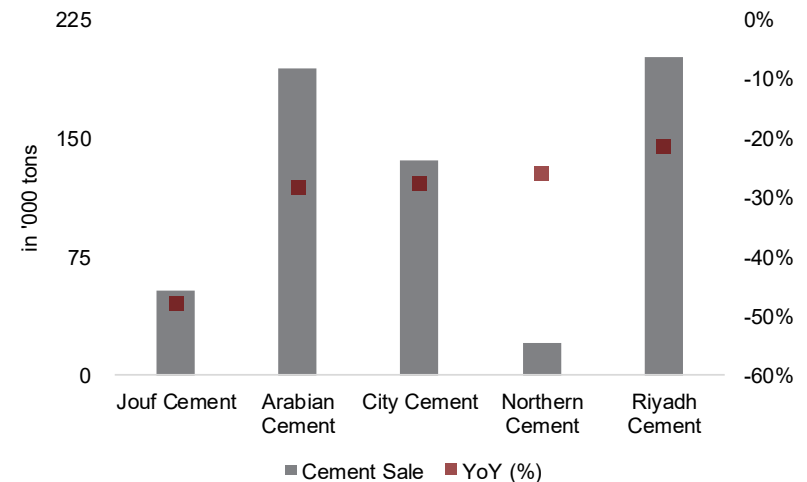


## Top performers for the month...

### Top performers



### Underperformers

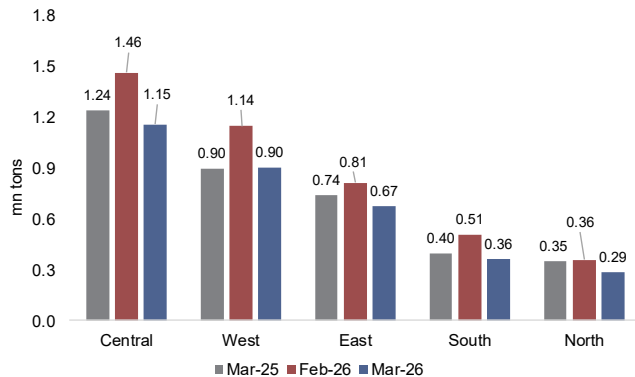


- Umm Alqura (+55% YoY), United Cement (+40%), Eastern Cement (+16%), Yamama Cement (+9%), and Yanbu Cement (+8%) were the top-5 performers for the month of Mar-26.
- Jouf Cement (-48% YoY), Arabian Cement (-28% YoY), City Cement (-28% YoY), Northern Cement (-26% YoY), and Riyadh Cement (-21% YoY) were the top-5 underperformers for the month of Mar-26.

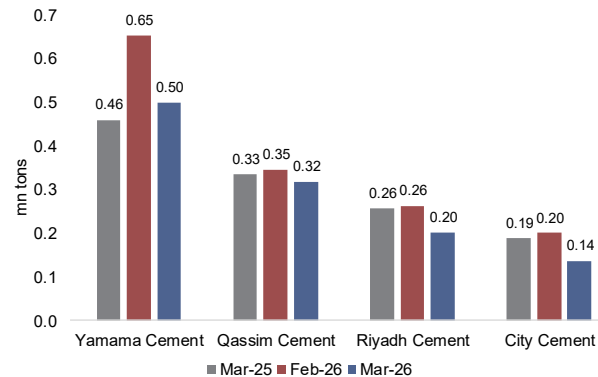
# Regional trend in cement volumes...



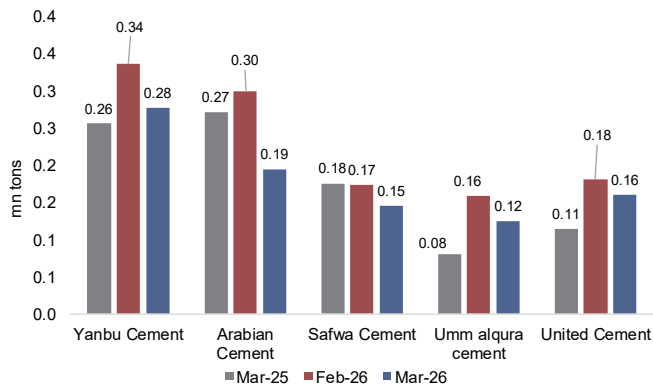
## Regionwise cement sales



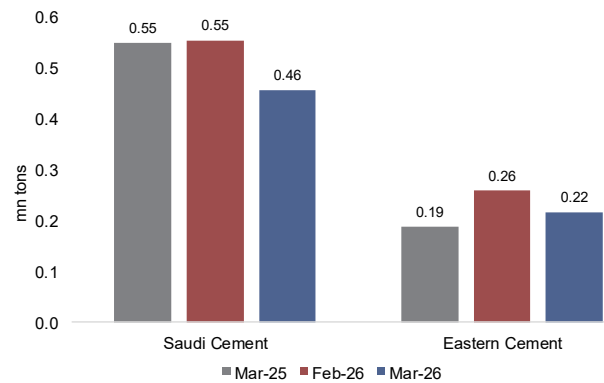
## Central Region Cement Sales



## Western cement sales



## Eastern cement sales

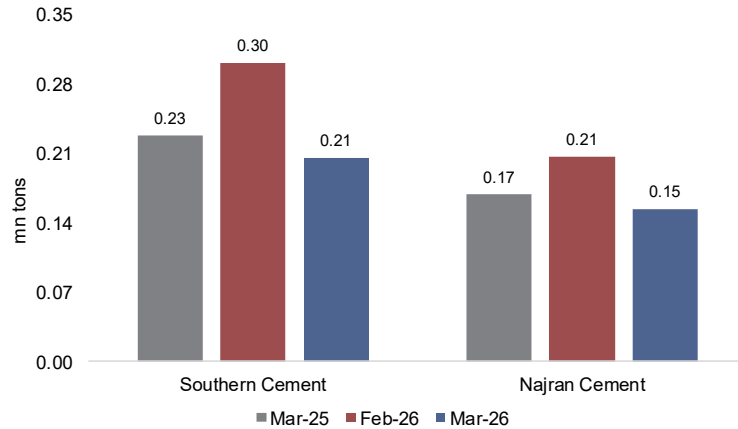


- Cement sales were down across most regions during the month.
- The Central region reported a 6.8% YoY decrease in cement sales.
- The Western region reported a 0.4% YoY increase in volumes.
- The Eastern region bucked the trend reporting a decrease in volume of 8.6% YoY.

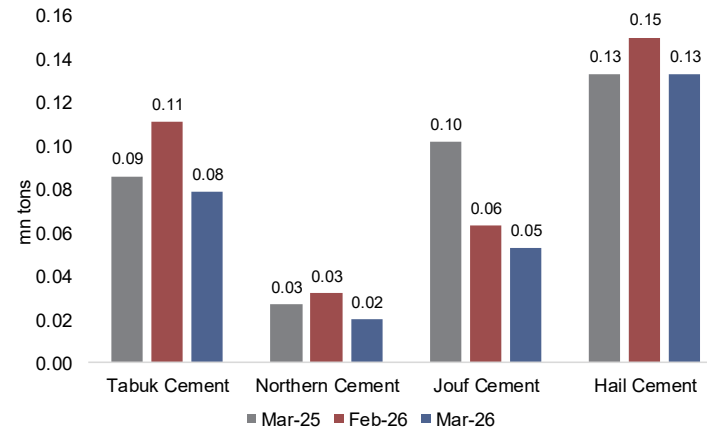


## Regional trend in cement volumes (contd.)...

Southern cement sales



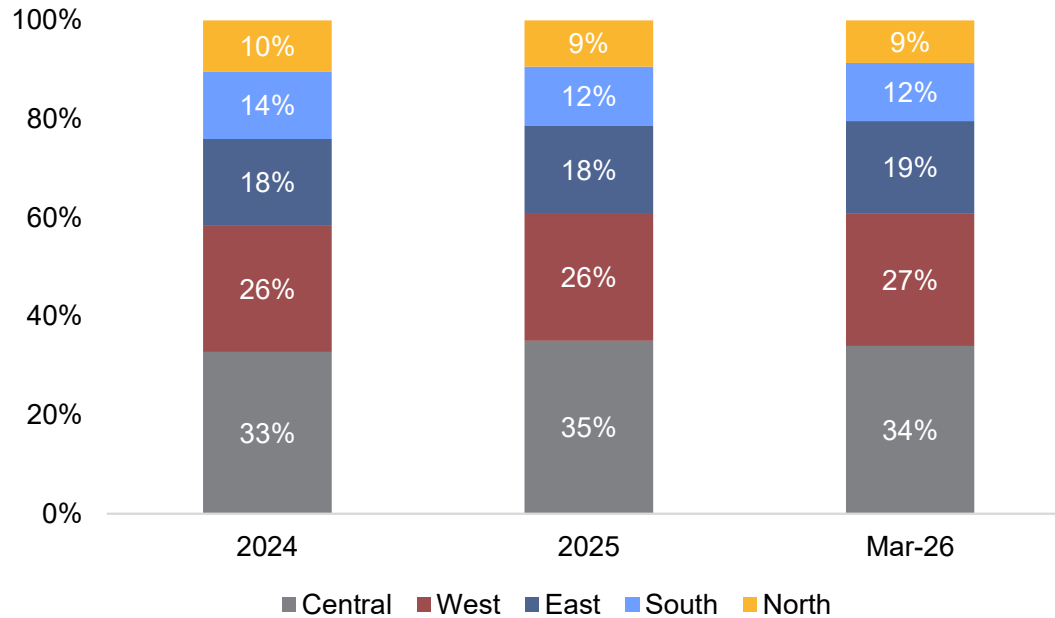
Northern cement sales



- Cement volumes in the Northern region reported a decrease of 18.1% YoY, while the South reported a decline of 9.3% YoY.



## Cement market share - Regionwise...

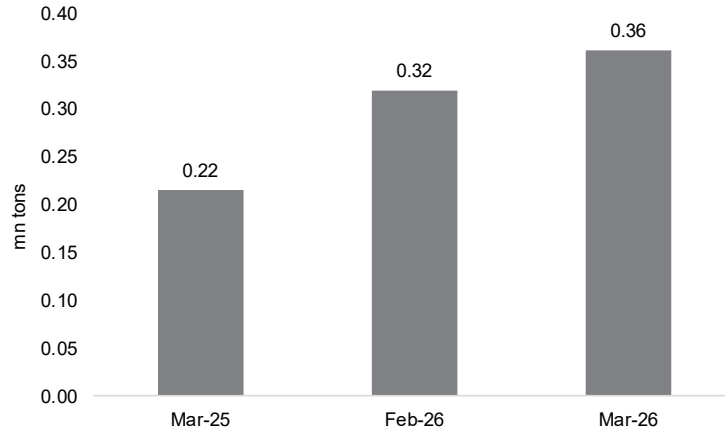


- The Central region and the Western regions accounted for c.60% of the cement volume.
- The market share of East has improved slightly, while the other regions were largely flat vis-à-vis 2025 levels.

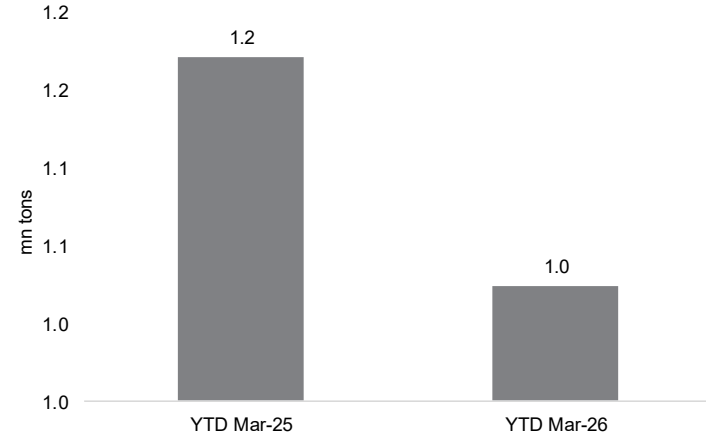


# Clinker sales performance

Clinker sales



Clinker sales - YTD

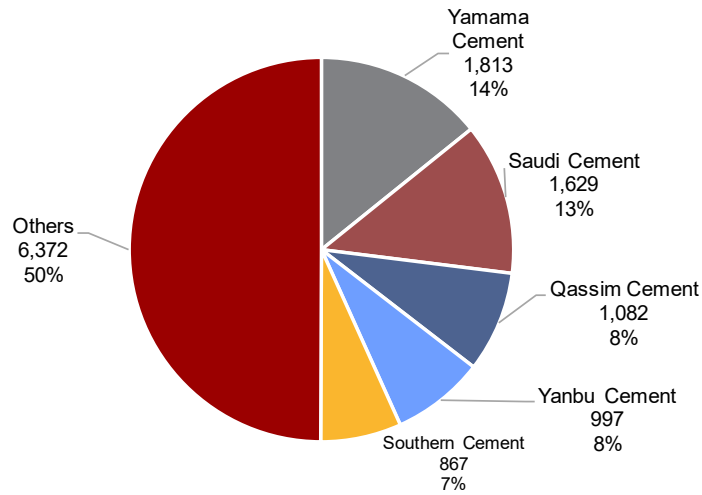


- Clinker sales reported a 67.9% YoY increase in volumes, with the same being made entirely by exports.



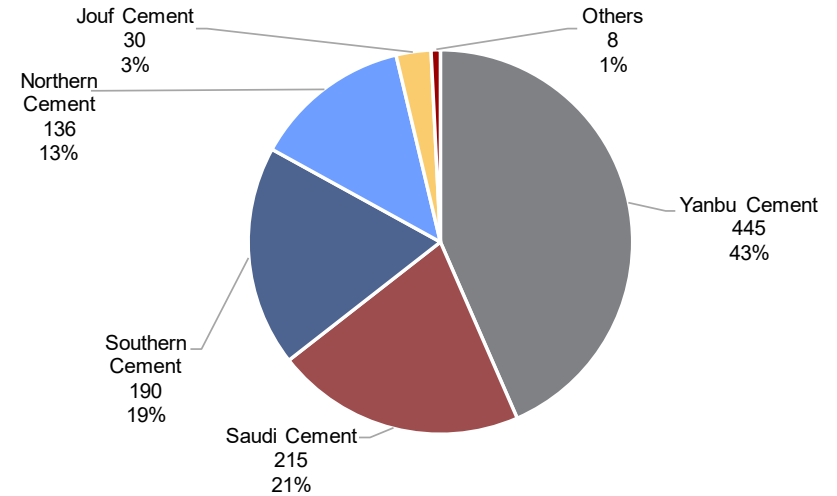
# Cement and clinker market share

**Cement market share: Mar - 26**



Volume in 000' tons

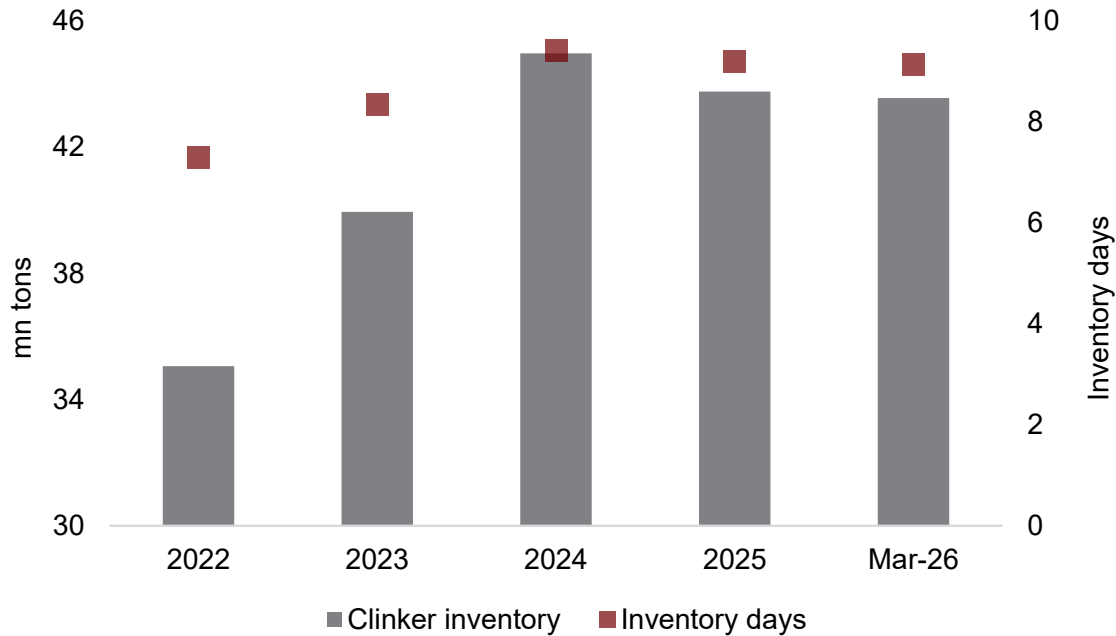
**Clinker market share: Mar - 26**



- The top-5 players contribute approximately 50% of cement sales, whereas clinker sales are largely concentrated with the top-5 players.



## Clinker inventory levels



- Clinker inventory decreased from 43.8mn tons in Dec-25 to 43.6mn tons in Mar-26.
- The industry had inventory of c.9 months of clinker production (based on TTM production).

---

## Key contacts

---

### Research Team

---

|  |   |                         |
|--|---|-------------------------|
| Joice Mathew   | Manna Thomas ACCA   | Contact Address         |
| Sr. Manager - Research   | Research Associate  | P. O Box: 2566; P C 112 |
| E-Mail: <a href="mailto:joyce@usoman.com">joyce@usoman.com</a> | Email: <a href="mailto:manna.t@usoman.com">manna.t@usoman.com</a> | Sultanate of Oman       |
| Tel: +968 2476 3311  | Tel: +968 2476 3347   | Tel: +968 2476 3300     |

### DISCLAIMER

This document is not for public distribution and has been furnished to you solely for your information and must not be reproduced or redistributed to any other person. Persons into whose possession this document may come are required to observe these restrictions. Opinion expressed is our current opinion as of the date appearing on this material only. We do not undertake to advise you as to any change of our views expressed in this document. While we endeavour to update on a reasonable basis the information discussed in this material, United Securities, its subsidiaries and associated companies, their directors and employees are under no obligation to update or keep the information current. Also, there may be regulatory, compliance, or other reasons that prevent us from doing so. Prospective investors and others are cautioned that any forward-looking statements are not predictions and may be subject to change without notice. Our proprietary trading and investment businesses may make investment decisions that are inconsistent with the recommendations expressed herein. The information in this document has been printed on the basis of publicly available information, internal data and other reliable sources believed to be true and are for general guidance only. While every effort is made to ensure the accuracy and completeness of information contained, the company takes no guarantee and assumes no liability for any errors or omissions of the information. No one can use the information as the basis for any claim, demand or cause of action.

Recipients of this material should rely on their own investigations and take their own professional advice. Each recipient of this document should make such investigations as it deems necessary to arrive at an independent evaluation of an investment in the securities of companies referred to in this document (including the merits and risks involved), and should consult their own advisors to determine the merits and risks of such an investment. Price and value of the investments referred to in this material may go up or down. Past performance is not a guide for future performance. United Securities LLC, and affiliates, including the analyst who has issued this report, may, on the date of this report, and from time to time, have long or short positions in, and buy or sell the securities of the companies mentioned herein or engage in any other transaction involving such securities and earn brokerage or compensation or act as advisor or have other potential conflict of interest with respect to company/ies mentioned herein or inconsistent with any recommendation and related information and opinions. United Securities LLC and affiliates may seek to provide or have engaged in providing corporate finance, investment banking or other advisory services in a merger or specific transaction to the companies referred to in this report, as on the date of this report or in the past.