

**ASG PLASTIC FACTORY COMPANY**  
(A SAUDI JOINT STOCK COMPANY)

**INTERIM CONDENSED CONSOLIDATED FINANCIAL INFORMATION (UNAUDITED)**  
**FOR THE THREE – MONTH PERIOD ENDED 31 MARCH 2026**  
**AND INDEPENDENT AUDITOR’S REVEIW REPORT**

**ASG PLASTIC FACTORY COMPANY**  
(A SAUDI JOINT STOCK COMPANY)

**INTERIM CONDENSED CONSOLIDATED FINANCIAL INFORMATION (UNAUDITED)**  
**FOR THE THREE – MONTH PERIOD ENDED 31 MARCH 2026 AND INDEPENDENT**  
**AUDITOR’SREVEIW REPORT**

---

<b><u>INDEX</u></b>	<b><u>PAGE</u></b>
Independent auditor’s review report on the interim condensed consolidated financial information	-
Interim condensed consolidated statement of financial position (Unaudited)	3
Interim condensed consolidated statement of profit or loss and other comprehensive income (Unaudited)	4
Interim condensed consolidated statement of changes in equity (Unaudited)	5
Interim condensed consolidated statement of cash flows (Unaudited)	6
Notes to the interim condensed consolidated financial information (Unaudited)	7 - 19

## INDEPENDENT AUDITOR'S REVIEW REPORT ON THE INTERIM CONDENSED CONSOLIDATED FINANCIAL INFORMATION

**To: The shareholders**  
**ASG PLASTIC FACTORY COMPANY**  
(A Saudi Joint Stock Company)

### Introduction

We have reviewed the accompanying interim condensed consolidated statement of financial position of **ASG PLASTIC FACTORY COMPANY, a Saudi Joint Stock Company** ("the Company") and its subsidiary (collectively referred to as "the Group") as of 31 March 2026 and the related interim condensed consolidated statements of profit or loss and other comprehensive income, changes in equity and cash flows for the three-month period then ended, and other explanatory notes. Management is responsible for the preparation and presentation of these interim condensed consolidated financial information in accordance with International Accounting Standard (34), "Interim Financial Reporting" that is endorsed in the Kingdom of Saudi Arabia. Our responsibility is to express a conclusion on this interim condensed consolidated financial information based on our review.

### Scope of Review

We conducted our review in accordance with International Standard on Review Engagements (2410), Review of Interim Financial Information Performed by the Independent Auditor of the Entity, that is endorsed in the Kingdom of Saudi Arabia. A review of interim condensed financial information consists of making inquiries, primarily of persons responsible for financial and accounting matters, and applying analytical and other review procedures. A review is substantially less in scope than an audit conducted in accordance with International Standards on Auditing, as endorsed in the Kingdom of Saudi Arabia, and consequently does not enable us to obtain assurance that we would become aware of all significant matters that might be identified in an audit. Accordingly, we do not express an audit opinion.

### Conclusion

Based on our review, nothing has come to our attention that causes us to believe that the accompanying interim condensed consolidated financial information are not prepared in all material respects, in accordance with International Accounting Standard (34), that is endorsed in the Kingdom of Saudi - Arabia.

### RSM Allied Accountants Professional Services

Mohammad Abdulmajeed Mohandes  
License No. 564  
Riyadh, Saudi Arabia  
24 Dhu al-Qi'dah 1447H (corresponding to 11 May 2026).




**INTERIM CONDENSED CONSOLIDATED STATEMENT OF FINANCIAL POSITION (UNAUDITED)**  
**AS AT 31 MARCH 2026**


	Note	31 March 2026 SAR (Unaudited)	31 December 2025 SAR (Audited)
<b>Assets</b>			
<b>Non-current assets</b>			
Property, plant and equipment, net	4	83,813,428	82,491,243
Intangible assets, net		44,168	61,618
Right-of-use assets, net	5-A	7,608,022	7,808,984
Advance payments for the acquisition of assets		4,214,606	1,828,802
<b>Total non-current assets</b>		<b>95,680,224</b>	<b>92,190,647</b>
<b>Current assets</b>			
Inventory, net	6	62,771,889	57,459,231
Due from related Party	7-B	1,520,557	975,645
Trade receivables, net	8	35,319,502	25,141,894
Prepaid expenses and other assets		8,906,594	5,905,677
Cash at banks		20,291,812	2,754,258
<b>Total current assets</b>		<b>128,810,354</b>	<b>92,236,705</b>
<b>Total assets</b>		<b>224,490,578</b>	<b>184,427,352</b>
<b>Equity and Liabilities</b>			
<b>Equity</b>			
Share capital	1	70,500,000	70,500,000
Share premium	9	23,897,450	23,897,450
Retained earnings		71,647,632	60,967,162
<b>Total Equity</b>		<b>166,045,082</b>	<b>155,364,612</b>
<b>Liabilities</b>			
<b>Non-current liabilities</b>			
Lease liabilities - non-current portion	5-B	6,933,767	6,966,023
Saudi industrial development fund loan – non-current portion	10	25,278,750	-
Employees' benefit obligations		3,375,829	2,711,926
<b>Total non-current liabilities</b>		<b>35,588,346</b>	<b>9,677,949</b>
<b>Current liabilities</b>			
Saudi industrial development fund loan – current portion	10	8,426,250	-
Lease liabilities - current portion	5-B	545,577	582,169
Trade payable		5,435,684	12,375,236
Accrued expenses and other liabilities		5,945,537	4,508,396
Zakat provision		2,504,102	1,918,990
<b>Total current liabilities</b>		<b>22,857,150</b>	<b>19,384,791</b>
<b>Total liabilities</b>		<b>58,445,496</b>	<b>29,062,740</b>
<b>Total equity and liabilities</b>		<b>224,490,578</b>	<b>184,427,352</b>

The accompanying notes from (1) to (20) form an integral part of these condensed interim consolidated financial information

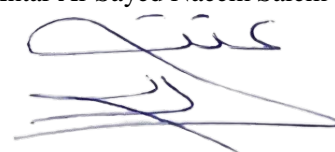
Chairman of the Board of Directors  
Othman bin Abdullah Al-Othman



Chief Executive Officer  
Al-Anoud bint Nasser Al-Nasrallah



Chief Financial Officer  
Antar Al-Sayed Naeem Salem



**ASG PLASTIC FACTORY COMPANY**  
(A SAUDI JOINT STOCK COMPANY)

**INTERIM CONDENSED CONSOLIDATED STATEMENT OF PROFIT OR LOSS AND OTHER  
COMPREHENSIVE INCOME (UNAUDITED)  
FOR THE THREE-MONTH PERIOD ENDED 31 MARCH 2026**


	Note	For the three-month period ended 31 March	
		2026 SAR (Unaudited)	2025 SAR (Unaudited)
<b><u>Profit or loss</u></b>			
Sales	12	56,036,271	48,015,059
Cost of sales		(33,406,955)	(27,983,155)
<b>Gross profit</b>		22,629,316	20,031,904
Selling and marketing expenses		(6,296,107)	(5,957,351)
General and administrative expenses		(4,532,221)	(4,055,569)
Charged an allowance for expected credit losses.	8	(307,846)	(317,266)
<b>profit from main operations</b>		11,493,142	9,701,718
Other income		219,877	347,034
Finance costs		(447,437)	(62,288)
<b>Net profit for the period before zakat</b>		11,265,582	9,986,464
Zakat		(585,112)	(255,284)
<b>Net profit for the period</b>		10,680,470	9,731,180
<b><u>Other comprehensive income</u></b>		-	-
<b>Total comprehensive income for the period</b>		10,680,470	9,731,180
<b>Basic and diluted earnings per share of net profit for the period</b>	16	1.51	1.38

The accompanying notes from (1) to (20) form an integral part of these condensed interim consolidated financial information


Chairman of the Board of Directors  
Othman bin Abdullah Al-Othman



Chief Executive Officer  
Al-Anoud bint Nasser Al-  
Nasrallah



Chief Financial Officer  
Antar Al-Sayed Naeem Salem



**INTERIM CONDENSED CONSOLIDATED STATEMENT OF CHANGES IN EQUITY (UNAUDITED)  
FOR THE THREE-MONTH PERIOD ENDED 31 MARCH 2026**

	Share capital SAR	Share premium SAR	Retained earnings SAR	Total SAR
Balance as at 1 January 2025 (Audited)	70,500,000	23,897,450	36,648,745	131,046,195
Other comprehensive income for the period	-	-	9,731,180	9,731,180
Balance as at 31 March 2025 (Unaudited)	70,500,000	23,897,450	46,379,925	140,777,375
Balance as at 1 January 2026 (Audited)	70,500,000	23,897,450	60,967,162	155,364,612
Other comprehensive income for the period	-	-	<b>10,680,470</b>	<b>10,680,470</b>
<b>Balance as at 31 March 2026 (Unaudited)</b>	<b>70,500,000</b>	<b>23,897,450</b>	<b>71,647,632</b>	<b>166,045,082</b>

The accompanying notes from (1) to (20) form an integral part of these condensed interim consolidated financial information

Chairman of the Board of Directors  
Othman bin Abdullah Al-Othman

Chief Executive Officer  
Al-Anoud bint Nasser Al-  
Nasrallah

Chief Financial Officer  
Antar Al-Sayed Naeem Salem

**ASG PLASTIC FACTORY COMPANY**  
(A SAUDI JOINT STOCK COMPANY)

**INTERIM CONDENSED CONSOLIDATED STATEMENT OF CASH FLOWS (UNAUDITED)**  
**FOR THE THREE-MONTH PERIOD ENDED 31 MARCH 2026**

	<b>For the three-month period ended 31 March</b>	
	<b>2026 SAR (Unaudited)</b>	<b>2025 SAR (Unaudited)</b>
<b>Cash flows from operating activities</b>		
Net profit for the year before Zakat	11,265,582	9,986,464
<b>Adjustments to reconcile net profit for the year before zakat:</b>		
Depreciation of property, plant and equipment	3,465,215	1,757,086
Depreciation of right-of-use assets	200,962	133,430
Amortization of intangible assets	17,450	17,450
Gain on disposal of property, plant and equipment	(19,418)	(219,475)
Gain on derecognition of lease contracts	-	(5,904)
(Reversed)/ charged from slow-moving inventory	(169,838)	69,905
Charged of expected credit loss allowance	307,846	317,266
Charged for employee benefits obligations	708,656	793,652
Finance costs	447,437	62,288
	<b>16,223,892</b>	<b>12,912,162</b>
<b>Changes in operating assets and liabilities:</b>		
Inventory	(5,142,820)	1,017,029
Trade receivable	(10,485,454)	(13,784,112)
Prepaid expenses and other assets	(3,000,917)	2,079,810
Due from related party	(544,912)	(452,991)
Due to related parties	-	19,197
Trade payable	(6,939,552)	2,991,551
Accrued expenses and other liabilities	1,087,673	1,956,559
<b>Cash (Used in) / Generated from Operations</b>	<b>(8,802,090)</b>	<b>6,739,205</b>
Employee benefits obligations paid	(44,753)	(55,493)
<b>Net cash (Used in) generated from operating activities</b>	<b>(8,846,843)</b>	<b>6,683,712</b>
<b>Cash flows from investing activities</b>		
Purchase of property, plant and equipment	(3,956,739)	(8,039,611)
Advance payments for acquisition of assets	(3,855,021)	(5,017,436)
Proceeds from sale of property, plant and equipment	657,974	465,462
<b>Net cash used in investing activities</b>	<b>(7,153,786)</b>	<b>(12,591,585)</b>
<b>Cash flows from financing activities</b>		
Proceeds from the industrial development fund loan	33,705,000	-
Lease liabilities paid	(166,817)	(127,074)
<b>Net cash used in financing activities</b>	<b>33,538,183</b>	<b>(127,074)</b>
<b>Net change in cash at banks</b>	<b>17,537,554</b>	<b>(6,034,947)</b>
Cash at banks at the beginning of the period	2,754,258	26,973,377
<b>Cash at banks at the end of the period</b>	<b>20,291,812</b>	<b>20,938,430</b>

**Non-cash transactions**

Transferred from advances for the purchase of assets to property, plant and equipment	1,469,217	5,672,941
Accrued financing cost	349,468	-

The accompanying notes from (1) to (20) form an integral part of these condensed interim consolidated financial information.

Chairman of the Board of Directors  
Othman bin Abdullah Al-Othman

Chief Executive Officer  
Al-Anoud bint Nasser Al-Nasrallah

Chief Financial Officer  
Antar Al-Sayed Naeem Salem

**NOTES TO THE INTERIM CONDENSED CONSOLIDATED FINANCIAL INFORMATION  
FOR THE THREE-MONTH PERIOD ENDED 31 MARCH 2026 (UNAUDITED)**

**1-ORGANIZATION AND ACTIVITIES**

Asg Plastic Factory Company (“the Company”) is a Saudi joint-stock Company listed on the stock exchange, registered in Sudair Industrial and Business City, Kingdom of Saudi Arabia. It is registered under the Unified National Number 7001660146 and Commercial Registration Number 1126002230, issued on 10 Rajab 1436H (corresponding to 29 April 2015).

The Company’s address is Sudair City for Industry and Businesses, Kingdom of Saudi Arabia.

The condensed consolidated interim financial information as at 31 March 2026 includes the condensed interim financial information of the Company and its subsidiary, collectively referred to as (“the Group”):

**Subsidiary Company Information:**

<b><u>Subsidiary company name</u></b>	<b><u>Unified National Number</u></b>	<b><u>Direct Ownership % 31 March 2026</u></b>	<b><u>Direct Ownership % 31 December 2025</u></b>	<b><u>Capital SAR</u></b>	<b><u>Number of Shares</u></b>
Ask Pipes Company	7005455683	100%	100%	250,000	250

-The Group’s activities consist of Manufacture of boxes from plastics, Manufacture of all kinds of flasks from plastics, Manufacture of household tools and kitchen and decoration one-use tools, Freight transport by road

-As at 31 March 2026, the share capital of the Group amountes to SAR 70,500,000 (31 December 2025: SAR 70,500,000).

**Geopolitical Developments**

The Group continues to monitor regional geopolitical developments and their potential impact on the Kingdom of Saudi Arabia and the wider GCC region, given that the majority of the Group’s operations are conducted within the GCC region. While the situation continues to evolve, the Group maintains a robust operational framework to manage the associated risks. These developments have not had any material impact on the Group’s condensed consolidated interim financial information for the period ended 31 March 2026; however, due to the evolving nature of the situation, the Group will continue to assess the potential long-term implications on its business in future reporting periods.

**2- BASIS OF PREPARATION OF THE INTERIM CONDENSED CONSOLIDATED FINANCIAL INFORMATION**

**2-1 INFORMATION OF COMPLIANCE**

These interim condensed consolidated financial information have been prepared in accordance with International Accounting Standard (IAS) 34 ‘Interim Financial Reporting’, as adopted in the Kingdom of Saudi Arabia, and other standards and pronouncements issued by the Saudi Organization for Chartered and Professional Accountants (SOCPA).

The condensed interim consolidated financial information do not include all the information and disclosures required in the annual consolidated financial statements and should be read in conjunction with the latest annual consolidated financial statements for the year ended 31 December 2025. The results for the period ended 31 March 2026 are not necessarily indicative of the results that may be expected for the year ending 31 December 2026. However, selected accounting policies and explanatory notes have been included to explain significant events and transactions to understand changes in the consolidated financial position and consolidated performance of the Group since 31 December 2025.

The accounting policies adopted in the preparation of these interim condensed consolidated financial information are consistent with those used in the preparation of the Group’s annual consolidated financial information for the year ended 31 December 2025.

**2-2 BASIS OF MEASUREMENT**

The accompanying interim condensed consolidated financial information have been prepared on the historical cost basis, unless otherwise required by International Financial Reporting Standards, and on the accrual and going concern basis.

**2-3 FUNCTIONAL AND PRESENTATION CURRENCY**

This interim condensed consolidated financial information are presented in Saudi Riyals, which is the Group’s functional and presentation currency.

**NOTES TO THE INTERIM CONDENSED CONSOLIDATED FINANCIAL INFORMATION  
FOR THE THREE-MONTH PERIOD ENDED 31 MARCH 2026 (UNAUDITED)**

---

**2-BASIS OF PREPARATION OF THE INTERIM CONDENSED CONSOLIDATED FINANCIAL INFORMATION (CONTINUED)**

**2-4 BASIS OF CONSOLIDATION OF THE INTERIM CONDENSED CONSOLIDATED FINANCIAL INFORMATION**

The accompanying condensed interim consolidated financial information include the financial information of the parent company and its subsidiary as disclosed in Note (1). A subsidiary is an entity that is controlled by the Company. Control exists when the Company has the ability to direct the financial and operating policies of the entity in order to obtain benefits from its activities. In assessing control, potential voting rights that are currently exercisable are taken into account. The financial information of the subsidiary are included in the condensed interim consolidated financial information from the date control commences.

All material balances and transactions between the parent company and its subsidiary have been eliminated in preparing the condensed interim consolidated financial information. Any gains or losses arising from intra-group transactions are also eliminated upon consolidation.

**Loss of control**

The Company reassesses whether it has control over an investee if facts and circumstances indicate a change in one or more of the elements of control. A subsidiary is consolidated from the date the Company obtains control and ceases to be consolidated from the date the Company loses control of the subsidiary.

The assets, liabilities, revenues, and expenses of the acquired subsidiary are included in the consolidated financial information from the date control is transferred to the Company until such control is lost.

Profit or loss and each item of other comprehensive income are attributed to the shareholders of the Company and to the non-controlling interests, even if this results in the non-controlling interests having a deficit balance. In other words, losses are allocated to non-controlling interests even if this leads to a negative balance in their equity.

When preparing the consolidated financial information, adjustments are made to the financial information of controlled subsidiaries, if necessary, to align them with the Company's accounting policies. All intercompany assets, liabilities, equity, income, expenses, and cash flows are eliminated. Changes in the ownership interest in a subsidiary that do not result in loss of control are accounted for as equity transactions.

If the Group loses control over an investee, it:

- Derecognize the assets and liabilities of the investee.
- Derecognize the carrying amount of any non-controlling interests.
- Derecognize any cumulative translation differences previously recognized in equity.
- Recognizes the fair value of the consideration received.
- Recognizes the fair value of any retained investment.
- Recognizes any resulting gain or loss in the consolidated information of profit or loss.
- Reclassifies its share of amounts previously recognized in other comprehensive income to the consolidated information of profit or loss or transfers them to retained earnings, if required by other IFRSs.

**2-5 Eliminated transactions in the interim condensed consolidated financial information**

Balances, transactions, expenses and unrealised income arising from transactions between group entities are eliminated. Unrealised losses are eliminated in the same manner as unrealised gains, but only to the extent that there is no indication of impairment.

**2-6 Changes in Ownership Interests in Subsidiaries**

Changes in the Group's ownership interests in any subsidiary that do not result in a loss of control are accounted for as equity transactions (i.e., transactions with owners in their capacity as owners). In such cases, the carrying amounts of the controlling and non-controlling interests are adjusted to reflect the changes in their ownership interests in the subsidiary.

Any difference between the amount by which the non-controlling interest is adjusted and the fair value of the consideration paid or received is recognized directly in equity and attributed to the shareholders of the Company.

When the Group loses control of a subsidiary, the gain or loss is recognized in the consolidated information of profit or loss and is calculated as the difference between:

- 1-The total fair value of the consideration received and the fair value of any retained interests; and
  - 2-The carrying amounts of the subsidiary's assets (including goodwill) and liabilities, and any non-controlling interests.
- All amounts previously recognized in other comprehensive income relating to that subsidiary are accounted for as if the Group had directly disposed of the subsidiary's assets and liabilities. The retained investment is recorded at its fair value.

**3- New standards, amendments to standards and interpretations**

New standards and a set of amendments to standards have been issued, effective from 1 January 2026, as disclosed in the Group's annual consolidated financial information; however, they have no material impact on the Group's condensed interim consolidated financial information.

NOTES TO THE INTERIM CONDENSED CONSOLIDATED FINANCIAL INFORMATION (CONTINUED)  
FOR THE THREE-MONTH PERIOD ENDED 31 MARCH 2026 (UNAUDITED)

4- PROPERTY, PLANT AND EQUIPMENT, NET

	Buildings on leased land	Plant and equipment	Vehicles and transportation	Molds	Furniture and fixtures	Projects under construction	Total
	SAR	SAR	SAR	SAR	SAR	SAR	SAR
<b>Cost</b>							
Balance as at 1 January 2026 (Audited)	44,029,800	46,062,560	9,460,745	18,399,882	354,166	1,449,770	119,756,923
Additions during the period	-	1,289,686	210,300	616,506	-	3,309,464	5,425,956
Disposals during the period	-	(1,064,071)	-	-	-	-	(1,064,071)
<b>Balance as at 31 March 2026 (Unaudited)</b>	<b>44,029,800</b>	<b>46,288,175</b>	<b>9,671,045</b>	<b>19,016,388</b>	<b>354,166</b>	<b>4,759,234</b>	<b>124,118,808</b>
<b>Accumulated depreciation</b>							
Balance as at 1 January 2026 (Audited)	7,122,104	19,346,889	4,855,605	5,586,916	354,166	-	37,265,680
Charged during the period	550,365	1,740,850	430,920	743,080	-	-	3,465,215
Disposals during the period	-	(425,515)	-	-	-	-	(425,515)
<b>Balance as at 31 March 2026 (Unaudited)</b>	<b>7,672,469</b>	<b>20,662,224</b>	<b>5,286,525</b>	<b>6,329,996</b>	<b>354,166</b>	<b>-</b>	<b>40,305,380</b>
<b>Net Carrying value</b>							
<b>As at 31 March 2026 (Unaudited)</b>	<b>36,357,331</b>	<b>25,625,951</b>	<b>4,384,520</b>	<b>12,686,392</b>	<b>-</b>	<b>4,759,234</b>	<b>83,813,428</b>

- Buildings constructed on leased land, which have been leased from the Saudi Authority for Industrial Cities and Technology Zones (MODON) and Hautat Sudair Municipality under lease contracts ranging from 2 to 20 years (Note 5).
- Projects under construction represent the development of the third expansion of the factory building. The Company's management expects to complete these projects by March 2027, and the completion percentage reached 26% as of 31 March 2026 (Note 15).
- The carrying amount of fully depreciated assets that are still in use by the Group amounted to SAR 16,370,586 as at 31 March 2026 (31 December 2025: SAR 15,290,371).

**NOTES TO THE INTERIM CONDENSED CONSOLIDATED FINANCIAL INFORMATION (CONTINUED)**  
**FOR THE THREE-MONTH PERIOD ENDED 31 MARCH 2026 (UNAUDITED)**

**4- PROPERTY, PLANT AND EQUIPMENT, NET (CONTINUED)**

	Buildings on leased land SAR	Plant and equipment SAR	Vehicles and transportation SAR	Molds SAR	Furniture and fixtures SAR	Projects under construction SAR	Total SAR
<u>Cost</u>							
Balance as at 1 January 2025 (Audited)	28,385,968	22,759,205	8,622,088	6,410,440	354,166	7,160,625	73,692,492
Additions during the year	-	23,403,628	1,961,195	11,989,442	-	9,932,977	47,287,242
Disposals during the year	-	(100,273)	(1,122,538)	-	-	-	(1,222,811)
Transferred from Projects under construction	15,643,832	-	-	-	-	(15,643,832)	-
Balance as at 31 December 2025 (Audited)	44,029,800	46,062,560	9,460,745	18,399,882	354,166	1,449,770	119,756,923
<u>Accumulated depreciation</u>							
Balance as at 1 January 2025 (Audited)	5,507,289	14,434,656	4,138,519	3,632,620	353,789	-	28,066,873
Charged during the year	1,614,815	5,012,503	1,577,842	1,954,296	377	-	10,159,833
Disposals during the year	-	(100,270)	(860,756)	-	-	-	(961,026)
Balance as at 31 December 2025 (Audited)	7,122,104	19,346,889	4,855,605	5,586,916	354,166	-	37,265,680
<u>Net carrying amount</u>							
As at 31 December 2025 (Audited)	36,907,696	26,715,671	4,605,140	12,812,966	-	1,449,770	82,491,243

**NOTES TO THE INTERIM CONDENSED CONSOLIDATED FINANCIAL INFORMATION (CONTINUED)**  
**FOR THE THREE-MONTH PERIOD ENDED 31 MARCH 2026 (UNAUDITED)**

**5- LEASE CONTRACTS**

Right-of-use assets relate to lease contracts for land and buildings (warehouses and employee accommodation) and are depreciated on a straight-line basis over the lease terms, which range from 2 to 20 years.

The following table illustrates the movement during the period/year in both right-of-use assets and lease liabilities:

**A- Movement in the right of use assets, net:**

<b>31 March 2026 (Unaudited)</b>	<b>Lands</b>	<b>Buildings</b>	<b>Total</b>
<b>Cost</b>			
Balance as at 1 January 2026 (Audited)	9,222,622	785,793	10,008,415
<b>Balance as at 31 March 2026 (Unaudited)</b>	<b>9,222,622</b>	<b>785,793</b>	<b>10,008,415</b>
<b>Accumulated depreciation</b>			
Balance as at 1 January 2026 (Audited)	1,893,791	305,640	2,199,431
Charged for the period	120,699	80,263	200,962
<b>Balance as at 31 March 2026 (Unaudited)</b>	<b>2,014,490</b>	<b>385,903</b>	<b>2,400,393</b>
<b>Net book value</b>			
<b>As at 31 March 2026 (Unaudited)</b>	<b>7,208,132</b>	<b>399,890</b>	<b>7,608,022</b>
<b>31 December 2025 (Audited)</b>			
<b>Cost</b>			
Balance as at the beginning of the year (Audited)	7,134,057	534,845	7,668,902
Additions during the year	2,088,565	418,504	2,507,069
Disposals during the year	-	(167,556)	(167,556)
Balance as at the end of the year (Audited)	9,222,622	785,793	10,008,415
<b>Accumulated depreciation</b>			
Balance at the beginning of the year (Audited)	1,408,598	109,102	1,517,700
Charged for the year	485,193	233,961	719,154
Disposals during the year	-	(37,423)	(37,423)
Balance as at the end of the year (Audited)	1,893,791	305,640	2,199,431
<b>Net book value</b>			
Balance as at the end of the year (Audited)	7,328,831	480,153	7,808,984

**B-Movement in leases liabilities:**

	<b>31 March 2026</b>	<b>31 December 2025</b>
	<b>SAR</b>	<b>SAR</b>
	<b>(Unaudited)</b>	<b>(Audited)</b>
Balance as at the beginning of the period / year	7,548,192	5,994,069
Additions during the period / year	-	2,507,069
Disposals during the period / year	-	(112,863)
Amortization of interests during the period / year	97,969	420,630
Paid during the period / year	(166,817)	(1,260,713)
<b>Balance as at the end of the period / year</b>	<b>7,479,344</b>	<b>7,548,192</b>
<b>Lease liabilities have been classified in the consolidated information of financial position as follows:</b>		
Non-current portion	6,933,767	6,966,023
Current portion	545,577	582,169
<b>Total</b>	<b>7,479,344</b>	<b>7,548,192</b>

**NOTES TO THE INTERIM CONDENSED CONSOLIDATED FINANCIAL INFORMATION (CONTINUED)**  
**FOR THE THREE-MONTH PERIOD ENDED 31 MARCH 2026 (UNAUDITED)**

**6- INVENTORY, NET**

	<b>31 March 2026</b> <b>SAR</b> <b>(Unaudited)</b>	<b>31 December 2025</b> <b>SAR</b> <b>(Audited)</b>
Finished goods	<b>28,940,586</b>	26,564,448
semi-finished goods	<b>15,612,614</b>	12,222,707
Raw materials	<b>10,411,920</b>	12,414,961
Packing and packaging materials	<b>8,000,591</b>	6,502,387
Spare parts	<b>295,757</b>	414,145
Less: Provision for slow-moving	<b>(489,579)</b>	(659,417)
	<b>62,771,889</b>	57,459,231

The following is the movement of the provision for slow-moving inventory:

	<b>31 March 2026</b> <b>SAR</b> <b>(Unaudited)</b>	<b>31 December 2025</b> <b>SAR</b> <b>(Audited)</b>
Balance as at the beginning of the period / year	<b>659,417</b>	423,759
(Reversed)/ Charged during the period / year	<b>(169,838)</b>	235,658
<b>Balance as at the end of the period / year</b>	<b>489,579</b>	659,417

**7-RELATED PARTY TRANSACTIONS**

The Group, in the normal course of its activities, transacts with related parties. These transactions include the provision of financing services and other operating services.

A- Related party transactions are as follows:

<b>Related party</b>	<b>Relationship</b>	<b>Nature of transaction</b>	<b>Transactions For the three-month period ended 31</b>			
			<b>March (Unaudited)</b>			
			<b>2026</b>		<b>2025</b>	
			<b>SAR</b>		<b>SAR</b>	
			<b>Debit</b>	<b>Credit</b>	<b>Debit</b>	<b>Credit</b>
		Payment	-	-	953,840	-
		Purchases	-	-	-	963,515
Habat Al-Bard Plastic Factory Establishment	Owned by a former board member	Operating sales	-	-	762	-
Zat Industrial Factory Establishment	Its owner is a member of the family of the Vice Chairman of the Board of Directors.	Expenses on behalf	-	-	-	262,143
		Purchases	-	<b>224,144</b>	-	199,154
		Asset sales	<b>208,828</b>	-	-	-
		Service revenues	<b>43,528</b>	-	-	-
		Operating sales	<b>516,700</b>	-	23,595	-

On 24 September 2025, the relationship with Habat Al-Bard Plastic Factory Establishment ceased to qualified as a related party relationship due to the resignation of the Board member who owns the establishment. Accordingly, all transactions carried out with Habat Al-Bard Plastic Factory Establishment from 1 January 2025 to 24 September 2025 have been disclosed as related party transactions.

B- The following are the balances due from related party:

	<b>31 March 2026</b> <b>SAR</b> <b>(Unaudited)</b>	<b>31 December 2025</b> <b>SAR</b> <b>(Audited)</b>
Zat Industrial Factory Establishment	<b>1,520,557</b>	975,645

**NOTES TO THE INTERIM CONDENSED CONSOLIDATED FINANCIAL INFORMATION (CONTINUED)**  
**FOR THE THREE-MONTH PERIOD ENDED 31 MARCH 2026 (UNAUDITED)**

**7- RELATED PARTY TRANSACTIONS (CONTINUED)**

**C- Transactions with key management personnel and board members**

Members of the Board of Directors are not granted any compensation for their role in managing the Group unless approved by the General Assembly. Board members are entitled to attendance allowances for Board meetings and committee meetings. Chief Executive Officers are granted fixed remuneration for their managerial duties and direct responsibilities. Key executive officers, including the Chief Executive Officer and the Chief Financial Officer, receive remuneration in accordance with their employment contracts. The following table presents details of the compensation and remuneration paid to non-executive Board members, senior management personnel, and Board committees:

	<u>Nature of transaction</u>	<b>For the three-month period ended 31 March (unaudited).</b>	
		<b>2026</b>	<b>2025</b>
		<b>SAR</b>	<b>SAR</b>
Senior management personnel and key executive management	Salaries and other allowances	<b>109,577</b>	82,213
	End of service	<b>184,638</b>	140,814
Board of directors and board committees	Attendance allowances and bonuses	<b>63,250</b>	45,250

**8- TRADE RECEIVABLES, NET**

	<b>31 March 2026</b>	<b>31 December 2025</b>
	<b>SAR</b>	<b>SAR</b>
	<b>(Unaudited)</b>	<b>(Audited)</b>
Trade receivables	<b>37,313,125</b>	26,827,671
(Less): Allowance for expected credit losses	<b>(1,993,623)</b>	(1,685,777)
	<b>35,319,502</b>	25,141,894

Movement in the allowance for expected credit losses is as follows:

	<b>31 March 2026</b>	<b>31 December 2025</b>
	<b>SAR</b>	<b>SAR</b>
	<b>(Unaudited)</b>	<b>(Audited)</b>
Balance as at the beginning of the period / year	<b>1,685,777</b>	986,730
Charged during the period / year	<b>307,846</b>	699,047
<b>Balance as at the end of the period / year</b>	<b>1,993,623</b>	1,685,777

The following is an analysis of the aging of trade receivables and the expected credit loss allowance:

	<b>From 1 to 30 days</b>	<b>From 91 to 180 days</b>	<b>From 181 to 270 days</b>	<b>From 271 to 360 days</b>	<b>Over 365 days</b>	<b>Total</b>
<b>31 March 2026</b>	<b>SAR</b>	<b>SAR</b>	<b>SAR</b>	<b>SAR</b>	<b>SAR</b>	<b>SAR</b>
Expected credit loss Rate	<b>%1.46</b>	<b>%11.32</b>	<b>%44.26</b>	<b>%59.37</b>	<b>%60.57</b>	<b>%5.34</b>
Total book value	<b>32,263,284</b>	<b>2,820,270</b>	<b>884,234</b>	<b>247,662</b>	<b>1,097,675</b>	<b>37,313,125</b>
Allowance for expected credit losses	<b>471,056</b>	<b>319,292</b>	<b>391,350</b>	<b>147,034</b>	<b>664,891</b>	<b>1,993,623</b>
<b>31 December 2025</b>	<b>From 1 to 90 days</b>	<b>From 91 to 180 days</b>	<b>From 181 to 270 days</b>	<b>From 271 to 360 days</b>	<b>Over 360 days</b>	<b>Total</b>
	<b>SAR</b>	<b>SAR</b>	<b>SAR</b>	<b>SAR</b>	<b>SAR</b>	<b>SAR</b>
Expected credit loss Rate	<b>1.55%</b>	<b>12.46%</b>	<b>45.78%</b>	<b>73.43%</b>	<b>51.41%</b>	<b>6.28%</b>
Total book value	<b>22,067,662</b>	<b>2,995,968</b>	<b>446,031</b>	<b>402,096</b>	<b>915,914</b>	<b>26,827,671</b>
Allowance for expected credit losses	<b>342,048</b>	<b>373,420</b>	<b>204,189</b>	<b>295,244</b>	<b>470,876</b>	<b>1,685,777</b>

**NOTES TO THE INTERIM CONDENSED CONSOLIDATED FINANCIAL INFORMATION (CONTINUED)**  
**FOR THE THREE-MONTH PERIOD ENDED 31 MARCH 2026 (UNAUDITED)**

**9- SHARE PREMIUM**

On 14 Jumada Al-Akhirah 1445H (Corresponding to 27 December 2023), the Extraordinary General Assembly approved an increase in the Group's capital from SAR 63 million to SAR 70.5 million through the issuance of 750,000 new shares, subscribed by new shareholders via a public offering on the Parallel Market. The nominal value of each share was SAR 10 (Note 1).

During 2024, the Company issued new shares on the parallel market (Nomu), where 750,000 shares were issued for a total amount of SAR 33 million, at a market price of SAR 44 per share. The difference between the nominal value and the market price, totaling SAR 23,897,450, was transferred to the share premium account, after increasing the share capital by SAR 7,500,000 and deducting listing costs of SAR 1,602,550.

The Share Premium as of 31 March 2026 amounted to SAR 23,897,450 (31 December 2025: 23,897,450 SAR).

**10- SAUDI INDUSTRIAL DEVELOPMENT FUND LOAN**

On 31 December 2025, the Company entered into a loan agreement with the Saudi Industrial Development Fund ("the Fund") for a total amount of SAR 35,000,000 for a period of two years, for the purpose of financing working capital. The loan is repayable in four equal quarterly installments during the second year, with the first installment due on 13 January 2027 and the final installment due on 13 January 2028. The loan is secured by promissory notes signed by the shareholders, Mr. Mohammed Fahad Al Othman, Mr. Nasser Fahad Al Othman, and Mr. Fahad Nasser Al Othman. On 18 January 2026, the loan amount was received.

Upfront and annual administrative fees are charged by the Fund in accordance with the loan agreements. Finance costs for the Three month period ended 31 March 2026 amounted to SAR 349,468.

The movement on the industrial development fund loan was as follows:

	<b>31 March 2026</b> <b>SAR</b> <b>(Unaudited)</b>	<b>31 December 2025</b> <b>SAR</b> <b>(Audited)</b>
Proceeds during the period / year	<b>33,705,000</b>	-
<b>Balance as at the end of the period / year</b>	<b>33,705,000</b>	-
	<b>31 March 2026</b> <b>SAR</b> <b>(Unaudited)</b>	<b>31 December 2025</b> <b>SAR</b> <b>(Audited)</b>
Non- Current portion	<b>25,278,750</b>	-
Current portion	<b>8,426,250</b>	-
	<b>33,705,000</b>	-

**11- ZAKAT**

**-Zakat status**

**Asq Plastic Factory Company**

The Company has submitted zakat declarations for prior years up to 31 December 2025 and obtained a zakat certificate. No zakat assessments have been raised up to the date of these condensed interim financial information.

**Asq Pipes Company**

The Company has submitted zakat declarations for prior years up to 31 December 2025 and obtained a zakat certificate. No zakat assessments have been raised up to the date of these condensed interim financial information.

**12- SALES**

The Group sells its products both inside and outside the Kingdom of Saudi Arabia, and revenue from sales is recognized at a point in time. The Group sales for the period ended 31 March 2026 amounted to SAR 56,036,271 (31 March 2025: SAR 48,015,059).

A-The Group's sales were distributed as follows:

	<b>For the three-month period ended 31 March</b>			
	<b>2026</b> <b>SAR</b>	<b>2026</b> <b>Percentage %</b>	<b>2025</b> <b>SAR</b>	<b>2025</b> <b>%</b>
<b><u>Geographical Distribution of Revenue:</u></b>				
Kingdom of Saudi Arabia	<b>55,440,543</b>	<b>%98.94</b>	47,487,185	%98.90
Other GCC Countries	<b>550,708</b>	<b>%0.98</b>	468,461	%0.98
Other Countries	<b>45,020</b>	<b>%0.08</b>	59,413	%0.12
	<b>56,036,271</b>	<b>%100</b>	48,015,059	%100

**NOTES TO THE INTERIM CONDENSED CONSOLIDATED FINANCIAL INFORMATION (CONTINUED)**  
**FOR THE THREE-MONTH PERIOD ENDED 31 MARCH 2026 (UNAUDITED)**

**12- SALES (CONTINUED)**

B- The Group's sales were distributed as follows:

	<b>For the three-month period ended 31 March</b>	
	<b>2026</b>	<b>2025</b>
	<b>SAR</b>	<b>SAR</b>
	<b>(Unaudited)</b>	<b>(Unaudited)</b>
Sales through group branches	<b>55,328,923</b>	47,397,176
Sales through e-commerce store	<b>707,348</b>	617,883
	<b>56,036,271</b>	48,015,059

C- The Group's sales were distributed as follows:

	<b>For the three-month period ended 31 March</b>	
	<b>2026</b>	<b>2025</b>
	<b>SAR</b>	<b>SAR</b>
	<b>(Unaudited)</b>	<b>(Unaudited)</b>
Sales to group customers	<b>55,586,967</b>	47,993,879
Sales to related parties	<b>449,304</b>	21,180
	<b>56,036,271</b>	48,015,059

**13- SEGMENT INFORMATION**

Segment information relates to the Group's activities and operations, which are relied upon by the Group's management as a basis for preparing its condensed consolidated interim financial information, consistent with internal reporting methods. Transactions between segments are conducted on the same terms as those with other parties.

The segment assets, liabilities, and operating activities include items directly attributable to a specific segment, as well as items that can be allocated to different segments on a reasonable basis. Items that cannot be allocated between segments are classified under common assets and liabilities. The Group's segments are represented as follows:

Segment: Manufacturing of packaging products and disposable kitchenware.

Segment: Manufacturing of pipes and fittings products.

The Group has no other segments. The Group's products are sold both within and outside the Kingdom of Saudi Arabia, and all products are sold through the Group's branches.

The Group's management does not analyze total assets and liabilities based on geographical location, as all of the Group's assets and liabilities are located within the Kingdom of Saudi Arabia. Accordingly, total assets and liabilities by country have not been disclosed in this condensed consolidated interim financial information.

The following is a summary of the segment financial information in Saudi Riyals as at 31 March 2026 and 31 December 2025, respectively, based on the nature of activity:

<b>As at 31 March 2026 (Unaudited)</b>	<b>Manufacturing</b>	<b>Manufacturing segment</b>	<b>Total</b>
	<b>segment (packaging products)</b>	<b>(pipes and fittings)</b>	
	<b>SAR</b>	<b>SAR</b>	<b>SAR</b>
Total current assets	<b>81,350,509</b>	<b>47,459,845</b>	<b>128,810,354</b>
Total non-current assets	<b>81,541,718</b>	<b>14,138,506</b>	<b>95,680,224</b>
<b>Total assets</b>	<b>162,892,227</b>	<b>61,598,351</b>	<b>320,170,802</b>
Total current liabilities	<b>17,275,776</b>	<b>5,581,374</b>	<b>22,857,150</b>
Total non-current liabilities	<b>32,388,450</b>	<b>3,199,896</b>	<b>35,588,346</b>
<b>Total liabilities</b>	<b>49,664,226</b>	<b>8,781,270</b>	<b>58,445,496</b>

**NOTES TO THE INTERIM CONDENSED CONSOLIDATED FINANCIAL INFORMATION (CONTINUED)**  
**FOR THE THREE-MONTH PERIOD ENDED 31 MARCH 2026 (UNAUDITED)**

**13- SEGMENT INFORMATION (CONTINUED)**

<u>As at 31 December 2025 (Audited)</u>	Manufacturing segment (packaging products) SAR	Manufacturing segment (pipes and fittings) SAR	Total SAR
Total current assets	53,789,390	38,447,315	92,236,705
Total non-current assets	77,683,187	14,507,460	92,190,647
Total assets	<u>131,472,577</u>	<u>52,954,775</u>	<u>184,427,352</u>
Total current liabilities	14,295,930	5,088,861	19,384,791
Total non-current liabilities	6,322,592	3,355,357	9,677,949
Total liabilities	<u>20,618,522</u>	<u>8,444,218</u>	<u>29,062,740</u>

<u>For the three-month period ended 31 March 2026 (Unaudited)</u>	Manufacturing segment (packaging products) SAR	Manufacturing segment (pipes and fittings) SAR	Total SAR
Sales	41,321,437	14,714,834	56,036,271
Cost of sales	24,249,492	9,157,463	33,406,955
Gross profit for the period	17,071,945	5,557,371	22,629,316
Depreciation and amortization	3,003,716	679,911	3,683,627
Finance costs	423,787	23,650	447,437
Net profit for the period	<u>8,503,488</u>	<u>2,176,982</u>	<u>10,680,470</u>

<u>For the three-month period ended 31 March 2025 (Unaudited)</u>	Manufacturing segment (packaging products) SAR	Manufacturing segment (pipes and fittings) SAR	Total SAR
Sales	35,359,078	12,655,981	48,015,059
Cost of sales	21,807,443	6,175,712	27,983,155
Gross profit for the period	13,551,635	6,480,269	20,031,904
Depreciation and amortization	1,325,944	559,356	1,885,300
Finance costs	35,316	26,972	62,288
Net profit for the period	<u>8,222,248</u>	<u>1,508,932</u>	<u>9,731,180</u>

**14- RISK MANAGEMENT**

**Liquidity Risk**

Liquidity risk is the risk that the Group may encounter difficulty in raising funds to meet commitments associated with financial instruments that the Group commits to in the interest of others. To reduce the liquidity risk and associated losses that may affect the business of the Group. The Group maintains, wherever possible, sufficient highly liquid current assets in all business conditions. The Group also has a highly dynamic cash flow policy and a system by which it can estimate the maturity dates of its liabilities and develop appropriate plans to provide the required funds to meet these liabilities in a timely manner.

**NOTES TO THE INTERIM CONDENSED CONSOLIDATED FINANCIAL INFORMATION (CONTINUED)**  
**FOR THE THREE-MONTH PERIOD ENDED 31 MARCH 2026 (UNAUDITED)**

**14- RISK MANAGEMENT (CONTINUED)**

A- The following is the maturity of liabilities as at 31 March 2026 (Unaudited):

	3 months or less SAR	More than 3 Months to 1 Year SAR	More than 1 Year to 10 Years SAR	More than 10 Years SAR	Total SAR	Book Value SAR
Employees' benefits obligations	-	770,666	3,487,746	4,917,928	9,176,340	3,375,829
Lease liabilities	42,500	929,847	6,764,663	3,376,521	11,113,531	7,479,344
Saudi industrial development fund loan	-	10,045,000	26,250,000	-	36,295,000	33,705,000
Trade payable	-	5,337,563	-	-	5,337,563	5,337,563
Accrued expenses and other liabilities	-	5,152,869	-	-	5,152,869	5,152,869
<b>Total</b>	<b>42,500</b>	<b>22,235,945</b>	<b>36,502,409</b>	<b>8,294,449</b>	<b>67,075,303</b>	<b>55,050,605</b>

B- The following is the maturity of liabilities as at 31 December 2025 (audited):

	3 months or less SAR	More than 3 Months to 1 Year SAR	More than 1 Year to 10 Years SAR	More than 10 Years SAR	Total SAR	Book Value SAR
Employees' benefits obligations	-	619,104	2,801,833	3,950,750	7,371,687	2,711,926
Lease liabilities	251,817	720,083	5,974,397	4,416,187	11,362,484	7,548,192
Accounts payable	-	12,375,236	-	-	12,375,236	12,375,236
Accrued expenses and other liabilities	-	3,338,103	-	-	3,338,103	3,338,103
<b>Total</b>	<b>251,817</b>	<b>17,052,526</b>	<b>8,776,230</b>	<b>8,366,937</b>	<b>34,447,510</b>	<b>25,973,457</b>

**Credit risk**

Credit risk represents the risk that one party to a financial instrument will fail to meet its obligations, resulting in a financial loss to the other party. Concentration risk arises when several counterparties have similar activities, operate in the same geographical regions, or share similar economic characteristics that may affect their ability to meet their contractual obligations.

	31 March 2026 SAR (Unaudited)	31 December 2025 SAR (Audited)
Trade receivables	37,313,125	26,827,671
Cash at banks	20,291,812	2,754,258
Due from related Party	1,520,557	975,645
	<b>59,125,494</b>	<b>30,557,574</b>

Cash balances held with banks with a credit rating of A- and above.

The Group applies the simplified version of IFRS 9 for measuring expected credit losses, which uses a lifetime provision for expected losses for all trade receivables. To measure expected credit losses, trade receivables are grouped based on common credit risk characteristics and due dates. Historical loss rates are adjusted to reflect current and future information on macroeconomic factors affecting customers' ability to settle receivables. The adjusted loss rates for the current year are similar to the actual loss rates observed in the previous year. The Group identifies GDP, unemployment rate, inflation rate, and interest rate of the countries to which it sells its goods and services as the most relevant factors and adjusts historical loss rates accordingly based on expected changes in these factors.

The Group manages credit risk related to amounts due from customers through monitoring in accordance with established policies and procedures. The Group mitigates customer-related credit risk by setting credit limits for each customer and continuously monitoring outstanding trade receivables.

**NOTES TO THE INTERIM CONDENSED CONSOLIDATED FINANCIAL INFORMATION (CONTINUED)  
FOR THE THREE-MONTH PERIOD ENDED 31 MARCH 2026 (UNAUDITED)**

**14- RISK MANAGEMENT (CONTINUED)**

**Market risk**

Market risk refers to the risk arising from fluctuations in the fair value or future cash flows of a financial instrument due to changes in prevailing market prices. Market risk comprises three main types: interest rate risk, currency risk, and price risk.

**Currency risk**

Foreign exchange risk arises from potential changes and fluctuations in currency exchange rates that may affect future profits or the fair values of financial instruments. The Group monitors currency rate fluctuations and considers the impact of foreign exchange risk to be not material.

**Fair value**

The fair value of the Group's financial assets and liabilities does not materially differ from their carrying amounts as reported in the consolidated financial information.

**Interest rate risk**

The Group manages interest rate risk through the use of fixed-rate borrowings and deposits. The Group monitors changes in interest rates, and management has assessed that the impact on the profit for the period resulting from increases or decreases in interest rates is not material.

**15- CAPITAL COMMITMENTS**

The Group has capital commitments arising from projects under construction, related to the expansion of the factory located on leased land, amounting to SAR 12,240,766 as of 31 March 2026 (31 December 2025: SAR 15,550,230) (note 4).

**16- BASIC AND DILUTED EARNINGS PER SHARE FROM NET PROFIT FOR THE PERIOD.**

Basic and diluted earnings per share are calculated by dividing the net profit for the period by the weighted average number of shares outstanding. The Group does not have any potentially dilutive shares; therefore, diluted earnings per share are equal to basic earnings per share.

The table below reflects the profit and share data used in the calculation of basic and diluted earnings per share

	<b>For the period ended 31 March</b>	
	<b>2026</b>	<b>2025</b>
	<b>SAR</b>	<b>SAR</b>
	<b>(Unaudited)</b>	<b>(Unaudited)</b>
Net profit for the period – SAR	<b>10,680,470</b>	9,731,180
Weighted average number of outstanding shares - share	<b>7,050,000</b>	7,050,000
Basic and diluted earnings per share of net profit for the period – SAR	<b>1.51</b>	1.38

**17- GENERAL**

The figures in these consolidated financial information are rounded to the nearest Saudi Riyals.

**18- SIGNIFICANT MATTERS DURING THE PERIOD**

As at 31 March 2026, the Board of Directors recommended to the Extraordinary General Assembly to increase the Company's share capital from SAR 70,500,000 to SAR 141,000,000, representing an increase of 100%, through the capitalization of SAR 23,897,450 from share premium and SAR 46,602,550 from retained earnings.

On 2 Ramadan 1447H (Corresponding to 19 February 2026), the Board of Directors recommended to the General Assembly the distribution of cash dividends to shareholders for the financial year ended 31 December 2025, totaling SAR 4,582,500, at SAR 0.65 (sixty-five halalas) per share.

**NOTES TO THE CONDENSED INTERIM CONSOLIDATED FINANCIAL INFORMATION (CONTINUED)**  
**FOR THE THREE-MONTH PERIOD ENDED 31 MARCH 2026 (UNAUDITED)**

---

**19- SUBSEQUENT EVENTS**

On 14 April 2026, the articles of association of the subsidiary were amended and its share capital was increased by SAR 14,750,000 through the capitalization of SAR 14,645,394 from amounts due to related parties and SAR 104,606 from retained earnings, resulting in an amended share capital of SAR 15,000,000, wholly owned by Asg Plastic Factory Company.

On 30 April 2026, the General Assembly approved the Board of Directors' recommendation to distribute cash dividends amounting to SAR 4,582,500 (Four million five hundred eighty-two thousand five hundred Saudi Riyals) to shareholders for the financial year ended 31 December 2025, at SAR 0.65 (sixty-five halalas) per share, representing 6.5% of the share capital. Eligibility for the dividends shall be for shareholders owning shares at the end of trading on the date of the General Assembly meeting and registered in the Company's shareholders register maintained by the Securities Depository Center Company ("Edaa") at the end of the second trading day following the eligibility date.

On 24 Dhu al-Qi'dah 1447H (corresponding to May 11, 2026), the Board of Directors approved the distribution of interim dividends for the first quarter of 2026, totaling SAR 2,115,000, at SAR 0.30 (thirty halalas) per share.

Other than the above, and in the opinion of management, there have been no other significant subsequent events after 31 March 2026 and up to the date of approval of this condensed consolidated interim financial information that could have a material impact on the condensed consolidated interim financial information as at 31 March 2026.

**20- APPROVAL OF THE CONSOLIDATED FINANCIAL INFORMATION**

The consolidated financial information were approved by the Board of Directors 24 Dhu al-Qi'dah 1447H (corresponding to 11 May 2026).